

Manufacturer of Marine Lights, Hardware and Accessories

PERKO®

*100th
Anniversary Edition
1907 to 2007*



ISO 9001:2000 Certified



Catalog No. 305
2007 - 2008

To our Customers, Family and Friends:

As our 100th year approaches, many exciting changes are occurring here at Perko. We are installing a new business system, expanding our production facilities and introducing new product lines.

When you read our company history on the following pages, please remember that it was this country in the nineteenth century that gave Frederick Perkins his start. And still today, we are proud to say that our products are manufactured right here in our facility in Miami, Florida.

You may have noticed recently that we are moving into a new era within our field. It was only a couple of catalogs ago that we initially showed L.E.D. marine navigation lights – in fact, Perko is the first company to successfully manufacture and certify such lights. At the same time, after nearly 100 years since our founding, we no longer offer oil lights. We have moved from the age of kerosene to the age of solid-state!

Externally, we have made changes as well. The internet (our website) has provided an important means for us to convey product and technical information to our customers, so this year we have enhanced Perko.com to provide easier access. Even our commitment to video promotion of certain products marks a new marketing method for us.

On the production side, being vertically integrated we have greater control over the factors that affect the manufacturing of our products. Striving for continual improvement, we expect to better meet our customers' needs with the major changes we are currently implementing. A crucial aspect of these goals includes maintaining our ISO 9001:2000 certification.

I hope you enjoy reading this catalog as much as we enjoyed producing it. In addition to the "vintage look" that transitions to a modern, state of the art catalog, there are selected products that we present as they appeared in print when they were first introduced. Although far more complete than we have ever previously published, the Perko history and our current plant tour only show you the highlights of the whole Perko story.

I thank Richard Cozier and the rest of the catalog team for their creative work that truly reflects the feelings associated with our heritage. Look for more to come!

Frederick M. Perkins,
President

ISO 9001:2000 Certified

MANUFACTURER OF MARINE LIGHTS, HARDWARE AND ACCESSORIES

16490 N.W. 13th Avenue • Miami, FL 33169-5707 • Phone: (305) 621-7525 • Fax: (305) 620-9978
• 64000-D • Miami, FL 33164-0510 • www.perko.com



COVER PHOTOGRAPH
Cape Florida Lighthouse
Key Biscayne, Florida

Cover Photo By: Richard A. Cozier

The lighthouse is located on the southernmost tip of Key Biscayne in the historic Bill Baggs State Park and Recreation Area. Owned by the State, Cape Florida lighthouse is the oldest landmark in South Florida.

Cape Florida was originally discovered by the Spanish explorer Ponce de Leon in 1513. The surrounding area was known for ferocious storms, uncharted waters with hidden sandbars and submerged reefs, all very hazardous to early sailors, causing hundreds of shipwrecks along the Straits of Florida.

The original lighthouse and cottage was built in 1825 at a height of 65 feet. On July 23, 1836 the lighthouse and keeper quarters were attacked and burned by Seminole Indians as part of the second Seminole Wars. The assistant lighthouse keeper survived the attack and was rescued by the crew of a Navy schooner. However his helper was killed. The light remained out of service from 1836 until 1847. In 1846 Congress allocated \$23,000 to reconstruct the light and on April 30, 1847 the light was re-lit. In 1855 the lighthouse was renovated. Its height was increased to its current day height of 95 feet, and a 119 step spiral staircase was added. A second order fresnel lens was also installed.

In 1861 Confederate sympathizers ransacked the light and disabled it so it could not be used to aid the Union. The light was again repaired and put back in service after the war in 1866. After the nearby Fowery Rocks light was built in 1878, the Cape Florida lighthouse lens and illumination mechanics were removed and sent to Staten Island, N.Y.

Following Hurricane Andrew in 1992 another extensive restoration took place changing its appearance from brown brick to its present day white. Open to the public, today park rangers and guides offer tours of the grounds, cottage and lighthouse.



PERKO[®]
Shaping the Wave of Excellence[®]



CATALOG No. 305
2007-2008

	<u>Pages</u>
1. The Perko Story, The First Catalog, Plant History, Modern Facilities and the Evolution of the Navigation Light.....	2 to 13
2. General Info, Sales Representatives, Gold Plated Contacts & Understanding Navigation Light Certifications	14 to 17
3. L.E.D. Product Line	18 to 19
4. Navigation Lights for Vessels <u>Under</u> 20 Meters	17 to 72
5. Navigation Lights for Vessels <u>Over</u> 20 Meters	73 to 85
6. Searchlights	86 to 107
7. Lighting Fixtures, Bulbs and Battery Switches	108 to 125
8. Compartment Ventilators and Fog Bells	126 to 131
9. Underwater Hardware, Deck Plates, Fills and Vents	132 to 167
10. Deck Hardware.....	168 to 193
11. Cabinet Hardware	194 to 229
12. Fishing Equipment.....	230 to 239
13. Camo Line	240 to 245
14. Marinium Line	246 to 253
15. New Easy to Use Thumbnail Picture Index	254 to 263
16. Numeric and Alphabetic Indexes	264 to 272

Manufacturer of Ship and Boat Equipment

Street Address:

16490 Northwest 13th Avenue
Miami, Florida 33169-5707

Mailing Address:

P.O. Box 64000D
Miami, Florida 33164-0510

Telephone Number: (305) 621-7525

Fax Number: (305) 620-9978

e-mail: sales@perko.com

Web Site: www.perko.com

Portions of this Catalog Previously Copyrighted in 1936 - 2005

© Perko, Inc. 2006 All Rights Reserved

1st Generation



*Frederick Perkins
Founder 1907-1947*

2nd Generation



*Louis E. Perkins
Co-Founder/President 1947-1964*

3rd Generation



*Marvin Perkins
President 1964-1997
Chairman 1997 to Present*

4th Generation



*Frederick M. Perkins
President 1997-Present*

5th Generation



*Cameron Perkins
1999-Present*



*Deborah Perkins
2002-Present*

The PERKO story is really many interesting pieces that make up a modern day marine hardware success story... going back over 100 years!

The story starts with Frederick (Persky) Perkins, a Russian immigrant, schooled in Germany as a machinist and tool-and-die maker. He emigrated to the United States in the early 1890's, soon becoming employed as a machinist for E.W. Bliss & Company in Brooklyn, N.Y. In the early 1900's he and a partner began operating a business out of the basement of his house as F. Persky & Company, Lantern Manufacturer. In 1907, Louis Perkins joined his father in the business, and together they enlarged both the line of products and the facilities. By 1912 they had seventeen

employees making a wide range of marine lanterns and products. The business continued operating until 1913 when Frederick became president of National Marine Lamp Company, based out of Forestville, CT. He & his son left the National Marine Lamp Company in 1916 and moved back to Brooklyn, N.Y., where he started Perkins Marine Lamp Corporation and five generations later PERKO is still a privately owned, family operated corporation... very unusual in today's marketplace. Now housed in a modern facility of over 440,000 square feet in North Miami, Florida, 5th generation family control allows us to quickly respond to customer and market needs, and our business philosophy has always emphasized long term commitment to

quality leadership in the marine industry.

Our employees are an integral part of our business family, and they take personal pride in providing individual attention to what they do and how they do it. Their positive attitude insures that each worker properly inspects PERKO products as they are being produced. Everyone concentrates on customer satisfaction.

The company Frederick Perkins started was known as Perkins Marine Lamp, Inc., and the original focus was on the manufacture of hand formed sheet metal products for the marine market. These ship navigation lights, cowl ventilators, chart cases and other hand formed items fabricated from brass, cop-

Continued on Page 3



THE PERKO STORY

100th Year Anniversary Edition - 1907 to 2007



per and galvanized sheet metal began what was to become our ongoing reputation for high quality products. Today we still do hand forming and soldering much as it was done in our early years.

In 1922, the "PERKO" trademark was instituted. Each new product (and there were many) utilized the latest sophisticated metal manufacturing technology, and customers came to expect the highest standards of excellence from PERKO products.



PERKO Logo from 1929

By 1932, the company name was changed to Perkins Marine Lamp and Hardware Corporation, to better reflect the products that were then being offered.

As our reputation for quality increased, the company enjoyed exceptional growth into the 1930s, and new manufacturing facilities were added. Under the direction of Louis Perkins, the original one story plant grew to five stories, and then to six more buildings. By the time Frederick Perkins died in 1947, PERKO had become a major factor in the fast growing marine industry.

At Frederick's passing, Louis Perkins became president. His son, Marvin, joined the company in 1947. Then, with the passing of Louis Perkins in 1964, Marvin assumed the top responsibilities and continued the growth and innovation that exists to this day.

As the company's expansion continued, they ran out of space in New York. Roy Hollenbeck came on board in 1960 to plan and coordinate the company's move from Brooklyn, NY to North Miami, Florida, which took place in 1961. Roy's extensive experience in manufacturing, plating, engineering, designing and production was instrumental in our successful move from a number of separate plants in N.Y. to one large plant with all of our facilities under one roof.

Once we were settled in Florida we established our own bronze factory. By 1965, a 47,000 square foot extension was completed to house the sophisticated

die-casting system that now produces zinc and bronze parts. PERKO is the only domestic marine manufacturer producing die-cast bronze parts which are well known for strength, uniformity and quality.

Today, PERKO is truly an integrated manufacturer, almost completely independent of outside vendors, with the exception of a few basic items such as light bulbs, electric wire, etc. A whole range of complete in-house capabilities, from product design through manufacturing and assembly of finished products, enabled us to eliminate most subcontractors and obtain better control of our product quality, cost and delivery.

Throughout all of our operations, steps have been taken to efficiently assure production of the highest quality products. PERKO has been an ISO registered company since 1994. Our products are designed and manufactured to meet or exceed various standards including ISO 9001-2000, USCG, UL, NMMA and other industry standards and our own quality specifications. Quality control is consistently maintained and every step forward, from our founding to the present day, has been undertaken with our customer in mind. Each PERKO product is thoroughly evaluated for safety, appearance and function.



PERKO Logo from 1953

Our sand casting foundries help us control the production of our high quality brass, bronze and aluminum castings, and offers assurance that the proper alloy is used for each job.

Our diverse press department utilizes a variety of forming tools, including multi-stage progressive tooling produced in our toolroom. Our large, conventional machine shop includes many secondary operations such as drilling, tapping and assembly. A separate machine shop houses a number of modern high speed automatic chuckers for high volume items, and our three separate polishing divisions assure the correct finishing procedure for each product.

Our plating plant was completely redesigned and rebuilt into a state-of-the-art facility. Special automated controls insure uniformity throughout the complete seven strike chromium plating process.

In 1979, a 35,000 square foot plastics injection molding facility was added to enable us to produce all of our own plastic products and components for our diverse product line.

In 2005 our facility was rewired for a state-of-the-art computer network and enterprise resource planning (ERP) operation, which is taking us into the next century. In addition plans are on the drawing board for a substantial expansion of our foundry. Our in-house printing, graphics and pre-press department produces almost all of our printed materials from packaging materials, box labels and instructions to full color catalogs and marketing materials. In total, careful planning over the years has enabled us to become virtually self sufficient in every department.

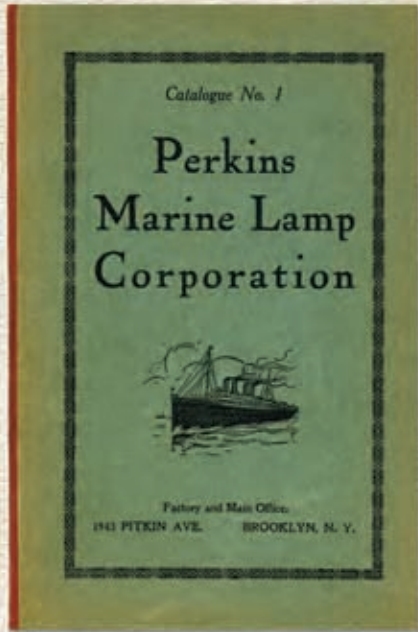
It has always been our objective to provide our customers with the very best in marine lights, hardware and accessories at competitive prices. The marketplace has rewarded our emphasis on quality with ever increasing sales and reputation. Designed and built to the highest specifications, all PERKO products are backed with outstanding warranties and our commitment to excellence. It's a "PERKO Plus" you can count on!

Fred Perkins, Marvin's older son, entered the family business in the late 1960's, and quickly established himself as one of the marine industry's most knowledgeable authorities on navigational light requirements. Fred became president in 1997. In 1999 Fred's son Cameron joined the company and in 2002 his daughter Deborah joined the family business marking the 5th generation and setting the course for the future.



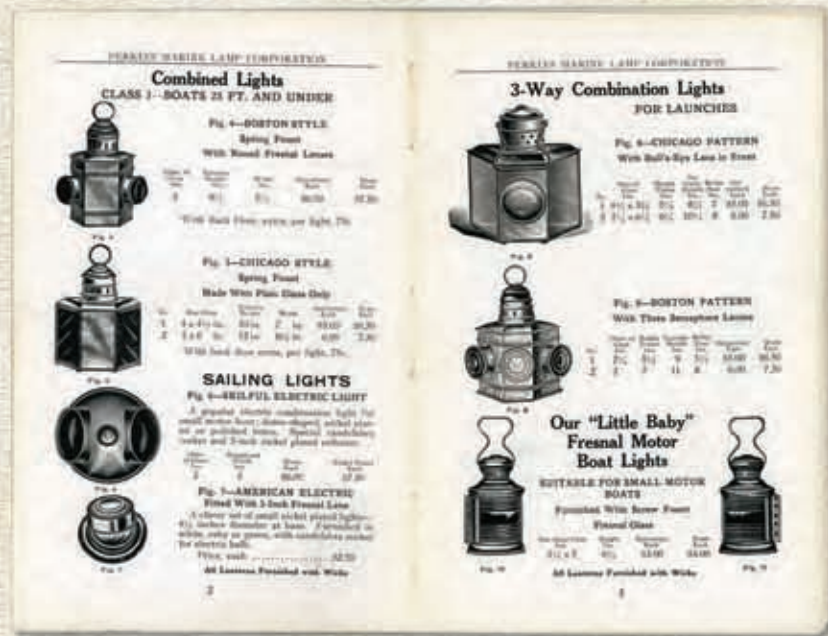
PERKO Logo Today

1916 Catalog Cover



These excerpts from the 1st catalog show the diversity and design for which Perkins Marine Lamp Corporation became known.

Perkins Marine Lamp Corporation published its first catalog in 1916. The catalog was 51 pages in length. The product line was as diverse for its time as PERKO's catalog is today, covering a full range of kerosene and electric lanterns for large and small boats. In addition the products featured were bulkhead lanterns, telegraph lamps, foreign regulation lights, binnacle lights, wall lamps, hood ventilators, signaling devices, mooring buoys, pumps, plungers and a variety of spare parts.



Combined Lights, Sailing Lights and 3 Way Lights



Bulkhead Lanterns



Binnacle Head Lights




Day Signals



Above: PERKO Employees 1912

Below: Metal Stamping 1920's & 1930's



Above: Punch Presses
1920's



Above: Frederick Perkins
Circa 1920

Right: Light Assembly
1920's



Above: Sheet Metal Working Area 1920's



Above: General Assembly 1920's




PERKO Factory
Brooklyn, New York
Circa 1950



Above: Exhibiting at the
New York Boat Show
Circa 1940



Above: PERKO Office Staff
1940's & 1950's



Above: Punch Presses 1950's



Above: Assembly Area
1940's & 1950's



Below: Turning Lathe
1940's & 1950's




PERKO HISTORY - 1960's

100th Year Anniversary Edition - 1907 to 2007



Above:
New
PERKO
Factory
1961

Below: Sales Office
Circa 1960



WAREHOUSE • OFFICE BUILDING FOR PEANNS MARINE LAMP, HARDWARE CORPORATION

Above: Architect Drawing of the
New PERKO Factory North Miami, Florida
Circa 1960



Above: Navigation
Light Assembly
1960's



Above: Lathes, Drill & Punch Presses
1960's




Right: Navigation
Light Inspection
1960's

Below:
Chrome Plating Operations
1970's



Above: Inspection of
the Chrome Plating Process



Above: Plant Supervisors Discuss
Casting Operations - 1970's



Above: Chemical Analysis Lab
1970's



Left: Plastics Injection Molding
1980's



OUR MODERN SELF-CONTAINED FACILITY

100th Year Anniversary Edition - 1907 to 2007



Above: 440, 000 Sq. Ft. Home of PERKO, Inc
Located on 16 Acres in Miami, FL




Above: Computerized Tool & Die
Department



Above & Left:
Gold Plating Line



Above & Left:
PERKOPLATE
Chrome Plating Operations



Above: Quality Control Atomic Absorption
Spectrophotometry

Below: CNC Multi Access Milling Machines



Above: CNC Lathes and Milling Centers



Above: CNC Drilling & Tapping Centers



Above: Computerized Auto Robotic Polishing Centers



Above:
Sand Cast Foundry



Right:
Zinc & Bronze Die Cast



Above: Plastics Injection Molding



Left & Below:
Mechanical Power Press Department



Below:
General Assembly Department



Above:
Finished Goods Inventory



Above & Right:
Ultrasonic Welding
Packaging Centers



Above:
Navigation Light Assembly



Evolution of the

Pleasure



DeLight Side Lights



Bow Light



Battery Bow Light



The Ranger

Oil Lanterns

Oil & Electric

1916-1920

1950

1960

Military and



Torpedo Boat
Side Light



Battleship
Side Light



Navigation Light

Boats



International Style



Bi-Color



Bi-Color



L.E.D.

L.E.D.

Incandescent

1970

1980

1990

2000

Commercial Vessels



Brass Double Stack
Side Lights



Incandescent Double
Stack Side Lights



L.E.D. Double Stack
Side Lights



GENERAL INFORMATION

100th Year Anniversary Edition - 1907 to 2007



SALES POLICY

PERKO Products are sold through our established Distributors. We do not sell direct to the public or organizations. Therefore, possession of this catalog does not infer an offer to sell. Please contact your local marine supplier.

PRICES AND TERMS

Our costs can change due to causes beyond our control. Therefore, our price list is only intended for the guidance of our customers and does not necessarily establish current prices. All prices are subject to change without notice.

Orders from firms having no satisfactory history or credit rating with us must be prepaid. C.O.D. shipments will be made if a 25% deposit is sent with order. Cash discounts do not apply to C.O.D. shipments.

PERKO®

LIMITED WARRANTY

PERKO, INC. (PERKO) warrants to the original consumer-purchaser that PERKO'S products will be free from defective materials or workmanship, and that the PERKOPLATE/PERKO•KOTE Finish will remain corrosion-free under normal use and service, for a period as shown below from the original purchase date:

Product Class	Duration
Products installed by a manufacturer as original equipment	1 year or duration of the manufacturer's general accessory warranty, whichever is longer
Commercial Products (and/or Products used in Commercial Service) and Searchlights	1 Year
Products not included above and which are purchased over-the-counter at a retail dealer	5 Years

ALL IMPLIED WARRANTIES, INCLUDING MERCHANTABILITY, ARE ALSO LIMITED IN DURATION TO THE WARRANTY PERIOD FROM THE ORIGINAL PURCHASE DATE.

PERKO SHALL NOT BE LIABLE FOR LOSS OF USE OF ANY OF ITS PRODUCTS, NOR FOR OTHER INCIDENTAL OR CONSEQUENTIAL COSTS, EXPENSES, OR DAMAGES INCURRED BY THE ORIGINAL PURCHASER OR BY ANY OTHER PERSON.

SOME STATES DO NOT ALLOW LIMITATIONS ON HOW LONG AN IMPLIED WARRANTY LASTS, SO THE ABOVE LIMITATION MAY OR MAY NOT APPLY TO YOU. SOME STATES DO NOT ALLOW THE EXCLUSION OR LIMITATION OF INCIDENTAL OR CONSEQUENTIAL DAMAGES, SO THE ABOVE LIMITATION OR EXCLUSION MAY OR MAY NOT APPLY TO YOU.

This warranty is void if the product warranted has been damaged by accident or unreasonable use, neglect, improper service or other cause not arising out of defects in material or workmanship. Excluded from this warranty are Electric Light Bulbs (lamps), Sealed Beam Units and Fuses. Specific warranty statements made on the smallest unit package, on the individual instruction/installation sheets, or on price quotations which

accompany certain specialty, custom or individual products shall supercede this warranty.

During the warranty period, your PERKO product will either be repaired or it will be replaced with a like product (at PERKO's option) without charge to the original consumer-purchaser, when returned prepaid and insured, with proof-of-purchase date to PERKO at our Factory in Miami, FL. In the event of replacement, the replacement product will continue the warranty of the original product, or ninety (90) days, whichever is longer. **Important: For this Warranty to be effective PERKO must be supplied with Proof-Of-Purchase date of the product.**

PERKO does not authorize any person or company to create for it any other obligation or liability in connection with any of its products.

DESIGNS

For the purpose of continuous improvement in our products, the designs and specifications are subject to change without notice.

RETURN GOODS

A Repackaging Service Charge of \$10.00 net will apply to all broken packages. Products made to order are not returnable. Stock products in new, saleable condition are only returnable when permission has been granted by us, and are subject to handling and repackaging charges. Return shipping charges must be prepaid. Purchase date and invoice number are required when requesting an R.G.A. (Return Goods Authorization) number. Permission must be requested within 30 days after receipt of goods.

WEIGHTS

The weights given in this catalog are approximate, but should be sufficient for general purposes.

SHIPPING INSTRUCTIONS

Customers should send specific shipping instructions; otherwise, we will use our own judgement in selecting route.

SHIPMENTS

F.O.B. our plant, Miami, Florida, unless quoted otherwise. We are not responsible for damage, loss or delay after goods are delivered to carrier. When loss or delay occurs, we will gladly assist in tracing or expediting, but such assistance is no criterion of responsibility.

When there is loss or apparent visible damage to a shipment when tendered for delivery, do not give the carrier a clear receipt. Note such damage on the carrier's delivery receipt and have the driver sign the receipt.

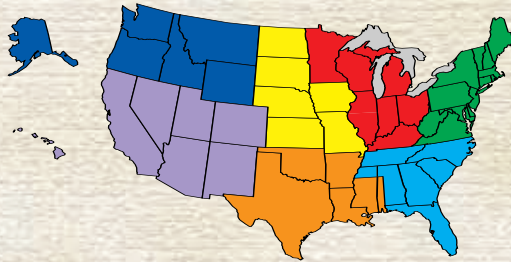
CONCEALED DAMAGE OR LOSS

1. Advise the delivering carrier in writing as soon as discovered or no more than 15 days after delivery, and request carrier to make an inspection.
2. Retain, for the carrier's inspection, the container and all packaging that the damaged or lost material was packaged in.
3. Shortages - Must be reported to us within 15 days after receipt of goods.



REGIONAL & INTERNATIONAL SALES REPRESENTATIVES

100th Year Anniversary Edition - 1907 to 2007



UNITED STATES & CANADA

NORTHEAST

NEW HAMPSHIRE, VERMONT, CONNECTICUT & COASTAL MAINE
CGW Associates
P.O. Box 414

Scituate, MA 02066
Phone: 781-545-3790 Fax: 781-545-0359
E-Mail: CGWCO@aol.com
CHARLES W. O'CONNOR

LONG ISLAND, NEW YORK, SO. MASS., RHODE ISLAND
CGW Associates

137 Brandt Island Road
Mattapoisett, MA 02739
Phone: 508-758-2980 Fax: 508-758-9705
E-Mail: CGWVO@aol.com
WAYNE OLIVIERA

MARYLAND, VIRGINIA
CGW Associates
1070 Ulmstead Circle, Arnold, MD 21012
Phone: 410-757-9630 Fax: 410-757-4365
E-Mail: KWCGW@aol.com
KEVIN WILLIAMS

CENT. MAINE, NO. MASS, PRINCE EDWARD ISLAND, NEW FOUNDLAND, NOVA SCOTIA & NEW BRUNSWICK
CGW Associates

4 King Street Ct., Rockport, MA 01966
Phone: 978-546-2085 Fax: 978-546-5820
E-Mail: CGWJH@aol.com
JACK HOGAN

UPSTATE NEW YORK, DELAWARE, NEW JERSEY, PENNSYLVANIA
CGW Associates

301 Masters Dr. Blockwood, NJ 08012
Phone: 856-227-9330 Fax: 856-227-8732
E-Mail: CGWMM@aol.com
MIKE MACDONALD

ONTARIO, MANITOBA & QUEBEC CANADA
CGW Associates
42 Oakridge Rd, Barrie, ON Canada L4N5N8
Phone: 705-728-8151 Fax: 705-728-4327
E-Mail: dalford1@home.com
DAVE ALFORD

SOUTHEAST

NORTH CAROLINA
The Gartner Group
3313 Highway 70 East, New Bern, NC 28560
Phone: 252-633-1210 Fax: 252-633-1692

E-Mail: ken@thegartnergroup.com
E-Mail: doug@thegartnergroup.com

E-Mail: bill@thegartnergroup.com
KEN WILLIAMS, DOUG PETERSEN & BILL THOMPSON (OFFICE MANAGER)

SOUTH CAROLINA, NORTHERN GEORGIA & SOUTH FLORIDA AFTERMARKET
The Gartner Group

825 Hamlet Circle, Goose Creek, SC 29449
Phone: 843-797-3073 Fax: 843-764-3511
E-Mail: johnny@thegartnergroup.com
JOHNNY THOMERSON

TENNESSEE, ALABAMA & MISSISSIPPI
The Gartner Group
Mac-Hugh & Associates
9411 Raven Hollow Rd, Brentwood, TN 37027
Phone: 615-370-4132/Fax: 615-373-3867

E-Mail: bob@thegartnergroup.com
ROBERT TAYLOR

PANHANDLE, NORTHWESTERN & CENTRAL FLORIDA

The Gartner Group
3345 Park Grove Ct., Longwood, FL 32779
Phone: 407-333-1407/Fax: 407-805-9305
E-Mail: tripp@thegartnergroup.com
TRIPP HAMMACK

NORTHEAST FLORIDA & SOUTHERN GEORGIA

The Gartner Group
3064 Rio Palma North, Indialantic, FL 32903
Phone: 321-773-5877 Fax: 321-989-0295
E-Mail: brian@thegartnergroup.com
BRIAN ROBINSON

SOUTHERN FLORIDA

The Gartner Group
1779 N.E. 39th Court #1104/ P.O. Box 50227
Pompano Beach, FL 33064
Phone: 954-781-4303 Fax: 954-781-4412
E-Mail: jay@thegartnergroup.com
JAY BARNES

MIDWEST 1

MISSOURI, IOWA, NO. & SO. DAKOTA & NEBRASKA

Midwestern Sales Co., Inc.
9849 Briar Drive, Overland Park, KS 66207
Phone: 913-649-1270 Fax: 913-648-2885
E-Mail: dwills@mwsinc.net
DENNIS WILLS

KANSAS & SO. MISSOURI

Midwestern Sales Co., Inc.
1505 Nathaniel Drive, Lebanon, MO 65536
Phone/Fax: 417-533-5001
E-Mail: tsapko@mwsinc.net
TERRY SAPKO

MIDWEST 2

MINNESOTA & WISCONSIN

Inland Marketing Associates, Inc.
570 West 78th St., /P.O. Box 2001
Chanhassen, MN 55317
Phone: 952-937-2304 Fax: 952-937-2353
E-Mail: ted@imarep.com
TED LAMSON

ILLINOIS, INDIANA & KENTUCKY

Inland Marketing Associates, Inc.
1071 Highland Ct./P.O. Box 414
Plymouth, IN 46563
Phone: 574-936-6972 Fax: 574-936-8248
E-Mail: eddiek@imarep.com
ED KUYKENDALL

MICHIGAN & OHIO

Inland Marketing Associates, Inc.
500 S. Washington Suite 1
Royal Oak, MI 48067
Phone: 248-541-4404 Fax: 248-541-4405
E-Mail: bill@imarep.com
R. WILLIAM BURT

SOUTH CENTRAL

SO. CENTRAL TEXAS, OKLAHOMA, ARKANSAS

MAC-HUGH & Associates, Inc.
P.O. Box 383, LaPorte, TX 77572
Phone: 281-470-1872 Fax: 286-639-4599
E-Mail: mchugh12@bellsouth.net
HUGH W. MULHOLLAND

LOUISIANA, WESTERN ALABAMA, SO. MISSISSIPPI & SO. EAST ARKANSAS,

MAC-HUGH & Associates, Inc.
5540A Pepsi Street, Harahan, LA 70123
Phone: 504-734-9411 Fax: 504-734-5144
E-Mail: mchugh12@bellsouth.net
KYLE MCHUGH, BUZZ HUMPHREY, DAVID HILDRETH, GARRETT MCHUGH & KYLE MICHAEL MCHUGH, JR.

WEST

CALIFORNIA, NEVADA, UTAH, COLORADO,

ARIZONA, NEW MEXICO & HAWAII
Pacific Marine Marketing, Inc.
3368 McGraw Lane, Lafayette, CA 94549
Phone: 925-284-4855/Fax: 925-284-4856
E-Mail: w.moosers@comcast.net
WAYNE R. MOOSERS

NORTHWEST

ALBERTA, ALASKA, BRITISH COLUMBIA, IDAHO, MONTANA, OREGON, WASHINGTON, WYOMING
West-Line Marine Sales Co.

Mail: P.O. Box 1564, Lake Oswego, OR 97035
Shipping: 16598 72nd Ave., Portland, OR 97224
Phone: 503-639-5275/Fax: 503-684-6399
E-Mail: westline@verizon.net
BILL PASCHALL

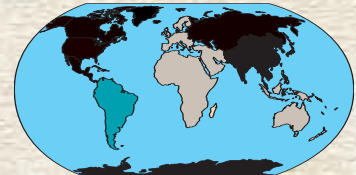
West-Line Marine Sales Co.
P.O. Box 3369, Redmond, WA 98073
Phone: 425-883-4115/Fax: 425-885-1695
E-Mail: jawede@msn.com
JOHN WEDEBERG

West-Line Marine Sales Co.
P.O. Box 481, Anacortes, WA 98221
Phone: 360-293-5563/Fax: 360-293-6657
E-Mail: billryan15@aol.com
BILL RYAN

West-Line Marine Sales Co.
P.O. Box 1564, Lake Oswego, OR 97035
Phone/Fax: 541-469-4455
E-Mail: chuckchambers@charter.net
CHUCK CHAMBERS

COMMERCIAL PRODUCTS

B.A. Griffin Associates, Inc.
355 Grow Ave. N.W.
Bainbridge Island, WA 98110
Phone: 206-780-0509/Fax: 206-855-9080
E-Mail: bagriffin@griffinassociates.com
BARRY GRIFFIN



INTERNATIONAL 1

EUROPE, SO. EAST ASIA, AFRICA, MIDDLE EAST & AUSTRALIA

Greenwich Trading Co.
Head Office
256 Post Rd. East, Suite 205
Westport, CT 06880
Phone: 203-226-9697/Fax: 203-226-9935
E-Mail: sales@greenwichtrade.com
DANIEL J. LYONS & DANILO CAMPOS

Greenwich Trading Co.
Northern European Office
22 The Stables, Cairnburn Gardens
Belfast, BT4 2HY, N. Ireland
Phone: 44.28.9090.0515/Fax: 44.28.9087.5309
E-Mail: pharding@greenwichtrade.com
PAUL HARDING

Greenwich Trading Co.
Southern European Office
Via G. Cimabue, 1, 20052 Monza (MI) Italy
Phone: 39.2020093 Fax: 39. (039) 2849487
E-Mail: gscarpino@greenwichtrade.com
GIUSEPPE SCARPINO

Greenwich Trading Co.
Middle East Office
P.O. Box 61286 Jebel Ali Free Zone
Dubai, U.A.E.
Phone: 971.4.8813.167 Fax: 971.4.8813.168
E-Mail: hyusuf@greenwichtrade.com
HAKIM M. YUSUF

Greenwich Trading Co.
Florida Office
7812 N.W. 54th St., Miami, FL 33166
Phone: 305-593-5535/Fax: 305-593-5529
E-Mail: osocarras@greenwichtrade.com
OSCAR SOCARRAS

INTERNATIONAL 2

BERMUDA, MEXICO, CENTRAL & SOUTH AMERICA & THE CARIBBEAN

E&P Marine Inc.
2425 N.W. 33rd Ave., Miami, FL 33142
Phone: 305-634-6110/Fax: 305-634-1191
E-Mail: epmarine@navalex.com
PEDRO L. RODRIGUEZ, MIGUEL A. VASALLO, LARRY CORREA, LILLY DIAZ


For Information on all Export & Foreign Regions Contact: Jose Massana at Perko, Inc.

Only PERKO Navigation Lights have Gold Plated Contacts!

Go for the GOLD

Gold Plated Contacts Offer:

- Improved Corrosion Resistance
- More Reliable Electrical Connections
- Long Life in Harsh Environments



Look for this Symbol
Throughout the catalog
to identify products that
have been improved
with Gold Plated Contacts


GOLD PLATED CONTACTS

All U.S. registered vessels are subject to either the '72 COLREGS or the U.S. inland rules. Effective 11/1/03, lights must meet one of 3 types of certifications depending on the size of the vessel and the date it was manufactured.

LARGE BOATS OVER 20 METERS (65.6 FT.)

The U.S. Coast Guard is accepting lights that have passed the UL tests (UL Standard 1104) as meeting the '72 COLREGS and the U.S. Inland Rules for vessels over 20 meters (65.6 ft.). As the first domestic manufacturer to pass UL 1104, PERKO's lights can be installed on vessels over 20 meters (65.6 ft.). PERKO manufactures two sizes of lights for the large boat market. The first group of lights is for vessels between 20 meters and 50 meters. The second group includes larger lights and is for vessels over 20 meters (without an upper limit on length).

A brass tag is permanently affixed to the light indicating the type of light, catalog number, voltage and bulb type to install to meet the visibility requirements. It also states that the light is classified by UL in accordance with the '72 COLREGS. This is the only documentation needed by a vessel in this size range for navigation lights to certify light construction compliance with the '72 COLREGS and the U.S. Inland rules.




SMALL BOATS⁽¹⁾ UNDER 20 METERS (65.6 FT.)

U.S. requirements for smaller vessels are less strict and they differ depending on when the boat was built.

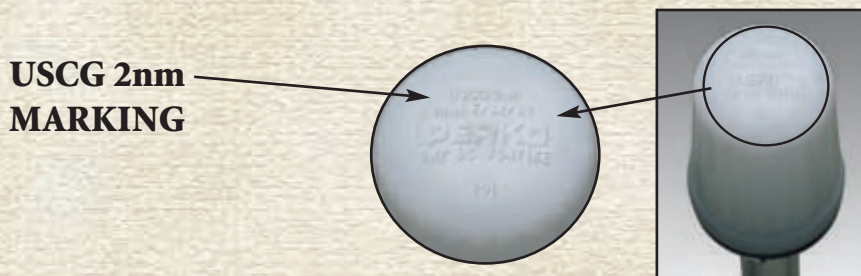
SMALL BOATS BUILT BEFORE 11/1/03

Lights for these boats must be manufactured in accordance with the American Boat and Yacht Council (A.B.Y.C.) Standard A-16. The primary means of certification recognized in the United States for lights for these boats is through the National Marine Manufacturers' Association (NMMA) certification procedure. USCG approved lights, as described below, are also approved for these applications. All PERKO small boat lights designed for use on boats built before 11/1/03 are certified under this NMMA Certification Procedure. All lights certified under this procedure are required to permanently carry the mark "A-16" visibly displayed when the light is installed.



SMALL BOATS BUILT AFTER 11/1/03

The only recognized means of certification of lights for these boats is the USCG approval system. This system uses independent, 3rd party USCG approved labs to conduct some of the tests required for the A-16 certification. On all USCG approved lights, the permanent marking USCG 1nm, USCG 2nm or USCG 3nm (depending on whether the light is a 1-mile, 2-mile or 3-mile light) must be visible when the light is installed. Note that certifications may vary with voltage (e.g. USCG approved for 12-volt and A-16 certified for 24-volt).



(1) Does not apply to vessels under 7 meters which are not powered

NAVIGATION LIGHTS FOR VESSELS UNDER 20M (65.6 FT.) IN LENGTH

FIG. 0170 SERIES - EUROPEAN STYLE NAVIGATION LIGHTS

• 12 VOLT OR 24 VOLT L.E.D.

For Complete Product Information
See Page 61



GREEN SIDE LIGHT



RED SIDE LIGHT



MASTHEAD



STERN



TOWING



FIGS. 1343 & 1348 OMEGA SERIES
WHITE ALL-ROUND POLE LIGHTS

• 12 VOLT L.E.D.

For Complete Product Information
See Page 39



FIG. 1340

WHITE ALL-ROUND LIGHT

• 12 VOLT L.E.D.

For Complete Product Information
See Page 50



FIG. 0619 - BI-COLOR LIGHT

HORIZONTAL MOUNT

• 12 VOLT L.E.D.

For Complete Product Information
See Page 27



FIG. 0622 - SIDE LIGHTS

HORIZONTAL MOUNT

• 12 VOLT L.E.D.

FIG. 0602 - SIDE LIGHTS
VERTICAL MOUNT

• 12 VOLT OR 24 VOLT L.E.D.

For Complete Product Information
See Page 21



For Complete Product Information
See Page 24



FIGS. 1384 - 1388 SERIES - DOUBLE LENS NAVIGATION LIGHTS

- UPPER 24, 120 OR 220 VOLT INCANDESCENT
- LOWER 120 VOLT L.E.D.

For Complete Product Information
See Page 74



Green Side Light



White Masthead



Yellow Towing



White Stern



Red Side Light

FIGS. 1063 & 1425 - L.E.D. STEP PLATES

- 12 VOLT L.E.D.

For Complete Product Information
See Page 176



FIG. 0145 - SURFACE MOUNT UTILITY LIGHT

- 12 VOLT L.E.D.

For Complete Product Information
See Page 109




FIG. 1074 - UTILITY LIGHT WITH SNAP ON FRONT COVER

- 12 VOLT L.E.D.

For Complete Product Information
See Page 111



FIG. 1156 - CEILING MOUNT UTILITY LIGHT

- 12 VOLT L.E.D.

For Complete Product Information
See Page 109



PATENT NO. 4,500,947

RED, GREEN AND CLEAR LENSES, 12 VOLT BULB INCLUDED

**FIG. 0200 TAB TRI-COLOR/WHITE ALL ROUND LIGHT
CERTIFIED FOR USE ON VESSELS UNDER SAIL ALONE
UNDER 20 METERS (65.6 FT.) IN LENGTH**

CONSTRUCTION:

- BASE MOUNT
- BLACK PLASTIC
- 12, 24 OR 32 VOLT BULBS INCLUDED

CERTIFICATIONS:

- USCG 2nm
- CE



FIG. 0200 TAB

ORDERING INFO

Voltage	Vertical Height	Dealer Pkg. - 5 Cards 1 Pc. per Card	Ship Wt.
	Inches		Carton Lbs. Dealer Pkg.
12	8-3/4	0200TABDP1	6.1
24	8-3/4	0200TABDP2	6.1
32	8-3/4	0200TABDP3*	6.1

TECH INFO

- 12 and 24 Volt: USCG
32 Volt: A-16
- O.D. Base: 3-5/16"
- Screw Size: #10

SPARE PARTS ORDERING INFORMATION

Spare Lens Assembly Part Numbers are Determined by Replacing the Last Three Digits of the Catalog Number with the Letters "LNS"
(example: 0200BT0LNS, for a Bi-Color Top Mount Lens Assembly).

Replacement Bulb Sockets: (Bottom): 0093, (Top): 0095.

Bulb Information Top Section: 12V: 037512V25W, 24V: 037524V25W and 32V: 037532V25W.
Bulb Information Bottom Section: 12V: 037512V10W, 24V: 037524V10W and 32V: 037532V10W.

NOTE: Fig. 0200TAB meets the USCG requirements for 12 & 24 volt applications.

*Fig. 0200TAB 32-volt can only be used as a replacement light on boats built prior to 11/1/03. To use as 12, 24 or 32-volt lights while maintaining the proper certifications, replace the bulbs provided as indicated above.

CERTIFICATIONS:

- USCG 1nm
- CE

FIG. 1201 TRI-COLOR LIGHT

**CERTIFIED FOR USE ON VESSELS UNDER SAIL ALONE
UNDER 12 METERS (39.4 FT.) IN LENGTH**

CONSTRUCTION:

- BLACK PLASTIC AND CHROME PLATED ZINC ALLOY TOP
- BLACK PLASTIC BASE



FIG. 1201

ORDERING INFO

Vertical Height Inches	Dealer Pkg. - 5 Cards 1 Pc. per Card	Ship Wt.
		Carton Lbs. Dealer Pkg.
3-1/4	1201DP0BLK	2.1

TECH INFO

- 12 Volt: USCG
24 Volt: A-16
- Base Dimensions:
1" x 2-5/8"
- Screw Size: #8

SPARE PARTS ORDERING INFORMATION

Bi-Color Lens Set (Red/Green): 0268DP0LNS.

White Lenses (2 per card): 0278DP0WHT.

Bulbs (2 per card): 0071DP0CLR.

Top Cap with Screw: 1158DP0BLK.

NOTE: Fig. 1201 meets the USCG requirements for 12-volt applications. Fig. 1201 can also be used as 24-volt A.B.Y.C. A-16 certified light on boats built prior to 11/1/03. To use as 24-volt light while maintaining A-16 certification, replace the bulbs provided with Cat. No. 0072DP1CLR 24-volt bulbs. Contact us for 24 volt applications on new construction.

NAVIGATION LIGHTS FOR VESSELS UNDER 20M (65.6 FT.) IN LENGTH

FIG. 0602 L.E.D. SIDE LIGHTS - CERTIFIED FOR USE ON POWER DRIVEN VESSELS UNDER 20 METERS (65.6 FT.) IN LENGTH

CERTIFICATIONS:
• USCG 2nm

CONSTRUCTION:

- CHROME PLATED BRONZE
- WHITE EPOXY COATED BRONZE
- BLACK PLASTIC
- VERTICAL MOUNT
- LOW PROFILE - SMALL SIZE



FIG. 0602 CHROME



FIG. 0602 BLACK



FIG. 0602 WHITE

ORDERING INFO				
Finish	Voltage	Dealer Pkg. 1 Card 1 Pair per Card	OEM Bulk Package 1 Pair	Ship Wt. Carton Lbs. DP/OEM Bulk
Chrome	12	0602DP1CHR	0602001CHR	1.0/0.6
White	12	0602DP1WHT	0602001WHT	1.0/0.6
Black	12	0602DP1BLK	0602001BLK	1.0/0.6
Chrome	24	0602DP2CHR	0602002CHR	1.0/0.6
White	24	0602DP2WHT	0602002WHT	1.0/0.6
Black	24	0602DP2BLK	0602002BLK	1.0/0.6

TECH INFO
• 12 or 24 Volt
• Length: 3-1/4"
• Width: 2"
• Projection: 1-1/8"
• Screw Size: #8
L.E.D. Features
• Uses 10% of the Energy Draw of Standard Lights
• Low Heat
• Long Life

FIG. 0264 SIDE LIGHTS - CERTIFIED FOR USE ON POWER DRIVEN VESSELS UNDER 20 METERS (65.6 FT.) IN LENGTH

CERTIFICATIONS:
• USCG 2nm
• CE

RED AND GREEN LENSES, 12 VOLT BULB INCLUDED



CONSTRUCTION:

- CHROME PLATED ZINC-ALLOY WITH BLACK PLASTIC BASE



ORDERING INFO			
Vertical Height Inches	Dealer Pkg. 5 Cards 1 Pc. per Card	OEM Bulk Pkg. 50 Pcs.	Ship Wt. Carton Lbs. DP/OEM Bulk
7/8	0264DP0CHR	0264000CHR	3.4/5.6

TECH INFO
• 12 Volt
• Length: 3-1/2"
• Width: 2-1/4"
• Screw Size #8



FIG. 0264

SPARE PARTS ORDERING INFORMATION

Green Lens Only: 0277DPGLNS. Red Lens Only: 0277DPRLNS.
12 Volt Bulbs (2 per card): 0071DP8CLR
Base with Socket Assembly: 0254BLK99A.

NOTE: Fig. 0264 meets the USCG requirements for 12-volt applications. It can also be used as a 24-volt A.B.Y.C. A-16 certified light on boats built prior to 11/1/03. To use as a 24-volt light while maintaining A-16 certification, replace the bulbs provided with Cat. No. 0072DP8CLR 24-volt bulbs. Contact us for 24 volt applications on new construction.

NAVIGATION LIGHTS FOR VESSELS UNDER 20M (65.6 FT.) IN LENGTH

RED AND GREEN LENSES, 12 VOLT BULB INCLUDED

CERTIFICATIONS:

- USCG 2nm
- CE

FIG. 0254 CHROME



FIG. 0254
BLACK

FIG. 0254
WHITE

FIG. 0254 SIDE LIGHTS - CERTIFIED FOR USE ON POWER DRIVEN VESSELS UNDER 20 METERS (65.6 FT.) IN LENGTH

CONSTRUCTION OPTIONS:

- CHROME PLATED BRONZE WITH BLACK PLASTIC BASE
- ALL BLACK PLASTIC
- ALL WHITE PLASTIC

CAMO

FINISH AVAILABLE
See Page 241

Gold Plated Contacts

ORDERING INFO

Finish	Dealer Pkg. 5 Cards 1 Pair per Card	OEM Bulk Pkg. 10 Pair	Ship Wt. Carton Lbs. DP/OEM Bulk
	Chrome	0254M00DP1	0254M0012V
Black	0254B00DP1	0254B0012V	2.4/3.5
White	0254W00DP1	0254W0012V	2.4/3.5

TECH INFO

- 12 Volt
- Projection: 7/8"
- Length: 3-1/2"
- Width: 2-1/4"
- Screw Size: #8

SPARE PARTS ORDERING INFORMATION

Green Lens Only: 0277DPGLNS. Red Lens Only: 0277DPRLNS.
12 Volt Bulbs (2 per card): 0071DP8CLR. 24 Volt Bulbs (2 per card): 0072DP8CLR.
Base with Socket Assembly: 0254BLK/WHT99A.

CERTIFICATIONS:

- USCG 1nm
- CE



FIG. 0955



FIG. 0955 SIDE LIGHTS - CERTIFIED FOR USE ON SAIL OR POWER DRIVEN VESSELS UNDER 12 METERS (39.4 FT.) IN LENGTH

CONSTRUCTION:

- CHROME PLATED BRASS OR STAINLESS STEEL TOP
- BLACK PLASTIC BASE

ORDERING INFO

Finish	Dealer Pkg. 5 Cards 1 Pair per Card	OEM Bulk Pkg. 10 Pair	Ship Wt. Carton Lbs. DP/OEM Bulk
	Chrome Brass	0955DP0CHR	0955000CHR
Stainless Steel	0955DP0STS	0955000STS	2.8/4.7

TECH INFO

- 12 Volt
- Projection: 5/8"
- Length: 4-14"
- Width: 2-3/8"
- Screw Size: #4

SPARE PARTS ORDERING INFORMATION

Chrome Brass Green Side Light Only: 0955G00CHR. Chrome Brass Red Side Light Only: 0955R00CHR.
Stainless Green Side Light Only: 0955G00STS. Stainless Red Side Light Only: 0955R00STS.
Base with Socket Assembly: 095500099A. Lens Set (1-Red & 1-Green): 0260DP0LNS.
Bulbs (2 per card): 0071DP0CLR.

CERTIFICATIONS:

- A-16 Replacement Only
- CE



FIG. 1264



FIG. 1264 SIDE LIGHTS - CERTIFIED FOR REPLACEMENT USE ONLY ON POWER DRIVEN VESSELS UNDER 12 METERS (39.4 FT.) IN LENGTH

CONSTRUCTION:

- CHROME PLATED ZINC ALLOY WITH BLACK VINYL MOUNTING GASKET

ORDERING INFO

Projection Overall Inches	Dealer Pkg. 5 Cards 1 Pair per Card	Ship Wt. Carton Lbs. Dealer Pkg.
1-3/4	1264DP0CHR	6.6

TECH INFO

- 12 Volt
- Length: 5-1/2"
- Width: 3-1/8"
- Screw Size: #8
- 1 Mile Visibility

SPARE PARTS ORDERING INFORMATION

Green Side Light Only: 1264G00CHR. Red Side Light Only: 1264R00CHR.
Lens Set (Red/Green): 1264DP0LNS. Socket Assembly: 1264DP099A.
Bulbs (2 per card): 0071DP0CLR.

NOTE: Figs. 0254 & 0955 meet the USCG requirements for 12-volt applications. All of the above can also be used as 24-volt A.B.Y.C. A-16 certified lights on boats built prior to 11/1/03. To use as 24-volt lights while maintaining A-16 certification, replace the bulbs provided for Figs. 0955 & 1264 with Cat. No. 0072DP1CLR 24 volt bulbs. For Fig. 0254 replace the bulbs provided with 0072DP8CLR. Contact us for 24 volt applications on new construction.

NAVIGATION LIGHTS FOR VESSELS UNDER 20M (65.6 FT.) IN LENGTH



VERTICAL MOUNT SIDE LIGHTS

100th Year Anniversary Edition - 1907 to 2007



RED AND GREEN LENSES, 12 VOLT OR 24 VOLT BULBS INCLUDED

FIG. 0120 SIDE LIGHTS - CERTIFIED FOR USE ON SAIL OR POWER DRIVEN VESSELS UNDER 12 METERS (39.4 FT.) IN LENGTH (12 VOLTS)

CERTIFICATIONS:

- USCG 1nm
- CE

0120/0170 TECH INFO

- Projection Overall: 2-1/2"
- Height Overall: 3-5/8"
 - Width: 4-1/8"
 - Screw Size: #10

0120 Series

- 12 Volt

0170 Series

- 12 & 24 Volt

CONSTRUCTION OPTIONS:

- CHROME PLATED BRASS TOP WITH BLACK PLASTIC BASE
- ALL BLACK PLASTIC
- ALL WHITE PLASTIC



FIGS. 0120MSD
0170MSD



FIGS. 0120MP0
0170MP0



FIGS. 0120BSD
0170BSD



FIGS. 0120BP0
0170BP0



FIGS. 0120WSD
0170WSD



FIGS. 0120WP0
0170WP0

FIG. 0120 SERIES ORDERING INFO - 12 VOLT

Description	Dealer Pkg. 5 Cards		Ship Wt. Carton Lbs. DP/Std. Pkg.
	1 Pc. per Card	Std. Pkg 1 Pc.	
Chrome			
Red Side Light	0120MP0DP1	0120MP012V	2.5/0.6
Green Side Light	0120MSDDP1	0120MSD12V	2.5/0.6
Black Plastic			
Red Side Light	0120BP0DP1	0120BP012V	2.3/0.5
Green Side Light	0120BSDDP1	0120BSD12V	2.3/0.5
White Plastic			
Red Side Light	0120WP0DP1	0120WP012V	2.3/0.5
Green Side Light	0120WSDDP1	0120WSD12V	2.3/0.5

FIG. 0170 SIDE LIGHTS - CERTIFIED FOR USE ON SAIL OR POWER DRIVEN VESSELS UNDER 20 METERS (65.6 FT.) IN LENGTH (12 OR 24 VOLTS)

CERTIFICATIONS:

- USCG 2nm
- CE

FIG. 0170 ORDERING INFO - 12 VOLT

Description	Dealer Pkg. 5 Cards		Ship Wt. Carton Lbs. DP/Std. Pkg.
	1 Pc. per Card	Std. Pkg 1 Pc.	
Chrome			
Red Side Light	0170MP0DP1	0170MP012V	2.5/0.6
Green Side Light	0170MSDDP1	0170MSD12V	2.5/0.6
Black Plastic			
Red Side Light	0170BP0DP1	0170BP012V	2.3/0.5
Green Side Light	0170BSDDP1	0170BSD12V	2.3/0.5
White Plastic			
Red Side Light	0170WP0DP1	0170WP012V	2.3/0.5
Green Side Light	0170WSDDP1	0170WSD12V	2.3/0.5

FIG. 0170 ORDERING INFO - 24 VOLT

Description	Dealer Pkg. 5 Cards		Ship Wt. Carton Lbs. DP/Std. Pkg.
	1 Pc. per Card	Std. Pkg 1 Pc.	
Chrome			
Red Side Light	0170MP0DP2	0170MP024V	2.5/0.6
Green Side Light	0170MSDDP2	0170MSD24V	2.5/0.6
Black Plastic			
Red Side Light	0170BP0DP2	0170BP024V	2.3/0.5
Green Side Light	0170BSDDP2	0170BSD24V	2.3/0.5
White Plastic			
Red Side Light	0170WP0DP2	0170WP024V	2.3/0.5
Green Side Light	0170WSDDP2	0170WSD24V	2.3/0.5



Versions Available See Page 61

Note: See Pages 62 & 63 for Complete Series and Spare Parts Ordering Information.

HORIZONTAL MOUNT SIDE LIGHTS

100th Year Anniversary Edition - 1907 to 2007



FIG. 0622 L.E.D. SIDE LIGHTS- CERTIFIED FOR USE ON POWER DRIVEN VESSELS UNDER 20 METERS (65.6 FT.) IN LENGTH

CERTIFICATIONS:

- USCG 2nm



FIG 0622



CONSTRUCTION:

- CHROME PLATED BRONZE TOP WITH BLACK PLASTIC BASE
- ONE PIECE LENS/BASE ASSEMBLY
- INCLUDES MOUNTING GASKET



ORDERING INFO

Vertical Height Inches	Dealer Pkg.	OEM Bulk Pkg.	Ship Wt. Carton Lbs. DP/OEM Bulk
7/8	1 Card 1 Pair per Card	1 Pair	2.7/2.7
	0622DP0CHR	0622000CHR	

TECH INFO

- 12 Volt
- Length: 4"
- Width: 3"
- Screw Size: #8

RED AND GREEN LENSES, 12 VOLT BULB INCLUDED

CERTIFICATIONS:

- USCG 2nm
- CE



FIG. 0232

FIG. 0232 SIDE LIGHTS - CERTIFIED FOR USE ON POWER DRIVEN VESSELS UNDER 20 METERS (65.6 FT.) IN LENGTH



CONSTRUCTION:

- CHROME PLATED BRONZE TOP WITH BLACK PLASTIC BASE
- ONE PIECE LENS/BASE ASSEMBLY
- INCLUDES MOUNTING GASKET

ORDERING INFO

Vertical Height Inches	Dealer Pkg.	OEM Bulk Pkg.	Ship Wt. Carton Lbs. DP/OEM Bulk
7/8	5 Cards 1 Pair per Card	25 Pair	4.8/22.3
	0232DP0CHR	0232000CHR	

TECH INFO

- 12 Volt
- Length: 4"
- Width: 3"
- Screw Size: #8

SPARE PARTS ORDERING INFORMATION

Lens & Base Assy (Green): 0232DPGLNS. Lens & Base Assy (Red): 0232DPRLNS.
Bulbs (2 per card): 0071DP0CLR. Base with Socket Assembly: 0229DP099A.

CERTIFICATIONS:

- USCG 2nm
- CE



FIG. 0228

FIG. 0228 SIDE LIGHTS - CERTIFIED FOR USE ON POWER DRIVEN VESSELS UNDER 20 METERS (65.6 FT.) IN LENGTH



CONSTRUCTION:

- CHROME PLATED ZINC ALLOY TOP WITH BLACK PLASTIC BASE



ORDERING INFO

Vertical Height Inches	Dealer Pkg.	OEM Bulk Pkg.	Ship Wt. Carton Lbs. DP/OEM Bulk
5/8	5 Cards 1 Pair per Card	25 Pair	3.7/15.1
	0228DP0CHR	0228000CHR	

TECH INFO

- 12 Volt
- Length: 3-1/4"
- Width: 2-5/16"
- Screw Size: #8

SPARE PARTS ORDERING INFORMATION

Green Lens: 0228DPGLNS. Red Lens: 0228DPRLNS.
Black Base with Socket Assembly: 022700099A. Bulbs (2 per card): 0071DP0CLR.

NOTE: The above lights meet the USCG requirements for 12-volt applications. Figs. 0232 & 0228 can also be used as 24-volt A.B.Y.C. A-16 certified lights on boats built prior to 11/1/03. To use as 24-volt lights while maintaining A-16 certification, replace the bulbs provided with Cat. No. 0072DP1CLR 24-volt bulbs. Contact us for 24 volt applications on new construction.

NAVIGATION LIGHTS FOR VESSELS UNDER 20M (65.6 FT.) IN LENGTH



HORIZONTAL MOUNT SIDE LIGHTS

100th Year Anniversary Edition - 1907 to 2007



RED AND GREEN LENSES, 12 VOLT BULBS INCLUDED

FIG. 0253 SIDE LIGHTS - CERTIFIED FOR USE ON POWER DRIVEN VESSELS UNDER 20 METERS (65.6 FT.) IN LENGTH

CERTIFICATIONS:

- USCG 2nm
- CE



CONSTRUCTION OPTIONS:

- CHROME PLATED BRONZE TOP WITH BLACK PLASTIC BASE
- ALL BLACK PLASTIC
- ALL WHITE PLASTIC



FIG. 0253
CHROME

ORDERING INFO

Finish	Vertical Height Inches	Dealer Pkg.	OEM	Ship Wt.
		5 Cards	Bulk Pkg.	Carton Lbs.
		1 Pair per Card	10 Pair	DP/OEM Bulk
Chrome	13/16	0253M00DP1	0253M0012V	3.8/6.4
Black	13/16	0253B00DP1	0253B0012V	2.2/3.2
White	13/16	0253W00DP1	0253W0012V	2.2/3.2

TECH INFO

- 12 Volt
- Length: 3-1/2"
- Width: 2-1/4"
- Screw Size: #8



FIG. 0253
WHITE

FIG. 0253
BLACK

SPARE PARTS ORDERING INFORMATION

Green Lens Only: 0273DPGLNS.
 Red Lens Only: 0273DPRLNS.
 Base with Socket Assembly: 0114000BLK/WHT.
 Bulbs (2 per card): 0071DP0CLR.

FIG. 0963 SIDE LIGHTS CERTIFIED FOR USE ON SAIL OR POWER DRIVEN VESSELS UNDER 12 METERS (39.4 FT.) IN LENGTH

CERTIFICATIONS:

- USCG 1nm
- CE

CONSTRUCTION:

- CHROME PLATED BRASS OR STAINLESS STEEL TOP
- BLACK PLASTIC BASE



FIG. 0963

ORDERING INFO

Finish	Vertical Height Inches	Dealer Pkg.	OEM	Ship Wt.
		5 Cards	Bulk Pkg.	Carton Lbs.
		1 Pair per Card	10 Pair	DP/OEM Bulk
Chrome Brass	7/8	0963DP0CHR	0963000CHR	2.5/3.9
Stainless Steel	7/8	0963DP0STS	0963000STS	2.5/3.9

TECH INFO

- 12 Volt
- O.D. Base: 2-3/8"
- Screw Size: #8

SPARE PARTS ORDERING INFORMATION

Chrome Brass Green Side Light Only: 0963G00CHR. Chrome Brass Red Side Light Only: 0963R00CHR.
 Stainless Green Side Light Only: 0963G00STS. Stainless Red Side Light Only: 0963R00STS.
 Lens Set, Old Style Open Top (Red/Green): 0281DPALNS.
 Lens Set, New Style Closed Top (Red/Green): 0295DP0LNS.
 Bulbs (2 per card): 0071DP0CLR. Base with Socket Assembly: 0135.

NOTE: The above lights meet the USCG requirements for 12-volt applications. All the above can also be used as 24-volt A.B.Y.C. A-16 certified lights on boats built prior to 11/1/03. To use as 24-volt lights while maintaining A-16 certification, replace the bulbs provided with Cat. No. 0072DP1CLR 24-volt bulbs. Contact us for 24 volt applications on new construction.

NAVIGATION LIGHTS FOR VESSELS UNDER 20M (65.6 FT.) IN LENGTH

RED AND GREEN LENSES, 12 VOLT BULBS INCLUDED

CERTIFICATIONS:

- USCG 1nm
- CE



FIG. 1602



FIG. 1601

FIGS. 1601/1602 SIDE LIGHTS

CERTIFIED FOR USE ON SAIL OR POWER DRIVEN VESSELS
UNDER 12 METERS (39.4 FT.) IN LENGTH

CONSTRUCTION:

- BLACK PLASTIC

FIG. 1601 - NORMAL "BASE-DOWN" MOUNT

FIG. 1602 - INVERTED "BASE-UP" MOUNT

GREAT FOR PONTOON BOATS

ORDERING INFO

Vertical Height Inches	Dealer Pkg. 5 Cards 1 Pair per Card	OEM Bulk Pkg. 25 Pair	Ship Wt. Carton Lbs. DP/OEM Bulk
1-1/4	1601DP0BLK	1601000BLK	2.7/10.2
1-1/4	1602DP0BLK	1602000BLK	2.7/10.2

TECH INFO

- 12 Volt
- Height Overall: 1-7/8"
- Dimensions Base: 1-1/8" x 3"
- Screw Size: #8

SPARE PARTS ORDERING INFORMATION

Bulbs (2 per card): 0071DP0CLR.
Red Lens Only: 0298DPRLNS.
Green Lens Only: 0298DPGLNS.
Base with Socket Assembly: 0139000BLK.

CERTIFICATIONS:

- A-16 Replacement Only
- CE



FIG. 0915

FIG. 0915 SIDE LIGHTS

CERTIFIED FOR REPLACEMENT USE ONLY ON SAIL OR POWER DRIVEN VESSELS
UNDER 12 METERS (39.4 FT.) IN LENGTH

CONSTRUCTION:

- CHROME PLATED BRASS OR STAINLESS STEEL TOP
- BLACK PLASTIC BASE

ORDERING INFO

Finish	Vertical Height Inches	Dealer Pkg. 5 Cards 1 Pair per Card	Ship Wt. Carton Lbs. Dealer Pkg.
Chrome Brass	7/8	0915DP0CHR	3.0
Stainless Steel	7/8	0915DP0STS	3.0

TECH INFO

- 12 Volt
- Length: 4-1/4"
- Width: 2-3/8"
- Screw Size: #4
- 1 Mile Visibility

SPARE PARTS ORDERING INFORMATION

Chrome Brass Green Side Light Only: 0915G00CHR. Chrome Brass Red Side Light: 0915R00CHR.
Stainless Green Side Light Only: 0915G00STS. Stainless Red Side Light: 0915R00STS.
Bulbs (2 per card): 0071DP0CLR.
Base with Socket Assembly: 0107.
Lens Set, Old Style Open Top (Red/Green): 0281DPALNS.
Lens Set, New Style Closed Top (Red/Green): 0295DP0LNS.

NOTE: Figs. 1601 & 1602 meet the USCG requirements for 12-volt applications. All the above can also be used as 24-volt A.B.Y.C. A-16 certified lights on boats built prior to 11/1/03. To use as 24-volt lights while maintaining A-16 certification, replace the bulbs provided with Cat. No. 0072DP1CLR 24-volt bulbs. Contact us for 24 volt applications on new construction.

NAVIGATION LIGHTS FOR VESSELS UNDER 20M (65.6 FT.) IN LENGTH



HORIZONTAL MOUNT BI-COLOR LIGHTS

100th Year Anniversary Edition - 1907 to 2007



FIG. 0619 BI-COLOR LIGHT - CERTIFIED FOR USE ON POWER DRIVEN VESSELS UNDER 20 METERS (65.6 FT.) IN LENGTH

CONSTRUCTION:



- CHROME PLATED BRONZE TOP WITH BLACK PLASTIC BASE
- ONE PIECE LENS/BASE ASSEMBLY
- INCLUDES MOUNTING GASKET



CERTIFICATIONS:

- USCG 2nm
- CE



FIG. 0619

ORDERING INFO			
Vertical Height Inches	Dealer Pkg. 1 Card	OEM Bulk Pkg. 1 Pc.	Ship Wt. Carton Lbs. DP/OEM Bulk
7/8	0619DP0CHR	0619000CHR	2.7/2.7

TECH INFO
• 12 Volt
• Length: 4"
• Width: 3"
• Screw Size: #8

PATENT No. 4,500,947

RED AND GREEN LENSES, 12 VOLT BULB INCLUDED

FIG. 0229 BI-COLOR LIGHT - CERTIFIED FOR USE ON POWER DRIVEN VESSELS UNDER 20 METERS (65.6 FT.) IN LENGTH

CONSTRUCTION:

- CHROME PLATED BRONZE TOP WITH BLACK PLASTIC BASE
- ONE PIECE LENS/BASE ASSEMBLY
- INCLUDES MOUNTING GASKET



CERTIFICATIONS:

- USCG 2nm
- CE



FIG. 0229

ORDERING INFO			
Vertical Height Inches	Dealer Pkg. 5 Cards	OEM Bulk Pkg. 50 Pcs.	Ship Wt. Carton Lbs. DP/OEM Bulk
7/8	0229DP0CHR	0229000CHR	2.7/19.6

TECH INFO
• 12 Volt
• Length: 4"
• Width: 3"
• Screw Size: #8

SPARE PARTS ORDERING INFORMATION

Black Base with Lens Assembly (Red/Green): 0229DP0LNS.
Bulbs (2 per card): 0071DP0CLR. Socket Assembly: 022900099A.

Fig. 0227 BI-COLOR LIGHT - CERTIFIED FOR USE ON POWER DRIVEN VESSELS UNDER 20 METERS (65.6 FT.) IN LENGTH

CAMO

FINISH AVAILABLE
See Page 241

CONSTRUCTION:

- CHROME PLATED ZINC ALLOY TOP WITH BLACK PLASTIC BASE



CERTIFICATIONS:

- USCG 2nm
- CE



FIG. 0227

ORDERING INFO			
Vertical Height Inches	Dealer Pkg. 5 Cards	OEM Bulk Pkg. 50 Pcs.	Ship Wt. Carton Lbs. DP/OEM Bulk
5/8	0227DP0CHR	0227000CHR	2.0/15.1

TECH INFO
• 12 Volt
• Length: 3-1/4"
• Width: 2-5/16"
• Screw Size: #8

SPARE PARTS ORDERING INFORMATION

Bulbs (2 per card): 0071DP0CLR. Lens (Red/Green): 0227DP0LNS.
Black Base with Socket Assembly: 022700099A.

NOTE: The above lights meet the USCG requirements for 12-volt applications. Figs. 0229 & 0227 can also be used as 24-volt A.B.Y.C. A-16 certified lights on boats built prior to 11/1/03. To use as 24-volt lights while maintaining A-16 certification, replace the bulbs provided with Cat. No. 0072DP1CLR 24-volt bulbs. Contact us for 24 volt applications on new construction.

CERTIFICATIONS:

- USCG 2nm
- CE

FIG. 0252 BI-COLOR LIGHT - CERTIFIED FOR USE ON POWER DRIVEN VESSELS UNDER 20 METERS (65.6 FT.) IN LENGTH

CONSTRUCTION OPTIONS:

- CHROME PLATED BRONZE TOP WITH BLACK PLASTIC BASE
- ALL BLACK PLASTIC
- ALL WHITE PLASTIC

FIG. 0252
CHROME



FIG. 0252
BLACK



FIG. 0252
WHITE

ORDERING INFO

Finish	Vertical Height Inches	Dealer Pkg.	OEM	Ship Wt.
		5 Cards	Bulk Pkg.	Carton Lbs.
		1 Pc. per Card	25 Pcs.	DP/OEM Bulk
Chrome	13/16	0252MB0DP1	0252MB012V	2.0/8.2
Black	13/16	0252BB0DP1	0252BB012V	1.3/4.2
White	13/16	0252WB0DP1	0252WB012V	1.3/4.2

TECH INFO

- 12 Volt
- Length: 3-1/2"
- Width: 2-1/4"
- Screw Size: #8

SPARE PARTS ORDERING INFORMATION

Bulbs (2 per card): 0071DP0CLR. Lens (Red/Green): 0247DP0LNS.
Black Base with Socket Assembly: 0114000BLK. White Base with Socket Assembly: 0114000WHT.

CERTIFICATIONS:

- USCG 1nm
- CE

FIGS. 1310/1161 BI-COLOR LIGHTS - CERTIFIED FOR USE ON POWER DRIVEN VESSELS UNDER 12 METERS (39.4 FT.) IN LENGTH

CONSTRUCTION:

- BLACK PLASTIC BASE
- FIG. 1310 - CHROME PLATED ZINC ALLOY TOP
- FIG. 1161 - CHROME PLATED BRONZE TOP



FIGS. 1310 & 1161

ORDERING INFO

Material	Vertical Height Inches	Dealer Pkg.	OEM	Ship Wt.
		5 Cards	Bulk Pkg.	Carton Lbs.
		1 Pc. per Card	50 Pcs.	DP/OEM Bulk
Chr Zinc	1	1310DP0CHR	1310000CHR	2.5/20.7
Chr Bronze	1	1161DP0CHR	1161000CHR	3.3/27.9

TECH INFO

- 12 Volt
- Length: 4"
- Width: 3-1/8"
- Screw Size: #8

SPARE PARTS ORDERING INFORMATION

Bulbs (2 per card): 0071DP0CLR.
Lens Set (Red/Green): 0283DPALNS.
Base with Socket Assembly: 0136.

NOTE: The above lights meet the USCG requirements for 12-volt applications. All of the above can also be used as 24-volt A.B.Y.C. A-16 certified lights on boats built prior to 11/1/03. To use as 24-volt lights while maintaining A-16 certification, replace the bulbs provided with Cat. No. 0072DP1CLR 24-volt bulbs. Contact us for 24 volt applications on new construction.

NAVIGATION LIGHTS FOR VESSELS UNDER 20M (65.6 FT.) IN LENGTH



HORIZONTAL MOUNT BI-COLOR LIGHTS

100th Year Anniversary Edition - 1907 to 2007



PATENT NO. 4,500,947

RED AND GREEN LENSES, 12 VOLT BULB INCLUDED

FIG. 0972 BI-COLOR LIGHT

CERTIFIED FOR USE ON SAIL OR POWER DRIVEN VESSELS
UNDER 12 METERS (39.4 FT.) IN LENGTH

CONSTRUCTION:

- CHROME PLATED BRASS OR STAINLESS STEEL TOP
- BLACK PLASTIC BASE

CERTIFICATIONS:

- USCG 1nm
- CE

ORDERING INFO

Finish	Vertical Height	Dealer Pkg.	OEM Bulk Pkg.	Ship Wt. Carton Lbs.
	Inches	1 Pc. per Card	25 Pcs. DP/OEM Bulk	
Chrome Brass	7/8	0972DP0CHR	0972000CHR	1.1/4.5
Stainless Steel	7/8	0972DP0STS	0972000STS	1.1/4.5

TECH INFO

- 12 Volt
- O.D. Base: 2-3/8"
- Screw Size: #4



FIG. 0972

SPARE PARTS ORDERING INFORMATION

Bulbs (2 per card): 0071DP0CLR. Base with Socket Assembly: 0135.
 Lens Set, Old Style Open Top (Red/Green): 0296DP0LNS.
 Lens Set, New Style Closed Top (Red/Green): 0297DP0LNS.

FIG. 0904 BI-COLOR LIGHT - CERTIFIED FOR REPLACEMENT USE ONLY
ON SAIL OR POWER DRIVEN VESSELS UNDER 12 METERS (39.4 FT.) IN LENGTH

CONSTRUCTION:

- CHROME PLATED BRASS OR STAINLESS STEEL TOP
- BLACK PLASTIC BASE

CERTIFICATIONS:

- A-16 Replacement Only
- CE

ORDERING INFO

Finish	Vertical Height	Dealer Pkg.	Ship Wt. Carton Lbs.
	Inches	1 Pc. per Card	Dealer Pkg.
Chrome Brass	7/8	0904DP0CHR	1.6
Stainless Steel	7/8	0904DP0STS	1.6

TECH INFO

- 12 Volt
- Length: 4-1/4"
- Width: 2-1/8"
- Screw Size: #4
- 1 Mile Visibility



FIG. 0904

SPARE PARTS ORDERING INFORMATION

Bulbs (2 per card): 0071DP0CLR. Lens Set (Red/Green): 0296DP0LNS.
 Base with Socket Assembly: 0107.

FIG. 1218 BI-COLOR LIGHT - CERTIFIED FOR REPLACEMENT USE ONLY ON
POWER DRIVEN VESSELS UNDER 12 METERS (39.4 FT.) IN LENGTH

CONSTRUCTION:

- CHROME PLATED ZINC ALLOY WITH FLAG STAFF SOCKET

CERTIFICATIONS:

- A-16 Replacement Only
- CE

ORDERING INFO

Vertical Height	Dealer Pkg.	Ship Wt. Carton Lbs.
Inches	1 Pc. per Card	Dealer Pkg.
1-5/8	1218DP0CHR	2.1

TECH INFO

- 12 Volt
- Base Dimensions: 6-3/4" x 3-7/8"
- I.D. Socket: 3/4"
- Screw Size: #8
- 1 Mile Visibility



As Seen in
1965 Catalog



FIG. 1218

SPARE PARTS ORDERING INFORMATION

Bulbs (2 per card): 0071DP0CLR. Lens Set (Red/Green): 0259DPALNS.
 Socket Assembly: 1218DP099A.

NAVIGATION LIGHTS FOR VESSELS UNDER 20M (65.6 FT.) IN LENGTH

NOTE: Fig. 0972 meets the USCG requirements for 12-volt applications. All of the above can also be used as 24-volt A.B.Y.C. A-16 certified lights on boats built prior to 11/1/03. To use as 24-volt lights while maintaining A-16 certification, replace the bulbs provided with Cat. No. 0072DP1CLR 24-volt bulbs. Contact us for 24 volt applications on new construction.

REMOVABLE BI-COLOR POLE LIGHTS

100th Year Anniversary Edition - 1907 to 2007



PATENT NO. 4,500,947

RED & GREEN LENSES, 12 VOLT BULB INCLUDED

CERTIFICATIONS:

- USCG 1nm
- CE

**FIGS. 1612 & 1614 REMOVABLE BI-COLOR LIGHTS
CERTIFIED FOR USE ON SAIL OR POWER DRIVEN VESSELS
UNDER 12 METERS (39.4 FT.) IN LENGTH**

CAMO

FINISH AVAILABLE
See Page 241

CONSTRUCTION:

- BLACK PLASTIC TOP
- 3/4 INCH DIAMETER ANODIZED ALUMINUM TUBE
- REQUIRES 2 PIN MOUNTING BASE



Removable bi-color lights on pages 30 and 31 are ideal for boats with casting decks on the bow. Unlike conventional bi-color lights that can stand as high as 2" above the deck, removable bi-color lights can be unplugged and stowed while fishing. This leaves only a small, flat topped base. Longer lengths are designed for use with larger trolling motors.



**FIG. 1612
LOCKING
COLLAR POLES**



**FIG. 1614
THREADED
COLLAR POLES**

ORDERING INFO

Pole Length Inches	Dealer Pkg. 5 Cards 1 Pc. per Card	OEM Bulk Pkg. 50 Pcs.	Ship Wt. Carton Lbs. DP/OEM Bulk
12	1612DP2BLK	1612002BLK	2.5/20.0
17-3/8	1612DP3BLK	1612003BLK	3.2/21.8
12	1614DP2BLK	1614002BLK	2.4/20.4
17-3/8	1614DP3BLK	1614003BLK	3.6/21.8

TECH INFO

- 12 Volt
- Pole Rake: 0°
- 1612**
Locking Collar
Fits Base: 1045 (2-Pin)
- 1614**
Small Threaded Collar
Fits Base: 1049 (2-Pin)

SPARE PARTS ORDERING INFORMATION

Bulbs (2 per card): 0071DPOCLR. Lens Set (Red/Green): 0283DPALNS.

Compatible Bases

FIG. 1045



FIG. 1049



**Bases Sold Separately
For Ordering Info
See Pages 45 to 47**

NOTE: Figs. 1612 & 1614 meet the USCG requirements for 12-volt applications. They can also be used as 24-volt A.B.Y.C. A-16 certified lights on boats built prior to 11/1/03. To use as 24-volt lights while maintaining A-16 certification, replace the bulbs provided with Cat. No. 0072DP1CLR 24-volt bulbs. Contact us for 24 volt applications on new construction.

NAVIGATION LIGHTS FOR VESSELS UNDER 20M (65.6 FT.) IN LENGTH



REMOVABLE BI-COLOR POLE LIGHTS WITH UTILITY LIGHT

100th Year Anniversary Edition - 1907 to 2007



PATENT NO. 4,500,947

RED & GREEN LENSES, 12 VOLT BULB INCLUDED

FIGS. 1211 & 1212 - CERTIFIED FOR USE ON SAIL OR POWER DRIVEN VESSELS UNDER 12 METERS (39.4 FT.) IN LENGTH

FIGS. 1421 & 1422 - CERTIFIED FOR USE ON POWER DRIVEN VESSELS UNDER 20 METERS (65.6 FT.) IN LENGTH

CONSTRUCTION:

- BLACK PLASTIC TOP
- 3/4 INCH DIAMETER ANODIZED ALUMINUM TUBE
- DECK ILLUMINATING UTILITY LIGHT
- STOW-A-WAY PLUG-IN TYPE POLE
- REQUIRES 3 PIN MOUNTING BASE



CERTIFICATIONS:

1211 & 1212

- USCG 1nm
- CE

1421 & 1422

- USCG 2nm
- CE



FIG. 1211
0° Rake



FIG. 1212
5° Rake



FIG. 1421
0° Rake

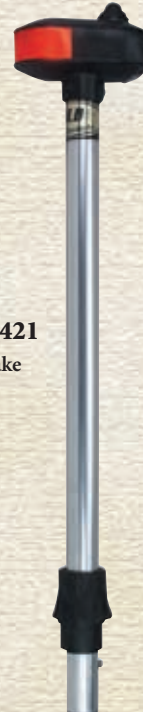


FIG. 1421
0° Rake

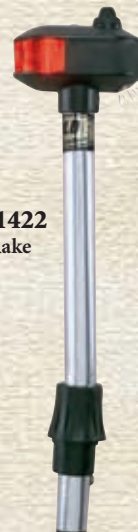


FIG. 1422
5° Rake

ORDERING INFO

Pole Length Inches	Dealer Pkg. 5 Cards 1 Pc. per Card	OEM Bulk Pkg. 50 Pcs.	Ship Wt. Carton Lbs. DP/OEM Bulk
12-1/2	1211DP2CHR	1211002CHR	2.9/23.3
12-1/2	1212DP2CHR	1212002CHR	2.9/23.3
12	1421DP2CHR	1421002CHR	2.4/21.0
17-1/4	1421DP3CHR	1421003CHR	3.0/23.5
12	1422DP2CHR	1422002CHR	2.4/21.0

TECH INFO

- 12 Volt
- Locking Collar
- 1211 & 1421**
Pole Rake: 0°
Fits Bases: 1045 & 1047 (3-Pin)
- 1212 & 1422**
Pole Rake: 5°
Fits Base: 1060 (3-Pin)

SPARE PARTS ORDERING INFORMATION

Bulbs (2 per card): 0071DP0CLR.

Utility Light Bulb: 0064000CLR. Lens Set Figs. 1211& 1212 (Red/Green): 0268DP0LNS.

Lens Set Figs. 1421 & 1422 (Black Top with Welded Red/Green Lens): 0241DP0LNS.

Compatible Bases (3 Pin)

FIG. 1045



0° RAKE

FIG. 1047



0° RAKE

FIG. 1060

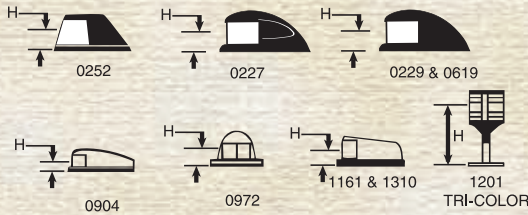


5° RAKE

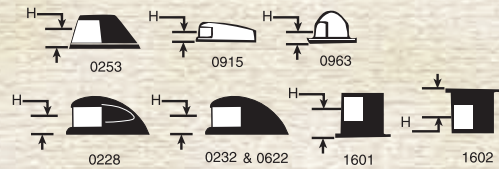
**Bases Sold Separately
For Ordering Info
See Pages 45 to 47**

NAVIGATION LIGHTS FOR VESSELS UNDER 20M (65.6 FT.) IN LENGTH

BI-COLOR LIGHTS



SIDE LIGHTS



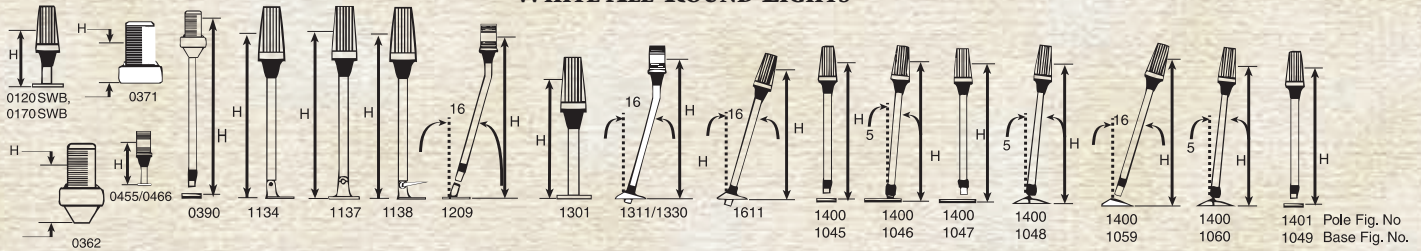
BI-COLOR LIGHTS

FIG.	0227	0229	0252	0619	0904	0972	1161	1201	1218	1310
H	5/8	7/8	13/16	7/8	7/8	7/8	1	3-1/4	1-5/8	1

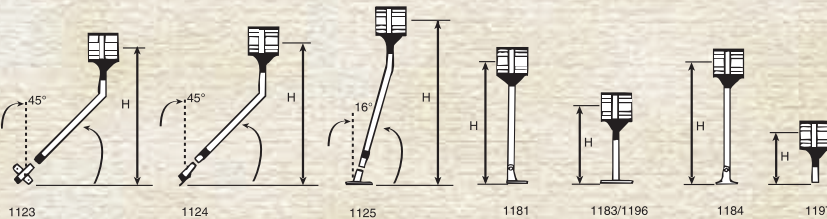
SIDE LIGHTS

FIG.	0228	0232	0253	0622	0915	0963	1601	1602
H	5/8	7/8	13/16	7/8	7/8	7/8	1-1/4	1-1/4

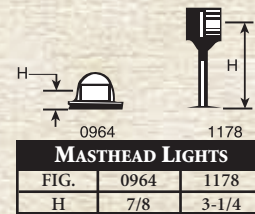
WHITE ALL-ROUND LIGHTS



COMBINATION MASTHEAD AND WHITE ALL-ROUND LIGHTS



MASTHEAD LIGHTS



MASTHEAD LIGHTS

FIG.	0964	1178
H	7/8	3-1/4

DIMENSIONS

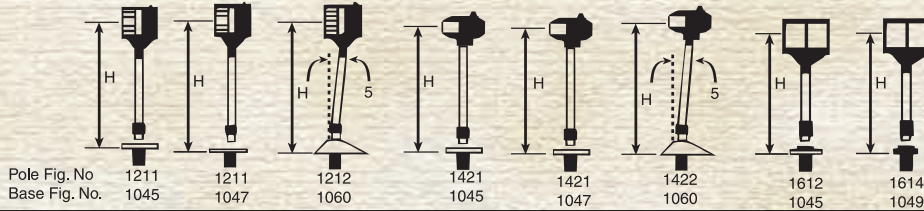
SIZE	Base Fig.	1 H	2 H	3 H	4 H	5 H	6 H	7 H	8 H
WHITE ALL-ROUND LIGHTS									
0120SWB		3-7/8							
0170SWB		3-7/8							
0390	0391						48	54	60
0362		1-1/2							
0371		1-1/2							
0455		4-1/2	11-7/8						
0466		4-1/2	11-7/8						
1134/1137		14							
1138		14							
1209			21-7/8	28-1/2	34-1/8				
1301		7-1/8							
1311			20-1/8	26-5/8	32-3/8				
1330			20-11/16	27-1/4	33				
1411			22	27-5/8	33-5/8				
1611			20-1/4	26-1/2	32-3/8				
1400	1045					40-3/4	46-7/8	51-3/4	57-3/4
1400	1046		21-5/8	27-1/4	33-1/4	40-5/8	46-1/2	51-1/2	57-1/2
1400	1047					40-5/8	46-7/8	51-3/4	57-3/4
1400	1048				34	40	46	52	58
1401	1049				33-1/4	40-3/4	46-7/8	51-3/4	57-3/4
1400	1059		21-5/8	27-1/4	33	40-1/8	45-7/8	50-3/4	56-3/4
1400	1060		22	27-5/8	33-5/8	41	46-7/8	51-7/8	57-7/8
COMBINATION MASTHEAD AND WHITE ALL-ROUND LIGHTS									
1123				11-1/4	20-1/2				
1124				12-1/2	22				
1125						33-7/8			
1181/1184		12-13/16							
1183		3-3/16							
1184		12-13/16							
1196			5-1/16	11-1/4					
1197		4							

Note: Vertical heights shown above are for various pole light and base combinations.

All Dimensions are in inches.

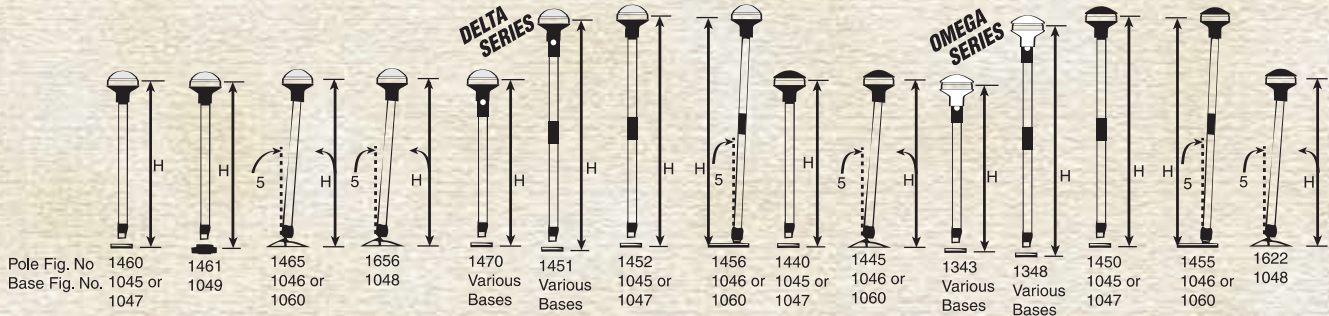
NAVIGATION LIGHTS FOR VESSELS UNDER 20M (65.6 FT.) IN LENGTH

BI-COLOR POLE LIGHTS

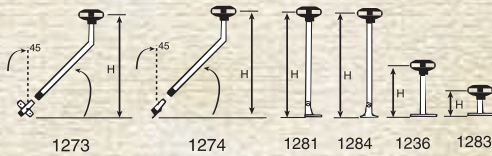


BI-COLOR POLE LIGHTS												
Pole.	1211	1211	1212	1421 #2	1421 #2	1421 #3	1421 #3	1422	1612 #2	1612 #3	1614 #2	1614 #3
Base	1045	1047	1060	1045	1047	1045	1047	1060	1045	1045	1049	1049
H	10	10	10-7/16	9-9/16	9-9/16	15-1/8	15-1/8	9-7/8	9-13/16	15-1/8	9-13/16	15-1/8

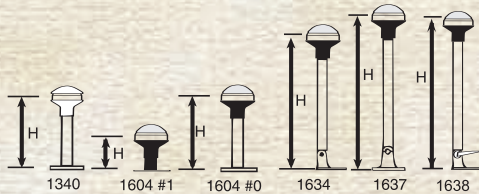
"REDUCED GLARE" DESIGN WHITE ALL-ROUND LIGHTS



"REDUCED GLARE" DESIGN COMBINATION MASTHEAD AND WHITE ALL-ROUND LIGHTS



FIXED MOUNT WHITE ALL-ROUND LIGHTS



DIMENSIONS				
SIZE		1	2	3
Fig. No.	H	H	H	H
"REDUCED GLARE" DESIGN FIXED MOUNT WHITE ALL-ROUND LIGHTS				
1340		7-1/8		
1604#0		7-7/8		
1604 #1		2-5/8		
1634/1637	13-3/8			
1638	13-3/8			
"REDUCED GLARE" DESIGN COMBINATION MASTHEAD AND WHITE ALL-ROUND LIGHTS				
1236		4-1/2	11	
1273			10-5/8	20
1274			11-7/8	21-5/8
1281/1284	12-3/16			
1283	2-1/4			

POLE LIGHT AND BASE COMBINATIONS VERTICAL HEIGHTS							
SIZE		3	4	5	6	7	8
Pole Fig.	Base Fig.	H	H	H	H	H	H
"REDUCED GLARE" DESIGN WHITE ALL-ROUND LIGHTS							
1343	1045		33-3/4		45-3/4		
1343	1046		33-7/8		45-7/8		
1343	1047		33-3/4		45-3/4		
1343	1048		34		46		
1343	1059		34-1/2		46-1/2		
1343	1060		34-1/8		46-1/8		
1348/1451	1045				46-5/8		58-5/8
1348/1451	1046				46-1/2		58-1/2
1348/1451	1047				46-5/8		58-5/8
1348/1451	1048				46-3/4		58-3/4
1348/1451	1059				47-1/4		59-1/4
1348/1451	1060				46-7/8		48-7/8
1440	1045		33	40-5/8	46-3/8	51-7/16	57-7/16
1440	1047		33	39	45	51	57
1441	1049		33	39	45	51	57
1445	1046		32-3/4	40-5/16	46-7/16	51-1/4	57-1/4
1445	1060		33-3/16	40-11/16	46-1/4	51-7/16	57-7/16
1450	1045					52-1/4	57-1/4
1450	1047					51-3/4	57-3/4
1452	1045					51-3/4	57-3/4
1452	1047					51-3/4	57-3/4
1455	1046					52-1/4	57-1/4
1455	1060					52-1/8	57-1/8
1456	1046					51-3/4	57-3/4
1456	1060					52-1/8	57-1/8
1460	1045		33	39	45	51	57
1460	1047		33	39	45	51	57
1465	1046		33	39	45	51	57
1465	1060		33-3/8	39-3/8	45-3/8	51-3/8	57-3/8
1461	1049		33	40-5/8	46-3/8	51-3/8	57-3/8
1470	1045		33-3/4	39-3/4	45-3/4	51-3/4	57-3/4
1470	1046		33-7/8	39-7/8	45-7/8	51-7/8	57-7/8
1470	1047		33-3/4	39-3/4	45-3/4	51-3/4	57-3/4
1470	1048		34	40	46	52	58
1470	1059		34-1/2	40-1/2	46-1/2	52-1/2	58-1/2
1470	1060		34-1/8	40-1/8	46-1/8	52-1/8	58-1/8
1622	1048		33-1/16	40-5/8	46-3/8	51-5/16	57-5/16
1656	1048		33-1/16	40-5/8	46-3/8	51-5/16	57-5/16

Note: Vertical heights shown above are for various pole light and base combinations.

NAVIGATION LIGHTS FOR VESSELS UNDER 20M (65.6 FT.) IN LENGTH

1. Select a Globe Style



Globes come in 3 basic types:

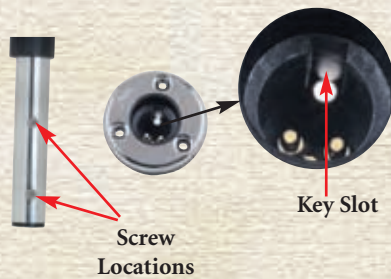
1. White all-round **Full Output** allows for full cockpit illumination. Choose traditional or modern styles.
2. White all-round **Reduced Glare** helps preserve night vision while under way. Choose clear top coastal or inland.
3. **Bi-Color** lights are used on the bow instead of a fixed surface mount light. Choose from models with or without integral white utility light.

2. Select a Rake Angle




Rake is determined by the pole, base and base location angles. Rake is important for all **reduced glare** lights to insure that light output is correct. The most common rake angles are 0°, 5° and 16°. Custom made poles often have non-standard rake angles. Choose from 0°, 5° or fully adjustable versions (Delta and Omega Series).

3. Determine if the Key Slot Screw Position is Important



Most manufacturers insert screws into an upper or lower location on the pole to position the light and hold it properly oriented in the base. The location of this screw varies by manufacturer and model. Determine the key slot screw position needed for the base in your boat or the base you select and match it to the pole you select. All Perko plug in bases accept the upper screw position and all Perko lights have an upper screw. Perko Alpha, Delta and Omega Series replacement lights offer the option to locate the screw in either place.

4. Determine the Pole Length



Navigation rules state that the center of the bulb filament of white lights must be mounted at least 1 meter (approx 40") above center of the filament of the red/green lights. The "vertical height" of a light is measured from the deck of the boat to the center of the light filament. Most pole lights (all of Perko's) are sold by their "nominal(or approximate) overall length". Three factors affect the difference between

overall length and vertical height. 1) The depth the pole goes into the base is typically less than two inches. 2) The distance from the filament to the top of the light is typically less than an inch. 3) Rake angle can shorten the vertical height by as much as an inch (for bends under 16 degrees). So, as a general rule, the installed "vertical height" will be between 2 and 4 inches less than the nominal length of the pole. Select the shortest light that will insure that the requirements are met after taking this difference into account. Be sure the light is long enough to be seen over any obstructions. If this light is too long to store easily, consider a fold-in-half light for easier storage.

5. Decide on a Collar Type



Some manufacturers use different types of collars to assure that their pole lights are held securely in the base. All Perko lights are shipped with at least one collar (an eccentric collar, a large threaded collar or a small threaded collar). Determine whether a collar is needed for the base in your boat or the base you want to use and match it by collar type to the pole you select. All Perko bases require collars.

6. Determine the Number of Pins



Bi-color lights are available with and without an integral white utility light. Those lights with a utility light require 3 contact pins. Determine if 2 or 3 contact pins are needed for the base in your boat or the base you select and match it to the pole you select.



0201 Style

Used on

- 1400 Alpha Retail Series
- 1401 OEM Series
- 1403 & 1404 OEM Series
- 1611 Telescoping Series
- 1134 & 1137 Series Folding Lights
- OEM Specials

Traditional frosted globe allows for all round visibility even when globe orientation is not horizontally aligned. In addition, this design also provides limited cockpit illumination.



0248 Clear Style

Used on

- 0455 Fixed Mount Series
- 1209 Plug-In Mount Series
- 1311 & 1330 Telescoping Series
- OEM Specials

Globe allows for all round visibility even when globe orientation is not horizontally aligned. In addition, this design also provides limited cockpit illumination.



0238 Style

Inland Series

Used on

- 1440 Retail & OEM Series
- 1441 OEM Series
- 1445 Retail & OEM Series
- 1450 OEM Series
- 1455 OEM Series
- 1622 OEM Series
- OEM Specials

A reduced glare globe preserves night vision while under way. Globe must be horizontal to function properly.



0248 Frosted Style

Used on

- 0466 Retail & OEM Series
- OEM Specials

Globe allows for all round visibility even when globe orientation is not horizontally aligned. In addition, this design also provides limited cockpit illumination.



0239 Style

Coastal Series

Used on

- 1452 OEM Series
- 1456 OEM Series
- 1460 OEM Series
- 1461 OEM Series
- 1465 OEM Series
- 1656 OEM Series
- 1604 Fixed Mount
- 1607 Tower/Arch Mount
- 1634 & 1637 Windshield Mount Series
- OEM Specials

A reduced glare globe preserves night vision while under way. Globe must be horizontal to function properly.



Delta Style

Used on

- 1470 Delta Retail Series
- 1451 Delta Retail Series
- OEM Specials

Features

- Wide 40° Adjustable Head

A reduced glare globe preserves night vision while under way. Adjustability of the globe allows for proper horizontal alignment no matter what base configuration.



L.E.D. Style

Used on

- 1340 Series
- OEM Specials

A reduced glare globe preserves night vision while under way. Globe must be horizontal to function properly.



Omega Style

Used on

- 1343 Omega Retail Series
- 1348 Delta Retail Series
- OEM Specials

Features

- Wide 40° Adjustable Head
- L.E.D. Light

A reduced glare globe preserves night vision while under way. Adjustability of the globe allows for proper horizontal alignment no matter what base configuration.

NAVIGATION LIGHTS FOR VESSELS UNDER 20M (65.6 FT.) IN LENGTH



RETAIL PACKAGED POLE LIGHT INTERCHANGE

100th Year Anniversary Edition - 1907 to 2007



Retail Package Interchange Charts

Delta & Omega Pole Light Conversion

If You Bought		Now Order	
Individual Poles		Delta Series Poles	Omega L.E.D. Series Poles
1441DP()CHR	→	Not Available DP	Not Available DP
1450DP()CHR	→	1451DP()CHR*	or 1348DP()CHR*
1452DP()CHR	→	1451DP()CHR*	or 1348DP()CHR*
1455DP()CHR	→	1451DP()CHR*	or 1348DP()CHR*
1456DP()CHR	→	1451DP()CHR*	or 1348DP()CHR*
1460DP()CHR	→	1470DP()CHR*	or 1343DP()CHR*
1461DP()CHR	→	Not Available DP	Not Available DP
1465DP()CHR	→	1470DP()CHR*	or 1343DP()CHR*
1622DP()CHR	→	1470DP()CHR*	or 1343DP()CHR*
1656DP()CHR	→	1470DP()CHR*	or 1343DP()CHR*

Pole Light & Base Combinations

If You Bought		Now Order	
Combined Pole & Base		Pole Only	Base Only
1211 DP CHR	→	1211DP2CHR	+ 1045300DP
1212 DP CHR	→	1212DP2CHR	+ 10603B0DP
1296 DP CHR	→	1211DP2CHR	+ 10473B0DP
1421 DP CHR	→	1421DP2CHR	+ 1045300DP
1422 DP CHR	→	1422DP2CHR	+ 10603B0DP
1430 DP() CHR*	→	1400DP()CHR*	+ 1060PB0DP
1431 DP() CHR*	→	1445DP()CHR*	+ 1060PB0DP
1612 DP BLK	→	1612DP2BLK	+ 1045P00DP
1614 DP BLK	→	1614DP2BLK	+ 1049P00DPB
1614 DP CHR	→	1614DP2BLK	+ 1049P00DPC
1621 DP() CHR*	→	1470DP()CHR*	+ 1048P00DP
1630 DP() CHR*	→	1400DP()CHR*	+ 1059P00DP
1631 DP() CHR*	→	1400DP()CHR*	+ 1045P00DP
1632 DP() CHR*	→	1440DP()CHR*	+ 1045P00DP
1633 DP() BLK*	→	Not Available DP	
1633 DP() CHR*	→	Not Available DP	
1640 DP() CHR*	→	1400DP()CHR*	+ 1046P00DP
1641 DP() CHR*	→	1445DP()CHR*	+ 1046P00DP
1650 DP() CHR*	→	1440DP()CHR*	+ 1045P00DP
1651 DP() BLK*	→	Not Available DP	
1651 DP() CHR*	→	Not Available DP	
1655 DP() CHR*	→	1470DP()CHR*	+ 1048P00DP
1660 DP() CHR*	→	1400DP()CHR*	+ 1047P00DP

Individual Poles

If You Bought		Now Order	
Individual Pole		Pole Only	
1211 DP 99A	→	1211DP2CHR	
1212 DP 99A	→	1212DP2CHR	
1401 DP() CHR*	→	Not Avail. DP	
1421 DP 99A	→	1421DP2CHR	
1422 DP 99A	→	1422DP2CHR	
1460DP()CHR*	→	1440DP()CHR*	
1465DP()CHR*	→	1445DP()CHR*	
1612 DP 99A	→	1612DP2BLK	
1614 DP 99A	→	1614DP2BLK	
1621 DP() 99A*	→	1470DP()CHR*	
1655 DP() 99A*	→	1470DP()CHR*	

*NOTE: "()" requires a size designation as per the following...


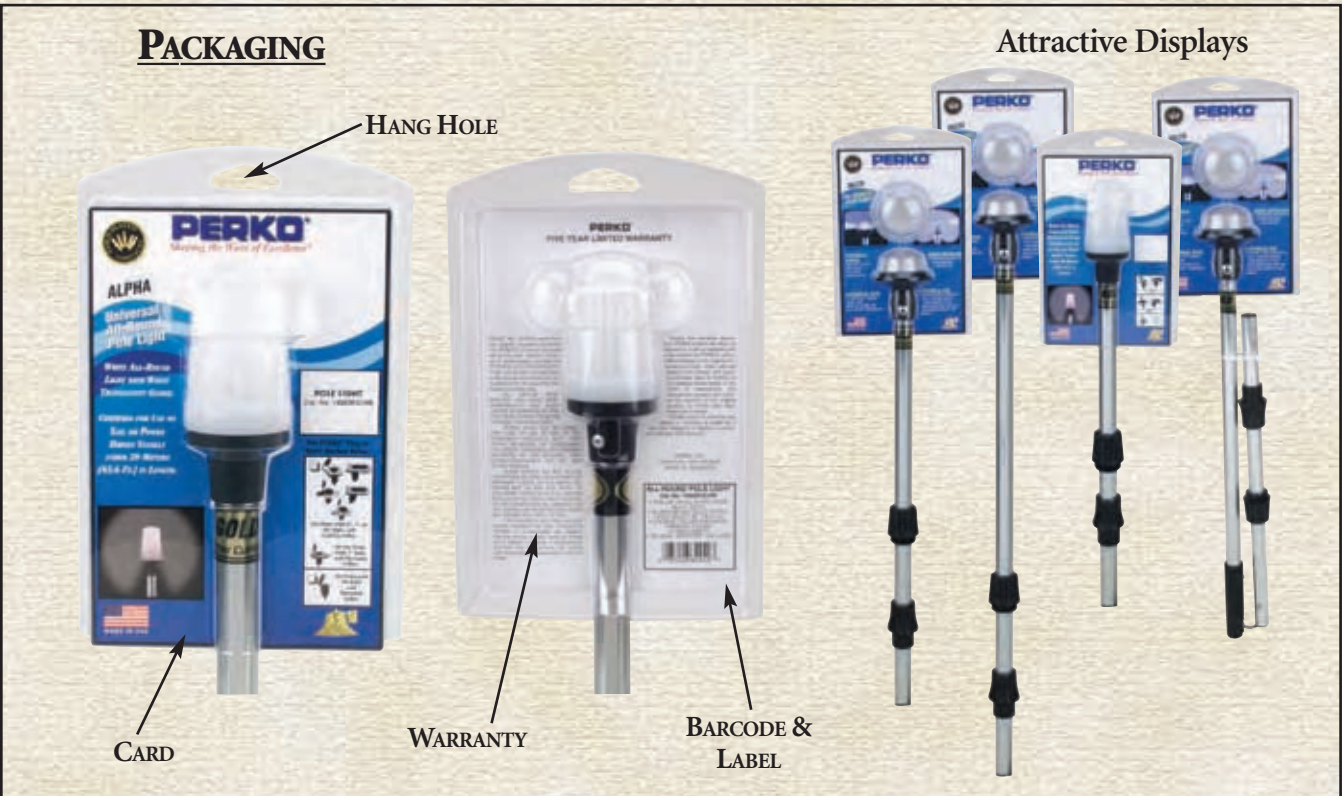
- Use 2 for 24" Poles
- Use 3 for 30" Poles
- Use 4 for 36" Poles
- Use 5 for 42" Poles
- Use 6 for 48" Poles
- Use 7 for 54" Poles
- Use 8 for 60" Poles

e.g. 48" version of 1400DP()CHR is P/N 1400DP6CHR

NAVIGATION LIGHTS FOR VESSELS UNDER 20M (65.6 FT.) IN LENGTH

WHAT MAKES PERKO RETAIL PACKAGED LIGHTS DIFFERENT?

- 1) THEY ARE :
 - PACKAGED FOR RETAIL SALE
 - BARCODED AND CLEARLY LABELED
 - INCLUDE INSTALLATION INSTRUCTIONS
 - CAN BE SHIPPED IN SMALL QUANTITIES
- 2) DEALERS SAVE MONEY AND THEIR CUSTOMERS SAVE TIME
- 3) UNIVERSAL FIT
 - MEANS LESS INVENTORY FOR DEALERS AND DISTRIBUTORS
 - CUSTOMERS CAN IMPULSE BUY SAFELY



NAVIGATION LIGHTS FOR VESSELS UNDER 20M (65.6 FT.) IN LENGTH

DELTA SERIES - UNIVERSAL REPLACEMENT REDUCED GLARE DESIGN

FIGS. 1451 & 1470 - CERTIFIED FOR USE ON POWER DRIVEN VESSELS UNDER 20 METERS (65.6 FT.) IN LENGTH

A reduced glare globe preserves night vision while under way. Adjustability of the globe allows for proper horizontal alignment regardless of base configuration.

CERTIFICATIONS:

- USCG 2nm
- CE



Wide 40°
Adjustability
(± 20°)



DELTA'S COMBINATION OF FEATURES
PUT IT IN A CLASS BY ITSELF
NO OTHER POLE LIGHT SYSTEM OFFERS MORE

- 2 GLOBES - REDUCED GLARE AND FULL OUTPUT
- 2 COLLARS - THREADED AND LOCKING
- 2 SCREW POSITIONS
- WIDE 40° ADJUSTABLE HEAD
- GOLD PLATED CONTACTS

TECH INFO

Pole Rake: 40° Adjustable
Bulb: 12 Volt (Included)
Pole: 3/4" Dia. Anodized

Collar: Locking
Fits Bases:
1045, 1046, 1047, 1059
& 1060 (2 Pin)

Collar: Large Threaded
Fits Base: 1048 (2 Pin)

1470 Straight Pole

1451 Fold in Half Pole

DELTA SERIES ORDERING INFO

Approx. Pole Length Inches	Dealer Pkg. 1 Pc. per Card	Dealer Pkg. Cards per Package	Ship Wt. Carton Lbs. Dealer Pkg.
Straight Pole			
24	1470DP2CHR	10	9.2
36	1470DP4CHR	10	10.5
42	1470DP5CHR	10	10.8
48	1470DP6CHR	5	6.1
54	1470DP7CHR	5	6.6
60	1470DP8CHR	5	6.0
Fold in Half Pole			
48	1451DP6CHR	5	6.8
60	1451DP8CHR	5	7.3

SPARE PARTS ORDERING INFORMATION

Bulbs For Lights on this Page (2 per card): 0338DP2CLR

Clear Lens Assembly: 0239DP0CLR

Black/Clear Lens Assembly: 0239DP0BLK.

Compatible Bases

Bases Sold Separately
For Ordering Info
See Pages 45 to 47



NAVIGATION LIGHTS FOR VESSELS UNDER 20M (65.6 FT.) IN LENGTH

OMEGA SERIES - UNIVERSAL REPLACEMENT REDUCED GLARE DESIGN

FIGS. 1343 & 1348 - CERTIFIED FOR USE ON POWER DRIVEN VESSELS UNDER 20 METERS (65.6 FT.) IN LENGTH

A reduced glare globe preserves night vision while under way. Adjustability of the globe allows for proper horizontal alignment regardless of base configuration.



Wide 40°
Adjustability
(± 20°)



CERTIFICATIONS:

- USCG 2nm
- CE

Gold Plated Contacts



TECH INFO

Pole Rake: 40° Adjustable
L.E.D.: 12 Volt
Pole: 3/4" Dia. Anodized

Collar: Locking
Fits Bases:
1045, 1046, 1047, 1059
& 1060 (2 Pin)

Collar: Large Threaded
Fits Base: 1048 (2 Pin)

1343 Straight Pole
1348 Fold in Half Pole

OMEGA'S L.E.D. LIGHT SOURCE TAKES THE DELTA DESIGN ONE STEP FURTHER

OMEGA OFFERS:

- LONG LIFE
- VIBRATION RESISTANCE
- LOW POWER DRAIN
- IMPROVED CORROSION RESISTANCE
- LOW OPERATING TEMPERATURES
- SEALED FROM THE ENVIRONMENT
- 2 COLLARS - THREADED AND LOCKING
- 2 SCREW POSITIONS
- WIDE 40° ADJUSTABLE HEAD
- GOLD PLATED CONTACTS

OMEGA SERIES ORDERING INFO

Approx. Pole Length Inches <u>Straight Pole</u>	Dealer Pkg. 1 Pc. per Card	Ship Wt. Carton Lbs. Dealer Pkg.
36	1343DP4CHR	2.1
48	1343DP6CHR	2.3
<u>Fold in Half Pole</u>		
48	1348DP6CHR	1.5
60	1348DP8CHR	1.8



FIG. 1343

FIG. 1348
FOLD IN HALF
POLE



Incandescent vs L.E.D.

Incandescent

L.E.D.



0° RAKE

0° RAKE

5° RAKE

5° RAKE

5° RAKE

Bases Sold Separately
For Ordering Info
See Pages 45 to 47

NAVIGATION LIGHTS FOR VESSELS UNDER 20M (65.6 FT.) IN LENGTH

ALPHA SERIES

UNIVERSAL REPLACEMENT WHITE ALL-ROUND LIGHT

FIG. 1400 ALL-ROUND LIGHT - CERTIFIED FOR USE ON SAIL OR POWER DRIVEN VESSELS UNDER 20 METERS (65.6 FT.) IN LENGTH

CERTIFICATIONS:

- USCG 2nm
- CE



Traditional frosted globe allows for all round visibility even when globe orientation is not horizontally aligned. In addition, this design also provides limited cockpit illumination.

CONSTRUCTION:

- REPLACEMENT STOW-A-WAY PLUG-IN TYPE
- BLACK PLASTIC TOP WITH WHITE TRANSLUCENT GLOBE
- SELECTIVE USE OF 2 SCREW HOLES AND/OR COLLAR ALLOW FOR USE IN MULTIPLE APPLICATIONS




FIG. 1400

Note: Fig. 1400 is designed to also fit most other manufacturers' bases.

ALPHA SERIES ORDERING INFO

Pole Length Inches	Dealer Pkg. 1 Pc. per Card 10 Cards per Pkg.	Ship Wt. Carton Lbs. Dealer Pkg.
24	1400DP2CHR	5.5
30	1400DP3CHR	6.4
36	1400DP4CHR	7.0
42	1400DP5CHR	8.5
48	1400DP6CHR	9.0
54	1400DP7CHR	9.4
60	1400DP8CHR	10.0

TECH INFO

Pole Rake: 0°
Bulb: 12 Volt (Included)
Pole: 3/4" Dia. Anodized

1400
Collar: Locking
Fits Bases:
1045, 1046, 1047, 1059
& 1060 (2 Pin)
and
Collar: Large Threaded
Fits Base: 1048 (2 Pin)

SPARE PARTS ORDERING INFORMATION

Bulbs (2 per card): 0337012DP. White Translucent Globe: 0201DP0WHT.

Compatible Bases



**Bases Sold Separately
For Ordering Info
See Pages 45 to 47**

NAVIGATION LIGHTS FOR VESSELS UNDER 20M (65.6 FT.) IN LENGTH

WHAT MAKES PERKO O.E.M BULK PACKAGED LIGHTS DIFFERENT?

- 1) THEY ARE :
 - PACKAGED FOR OEM SALE
 - SHIPPED "READY TO INSTALL"
 - STURDY CARTONS ALLOW FOR EASY IN-PLANT HANDLING
 - BULK VOLUME REDUCES PACKAGING COST

- 2) LIGHTS ARE AVAILABLE IN STANDARD AND SPECIAL VERSIONS:
 - SPECIAL LENGTH POLES
 - SPECIAL CONNECTORS
 - SPECIAL CUSTOM BENDS
 - SPECIAL LENGTH LEADS
 - SPECIAL FINISHES (STAINLESS STEEL & POWDER COATED)

PACKAGING



SPECIAL VERSIONS



NAVIGATION LIGHTS FOR VESSELS UNDER 20M (65.6 FT.) IN LENGTH

REDUCED GLARE DESIGN - COASTAL SERIES

THESE LIGHTS ARE CERTIFIED FOR USE ON POWER DRIVEN VESSELS UNDER 20 METERS (65.6 FT.) IN LENGTH

CERTIFICATIONS:

- USCG 2nm
- CE

CONSTRUCTION:

- STOW-A-WAY PLUG-IN POLE
- CLEAR FLUTED GLOBE WITH FROSTED TOP
- BLACK PLASTIC
- CONTEMPORARY STYLING



Retail (DP) Packaged Versions of Figs. 1460 & 1465 are available Special Order

The Clear Globe allows for improved visibility when in rough water and from above. Advanced globe design reduces glare and helps preserve night vision.

1460/1465 SERIES ORDERING INFO

Fig. No.	Approx. Length Inches	OEM Bulk Pkg. 50 Pcs.	Ship Wt.	
			Carton Lbs.	OEM Bulk Pkg.
FIG. 1460 LOCKING COLLAR 0° RAKE	24	1460002CHR	23.0	
	30	1460003CHR	26.5	
	36	1460004CHR	28.5	
	42	1460005CHR	35.0	
	48	1460006CHR	42.5	
	54	1460007CHR	44.0	
FIG. 1465 LOCKING COLLAR 5° RAKE	24	1465002CHR	23.0	
	30	1465003CHR	26.5	
	36	1465004CHR	28.5	
	42	1465005CHR	35.0	
	48	1465006CHR	37.5	
	54	1465007CHR	40.0	
60	1465008CHR	42.0		

TECH INFO

Collar: Locking Bulb: 12 Volt (Included) Pole: 3/4" Dia. Anodized

1460
Pole Rake: 0°
Fits Bases: 1045 & 1047 (2 Pin)

1465
Pole Rake: 5°
Fits Bases: 1046 & 1060 (2 Pin)

1656 SERIES ORDERING INFO

Fig. No.	Approx. Length Inches	OEM Bulk Pkg. 50 Pcs.	Ship Wt.	
			Carton Lbs.	OEM Bulk Pkg.
FIG. 1656 LARGE THREADED COLLAR 5° RAKE	36	1656004CHR	28.5	
	42	1656005CHR	35.0	
	48	1656006CHR	37.5	
	54	1656007CHR	43.5	
	60	1656008CHR	45.0	

TECH INFO

Collar: Large Threaded Bulb: 12 Volt (Included) Pole: 3/4" Dia. Anodized Pole Rake: 5°

Fits Base: 1048 (2Pin)

1461 SERIES ORDERING INFO

Fig. No.	Approx. Length Inches	OEM Bulk Pkg. 50 Pcs.	Ship Wt.	
			Carton Lbs.	OEM Bulk Pkg.
FIG. 1461 SMALL THREADED COLLAR 0° RAKE	36	1461004CHR	28.5	
	42	1461005CHR	35.0	
	48	1461006CHR	37.5	
	54	1461007CHR	40.0	
	60	1461008CHR	42.0	

TECH INFO

Collar: Small Threaded Bulb: 12 Volt (Included) Pole: 3/4" Dia. Anodized Pole Rake: 0°

Fits Base: 1049 (2 Pin)

1452/1456 SERIES ORDERING INFO

Fig. No.	Approx. Length Inches	OEM Bulk Pkg. 50 Pcs.	Ship Wt.	
			Carton Lbs.	OEM Bulk Pkg.
FIG. 1452 LOCKING COLLAR 0° RAKE	54	1452007CHR	50.7	
	60	1452008CHR	50.7	
	Fold in Half Poles			
FIG. 1456 LOCKING COLLAR 5° RAKE	54	1456007CHR	53.0	
	60	1456008CHR	53.0	

TECH INFO

Collar: Locking Bulb: 12 Volt (Included) Pole: 3/4" Dia. Anodized

1452
Pole Rake: 0°
Fits Bases: 1045 & 1047 (2 Pin)

1456
Pole Rake: 5°
Fits Bases: 1046 & 1060 (2 Pin)

SPARE PARTS ORDERING INFORMATION

Bulbs For Lights on this Page (2 per card): 0338DP2CLR. Lens Assembly: 0239DP0BLK.

Compatible Bases

Bases Sold Separately For Ordering Info See Pages 45 to 47



NAVIGATION LIGHTS FOR VESSELS UNDER 20M (65.6 FT.) IN LENGTH



O.E.M. BULK PACKAGED WHITE ALL-ROUND POLE LIGHTS

100th Year Anniversary Edition - 1907 to 2007



REDUCED GLARE DESIGN - INLAND SERIES

THESE LIGHTS ARE CERTIFIED FOR USE ON POWER DRIVEN VESSELS UNDER 20 METERS (65.6 FT.) IN LENGTH

The original "Reduced Glare" light, this design helps preserve night vision. In addition, since the amount of light wasted outside of the visibility zone is greatly reduced, this light does not attract as many bugs.

CERTIFICATIONS:

- USCG 2nm
- CE

CONSTRUCTION:

- STOW-A-WAY PLUG-IN POLE
- CLEAR FLUTED GLOBE
- BLACK PLASTIC TOP
- CONTEMPORARY STYLING

1440/1445 SERIES ORDERING INFO			
	Approx. Length Inches	OEM Bulk Pkg. 50 Pcs.	Ship Wt. Carton Lbs. OEM Bulk Pkg.
FIG. 1440 LOCKING COLLAR 0° RAKE	24	1440002CHR	24.1
	30	1440003CHR	26.5
	36	1440004CHR	29.0
	42	1440005CHR	31.4
	48	1440006CHR	32.0
	54	1440007CHR	34.3
FIG. 1445 LOCKING COLLAR 5° RAKE	24	1445002CHR	23.0
	30	1445003CHR	26.5
	36	1445004CHR	33.4
	42	1445005CHR	35.0
	48	1445006CHR	37.5
	54	1445007CHR	40.0
60	1445008CHR	42.0	

TECH INFO	
Collar: Locking	Bulb: 12 Volt (Included)
Pole: 3/4" Dia. Anodized	
1440	
Pole Rake: 0°	
Fits Bases: 1045 & 1047 (2 Pin)	
1445	
Pole Rake: 5°	
Fits Bases: 1046 & 1060 (2 Pin)	

1622 SERIES ORDERING INFO			
	Approx. Length Inches	OEM Bulk Pkg. 50 Pcs.	Ship Wt. Carton Lbs. OEM Bulk Pkg.
FIG. 1622 LARGE THREADED COLLAR 5° RAKE	36	1622004CHR	30.2
	42	1622005CHR	30.7
	48	1622006CHR	34.0
	54	1622007CHR	34.5
	60	1622008CHR	37.3

TECH INFO	
Collar: Large Threaded	Bulb: 12 Volt (Included)
Pole: 3/4" Dia. Anodized	
Pole Rake: 5°	
Fits Base: 1048 (2 Pin)	

1441 SERIES ORDERING INFO			
	Approx. Length Inches	OEM Bulk Pkg. 50 Pcs.	Ship Wt. Carton Lbs. OEM Bulk Pkg.
FIG. 1441 SMALL THREADED COLLAR 0° RAKE	36	1441004CHR	28.5
	42	1441005CHR	35.0
	48	1441006CHR	37.5
	54	1441007CHR	40.0
	60	1441008CHR	42.0

TECH INFO	
Collar: Small Threaded	Bulb: 12 Volt (Included)
Pole: 3/4" Dia. Anodized	
Pole Rake: 0°	
Fits Base: 1049 (2 Pin)	

1450/1455 SERIES ORDERING INFO			
Fold in Half Poles			
	Approx. Length Inches	OEM Bulk Pkg. 50 Pcs.	Ship Wt. Carton Lbs. OEM Bulk Pkg.
FIG. 1450 LOCKING COLLAR 0° RAKE	54	1450007CHR	40.9
	60	1450008CHR	40.9
FIG. 1455 LOCKING COLLAR 5° RAKE	54	1455007CHR	57.8
	60	1455008CHR	57.8

TECH INFO	
Collar: Locking	Bulb: 12 Volt (Included)
Pole: 3/4" Dia. Anodized	
1450	
Pole Rake: 0°	
Fits Bases: 1045 & 1047 (2 Pin)	
1455	
Pole Rake: 5°	
Fits Bases: 1046 & 1060 (2 Pin)	



Retail (DP) Packaged Versions of Figs. 1440 & 1445 are available Special Order

SPARE PARTS ORDERING INFORMATION

Bulbs For Lights on this Page (2 per card): 0338DP2CLR. Lens Assembly: 0238DP0BLK.

Compatible Bases



Bases Sold Separately For Ordering Info See Pages 45 to 47

NAVIGATION LIGHTS FOR VESSELS UNDER 20M (65.6 FT.) IN LENGTH

FIGS. 1401, 1403 & 1404 SERIES WHITE ALL ROUND LIGHTS

CERTIFIED FOR USE ON SAIL OR POWER DRIVEN VESSELS UNDER 20 METERS (65.6 FT.) IN LENGTH

CERTIFICATIONS:

- USCG 2nm
- CE

Traditional frosted globe allows for all round visibility even when globe orientation is not horizontally aligned. In addition, this design also provides limited cockpit illumination.

CAMO

FINISH AVAILABLE
See Page 242



Gold Plated Contacts



CONSTRUCTION

- REPLACEMENT STOW-A-WAY PLUG-IN TYPE
- BLACK PLASTIC TOP WITH WHITE TRANSLUCENT GLOBE

1401, 1403 & 1404 SERIES ORDERING INFO

Pole Length Inches	OEM Bulk Pkg. 50 Pcs.	Ship Wt.	
		Carton Lbs.	OEM Bulk Pkg.
24	1401002CHR	26.2	
30	1401003CHR	33.5	
36	1401004CHR	39.7	
42	1401005CHR	41.5	
48	1401006CHR	43.8	
54	1401007CHR	45.1	
60	1401008CHR	48.7	
FIG. 1401 SMALL THREAD COLLAR			
24	1403002CHR	26.2	
30	1403003CHR	33.5	
36	1403004CHR	39.7	
42	1403005CHR	41.5	
48	1403006CHR	43.8	
54	1403007CHR	45.1	
60	1403008CHR	48.7	
FIG. 1403 LARGE THREAD COLLAR			
24	1404002CHR	26.2	
30	1404003CHR	33.5	
36	1404004CHR	39.7	
42	1404005CHR	41.5	
48	1404006CHR	43.8	
54	1404007CHR	45.1	
60	1404008CHR	48.7	
FIG. 1404 LOCKING COLLAR			

TECH INFO

Pole Rake: 0°
Bulb: 12 Volt (Included)
Pole: 3/4" Dia. Anodized

1401 (1 Screw Hole)
Collar: Small Threaded
Fits Base: 1049 (2 Pin)

1403 (2 Screw Holes)
Collar: Large Threaded
Fits Base: 1048 (2 Pin)

1404 (2 Screw Holes)
Collar: Locking
Fits Bases: 1045, 1046,
1047, 1059 & 1060
(2 Pin)

SPARE PARTS ORDERING INFORMATION

Bulbs (2 per card): 0337012DP. White Translucent Globe: 0201DP0WHT.

Compatible Bases



**Bases Sold Separately
For Ordering Info
See Pages 45 to 47**

NAVIGATION LIGHTS FOR VESSELS UNDER 20M (65.6 FT.) IN LENGTH



LOCKING COLLAR POLE LIGHT MOUNTING BASES

100th Year Anniversary Edition - 1907 to 2007



FIG. 1045 (2 PIN) - PLUG-IN TYPE BASE

FIG. 1045 (3 PIN) - PLUG-IN TYPE BASE

CONSTRUCTION:

- CHROME PLATED BRASS OR STAINLESS STEEL
- BLACK PLASTIC
- WATERPROOF SNAP-ON COVER
- PIGTAIL LEADS

FIG. 1045 (2 PIN)

FITS FIGS. 1343, 1348, 1400, 1440, 1450, 1451, 1452,
1460, 1470 SERIES ALL-ROUND POLE LIGHTS
AND 1612 SERIES BI-COLOR POLE LIGHTS

FIG. 1045 (3 PIN)

FITS FIGS. 1211 & 1421 SERIES BI-COLOR POLE LIGHTS

LOCKING COLLAR IS INCLUDED WITH DEALER PACKAGE TO ALLOW
INTERCHANGEABILITY WITH DISCONTINUED STYLE BASES



FIG. 1045 (2 PIN)
AND
FIG. 1045 (3 PIN)
0° RAKE



ORDERING & TECH INFO							
Finish	Number of Pins	Base Dimensions Inches	Tube Angle Degrees	Dealer Pkg. 5 Cards 1 Pc. per Card	OEM Bulk Pkg. 50 Pcs.	Screw Size	Ship Wt. Carton Lbs. DP/OEM Bulk
Chrome Brass	2	2-1/4 O.D.	0	1045P00DP	1045P00CHR	8	1.7/8.9
Chrome Brass	3	2-1/4 O.D.	0	1045300DP	1045300CHR	8	1.7/9.4
Stainless Steel	2	2-1/4 O.D.	0	1045P0SDP	1045P00STS	8	1.7/8.9
Stainless Steel	3	2-1/4 O.D.	0	104530SDP	1045300STS	8	1.7/9.4

FIG. 1046 (2 PIN) - PLUG-IN TYPE BASE

FIG. 1047 (2 PIN) - PLUG-IN TYPE BASE

FIG. 1047 (3 PIN) - PLUG-IN TYPE BASE

CONSTRUCTION:

- CHROME PLATED BRASS OR STAINLESS STEEL
- BLACK PLASTIC
- WATER RESISTANT SLIDE COVER
- PIGTAIL LEADS

FIG. 1046 (2 PIN)

FITS FIGS. 1343, 1348, 1400, 1445, 1451, 1455, 1456, 1465,
AND 1470 SERIES ALL-ROUND POLE LIGHTS

FIG. 1047 (2 PIN)

FITS FIGS. 1343, 1348, 1400, 1440, 1450, 1451, 1452, 1460,
AND 1470 SERIES ALL-ROUND POLE LIGHTS

FIG. 1047 (3 PIN)

FITS FIGS. 1211 & 1421 SERIES BI-COLOR POLE LIGHTS



FIG. 1046
5° RAKE



FIG. 1047 (2 PIN)
FIG. 1047 (3 PIN)
0° RAKE

ORDERING & TECH INFO							
Finish	Number of Pins	Base Dimensions Inches	Tube Angle Degrees	Dealer Pkg. 5 Cards 1 Pc. per Card	OEM Bulk Pkg. 50 Pcs.	Screw Size	Ship Wt. Carton Lbs. DP/OEM Bulk
Chrome Brass	2	3-1/2 x 1-1/2	5	1046P00DP	1046P00CHR	8	1.7/11.9
Stainless Steel	2	3-1/2 x 1-1/2	5	1046P0SDP	1046P00STS	8	1.7/11.9
Chrome Brass	2	3-1/2 x 1-1/2	0	1047P00DP	1047P00CHR	8	1.7/11.9
Stainless Steel	2	3-1/2 x 1-1/2	0	1047P0SDP	1047P00STS	8	1.7/11.9
Chrome Brass	3	3-1/2 x 1-1/2	0	10473B0DP	10473B0CHR	8	1.7/11.9
Stainless Steel	3	3-1/2 x 1-1/2	0	10473B0SDP	10473B0STS	8	1.7/11.9

NAVIGATION LIGHTS FOR VESSELS UNDER 20M (65.6 FT.) IN LENGTH

Gold Plated Contacts



FIG. 1059
16° RAKE

FIG. 1059 (2 PIN) - PLUG-IN TYPE BASE

CONSTRUCTION:

- BLACK PLASTIC AND CHROME PLATED ZINC ALLOY
- WATERPROOF SNAP-ON COVER
- PIGTAIL LEADS

FIG. 1059 (2 PIN)

FITS FIGS. 1330, 1343, 1348, 1400, 1451 AND 1470 SERIES ALL-ROUND POLE LIGHTS

LOCKING COLLAR IS INCLUDED WITH DEALER PACKAGE TO ALLOW INTERCHANGEABILITY WITH DISCONTINUED STYLE BASES

ORDERING & TECH INFO

Number of Pins	Base Dimensions Inches	Tube Angle Degrees	Dealer Pkg. 5 Cards 1 Pc. per Card	OEM Bulk Pkg. 50 Pcs.	Screw Size	Ship Wt. Carton Lbs. DP/OEM Bulk
2	3-3/4 x 1-5/8	16	1059P00DP	1059P00CHR	8	2.7/21.0

Gold Plated Contacts



FIG. 1060 (2 PIN)
FIG. 1060 (3 PIN)
5° RAKE

FIG. 1060 (2 PIN) - PLUG-IN TYPE BASE

FIG. 1060 (3 PIN) - PLUG-IN TYPE BASE

CONSTRUCTION:

- BLACK PLASTIC AND CHROME PLATED ZINC ALLOY
- BLACK PLASTIC INSERT
- WATERPROOF SNAP-ON COVER
- PIGTAIL LEADS

FIG. 1060 (2 PIN)

FITS FIGS. 1343, 1348, 1400, 1445, 1451, 1455, 1456, 1465 AND 1470 SERIES ALL-ROUND POLE LIGHTS

FIG. 1060 (3 PIN)

FITS FIGS. 1212 & 1422 SERIES BI-COLOR POLE LIGHTS

LOCKING COLLAR IS INCLUDED WITH DEALER PACKAGE TO ALLOW INTERCHANGEABILITY WITH DISCONTINUED STYLE BASES

ORDERING & TECH INFO

Number of Pins	Base Dimensions Inches	Tube Angle Degrees	Dealer Pkg. 5 Cards 1 Pc. per Card	OEM Bulk Pkg. 50 Pcs.	Screw Size	Ship Wt. Carton Lbs. DP/OEM Bulk
2	3-3/4 x 1-3/4	5	1060PB0DP	1060PB0CHR	8	2.2/17.5
3	3-3/4 x 1-3/4	5	10603B0DP	10603B0CHR	8	2.2/17.5

FIG. 1048 (2 PIN) - PLUG-IN TYPE BASE

Gold Plated Contacts

CONSTRUCTION:

- CHROME PLATED BRASS OR STAINLESS STEEL
- BLACK PLASTIC
- WATERPROOF SNAP-ON COVER
- PIGTAIL LEADS

FIG. 1048 (2 PIN)

FITS FIGS. 1343, 1348, 1451, 1470, 1622 AND 1656 SERIES ALL-ROUND POLE LIGHTS.



FIG. 1048
5° RAKE

ORDERING & TECH INFO

Finish	Number of Pins	Base Dimensions Inches	Tube Angle Degrees	Dealer Pkg. 5 Cards 1 Pc. per Card	OEM Bulk Pkg. 50 Pcs.	Screw Size	Ship Wt. Carton Lbs. DP/OEM Bulk
Chrome Brass	2	3-1/2 x 2	5	1048P00DP	1048P00CHR	8	1.3/9.3
Stainless Steel	2	3-1/2 x 2	5	1048P0SDP	1048P00STS	8	1.3/9.3

FIG. 1049 (2 PIN) - MINI MOUNT PLUG-IN TYPE BASE

FIG. 1049 (3 PIN) - MINI MOUNT PLUG-IN TYPE BASE

FIG. 1049
0° RAKE

Gold Plated Contacts

CONSTRUCTION:

- PLAIN BLACK CAP OR CHROME PLATED BRASS INSERT AND WATERPROOF SNAP-ON COVER
- BLACK PLASTIC BASE
- PIGTAIL LEADS

CHROME CAP



BLACK CAP



FIG. 1049 (2 PIN)

FITS FIGS. 1401, 1441 AND 1461 SERIES ALL-ROUND POLE LIGHTS AND 1614 SERIES BI-COLOR POLE LIGHTS.

ORDERING & TECH INFO

Cap Type	Number of Pins	O.D. Base Dimensions Inches	Tube Angle Degrees	Dealer Pkg. 5 Cards 1 Pc. per Card	OEM Bulk Pkg. 50 Pcs.	Ship Wt. Carton Lbs. DP/OEM Bulk
Black	2	1-15/16	0	1049P00DPB	1049P00BLK	1.2/7.1
Black	3	1-15/16	0	10493B0DPB	10493B0BLK	1.3/7.2
Chrome Insert	2	1-15/16	0	1049P00DPC	1049P00CHR	1.4/9.8
Chrome Insert	3	1-15/16	0	10493B0DPC	10493B0CHR	1.4/9.8



Mini-Mount Base Shown with tool for easy installation

NOTE: REQUIRES ACCESS FROM UNDERNEATH FOR INSTALLATION AND SERVICE

SPARE PARTS ORDERING INFORMATION

Plain Black Cap for Base: 1049DPB99A
Plain Black Cap with Chrome Brass Insert for Base: 1049DPC99A Installation Tool: 1049ITL99A

NAVIGATION LIGHTS FOR VESSELS UNDER 20M (65.6 FT.) IN LENGTH

FIG. 0030DP0001 - REPLACEMENT GLOBE SET

CONSTRUCTION:

- PLASTIC

THE GLOBE SET IS DESIGNED TO ALLOW THE BOAT OPERATOR MULTIPLE ILLUMINATION OPTIONS DEPENDING ON THE NIGHTTIME REQUIREMENTS

THE GLOBE SET CONTAINS 3 GLOBES



REDUCED GLARE



REDUCED GLARE
w/TOP LIGHT



FULL OUTPUT



GLOBE SET

ORDERING & TECH INFO

Description	Dealer Pkg. - 5 Cards 1 Set per Card	Ship Wt. Carton Lbs. Dealer Pkg.
3 Globe Set	0030DP0001	1.5

FIG. 0030DP0002 - REPLACEMENT COLLAR SET

CONSTRUCTION:

- PLASTIC

THE COLLAR SET IS DESIGNED TO PROVIDE COLLARS TO FIT ALL OF PERKO'S PLUG-IN POLE LIGHTS

THE COLLAR SET CONTAINS 4 COLLARS
1 EACH LOCKING, LARGE THREADED,
SMALL THREADED AND SCREW ON COLLARS.



4 COLLAR SET



ORDERING & TECH INFO

Description	Dealer Pkg. - 5 Cards 1 Set per Card	Ship Wt. Carton Lbs. Dealer Pkg.
4 Collar Set	0030DP0002	1.2

FIG. 0477




FIG. 0477 - POLE STORAGE CLIPS

CONSTRUCTION:

- SOFT BLACK PLASTIC, U.V. STABILIZED
- FITS 3/4 INCH DIAMETER TUBING

CAMO
VERSION AVAILABLE
See Page 242



ORDERING & TECH INFO

Dimensions Inches	Dealer Pkg. 10 Cards 1 Pair per Card	OEM Bulk Pkg. 50 Pair	Screw Size	Ship Wt. Carton Lbs. DP/OEM Bulk
3/4 x 2-1/4 x 1-5/8	0477DP0BLK	0477000BLK	10 P.H.	1.5/4.3



FIG. 1192

FIG. 1192 - GLARE SHIELD

CONSTRUCTION:

- BLACK PLASTIC
- FOR 3/4 INCH O.D. TUBING
- CAN BE INSTALLED WITHOUT REMOVING LIGHT

ORDERING & TECH INFO

Dimensions Inches	Dealer Pkg. - 5 Cards 1 Pc. per Card	OEM Bulk Pkg. 25 Pcs.	Ship Wt. Carton Lbs. DP/OEM Bulk
6 x 4-5/16	1192DP0BLK	1192000BLK	1.5/3.7



WHITE ALL-ROUND POLE LIGHT & BASE COMBINATIONS

100th Year Anniversary Edition - 1907 to 2007



THE LIGHTS ON THIS PAGE ARE CERTIFIED FOR USE ON POWER DRIVEN VESSELS UNDER 20 METERS (65.6 FT.) IN LENGTH

CERTIFICATIONS:
• USCG 2nm
• CE

FIG. 1209 - STOW-A-WAY PLUG-IN TYPE POLE

- CLEAR FRESNEL GLOBE
- CHROME PLATED BRASS TOP AND BASE
- SCREW ON PLASTIC COLLAR
- WATERPROOF CAP AND RETAINER
- MOUNTING BASE INCLUDED

FIG. 1311 - TELESCOPING TYPE POLE

- CLEAR FRESNEL GLOBE
- BLACK PLASTIC TOP, CHROME PLATED ZINC ALLOY BASE
- LOCKING COLLAR ON POLE
- MOUNTING BASE INCLUDED

FIG. 1330 - STOW-A-WAY PLUG-IN TYPE POLE

- CLEAR FRESNEL GLOBE
- BLACK PLASTIC TOP, CHROME PLATED ZINC ALLOY BASE
- LOCKING COLLAR ON POLE
- WATER PROOF COVER FOR BASE
- MOUNTING BASE INCLUDED

FIG. 1611- TELESCOPING TYPE POLE

- WHITE TRANSLUCENT GLOBE WITH BLACK PLASTIC TOP
- CHROME PLATED ZINC ALLOY BASE
- LOCKING COLLAR ON POLE
- MOUNTING BASE INCLUDED

FIG. 1209
16° RAKE




FIG. 1311
16° RAKE



FIG. 1330
16° RAKE



FIG. 1611
16° RAKE



NAVIGATION LIGHTS FOR VESSELS UNDER 20M (65.6 FT.) IN LENGTH

ORDERING INFO			
Vertical Height Inches	Dealer Pkg. 5 Cards 1 Pc. per Card	OEM Bulk Pkg. 50 Pcs.	Ship Wt. Carton Lbs. DP/OEM Bulk
Fig. 1209			
21-7/8	1209DP2CHR	1209002CHR	6.6/41.1
28-1/2	1209DP3CHR	1209003CHR	7.3/44.4
34-1/8	1209DP4CHR	1209004CHR	8.0/43.0
Fig. 1311			
20-1/8	1311DP2CHR	1311002CHR	5.5/28.7
26-5/8	1311DP3CHR	1311003CHR	6.2/29.4
32-3/8	1311DP4CHR	1311004CHR	6.4/29.4
Fig. 1330			
20-11/16	1330DP2CHR	1330002CHR	5.6/28.2
27-1/4	1330DP3CHR	1330003CHR	6.4/29.4
33	1330DP4CHR	1330004CHR	6.6/30.4
Fig. 1611			
20-1/4	1611DP2CHR	1611002CHR	5.1/27.3
26-1/2	1611DP3CHR	1611003CHR	6.1/32.9
32-3/8	1611DP4CHR	1611004CHR	6.3/34.0

TECH INFO
Bulb: 12 Volt (Included) Pole: 3/4" Dia. Anodized Screw Size: #8
Base Dimensions: 1209: 3-3/8" x 2-1/4" 1311: 3-3/4" x 1-5/8" 1330: 3-3/4" x 1-5/8" 1611: 3-3/4" x 1-5/8"

SPARE PARTS ORDERING INFORMATION

- Fig. 1209 Bulb Socket: 0024DP2.
- Fig. 1209 Cap for Base: 0125DP0BLK.
- Globe for Figs. 1209, 1311, & 1330: 0248DP0CLR.
- Globe for Fig 1611: 0201DP0WHT.
- Bulbs for Figs. 1209, 1311, & 1330, (2 per card): 0337011DP.
- Bulbs For Fig. 1611 (2 per card): 0337012DP.
- Replacement Base for Fig. 1330 See Page 46.
- Replacement Bases See Page 69.

- Fig. 1209: Replacement Pole Size No. 2: 1209DP299A.
- Fig. 1209: Replacement Pole Size No. 3: 1209DP399A.
- Fig. 1209: Replacement Pole Size No. 4: 1209DP499A.
- Fig. 1330: Replacement Pole Size No. 2: 1330DP299A
- Fig. 1330: Replacement Pole Size No. 3: 1330DP399A.
- Fig. 1330: Replacement Pole Size No. 4: 1330DP499A.

FIXED MOUNT WHITE ALL-ROUND LIGHTS

100th Year Anniversary Edition - 1907 to 2007

FIG. 1340 L.E.D. WHITE ALL-ROUND LIGHT - CERTIFIED FOR USE ON POWER DRIVEN VESSELS UNDER 20 METERS (65.6 FT.) IN LENGTH

CERTIFICATIONS:

- USCG 2nm
- CE



FIG. 1340

CONSTRUCTION:

- "REDUCED GLARE" DESIGN
- WHITE PLASTIC TOP WITH CLEAR FLUTED LENS & FROSTED GLOBE
- FIXED MOUNT WHITE PLASTIC BASE

L.E.D. FEATURES

- USES LESS THAN HALF THE ENERGY DRAW OF STANDARD LIGHTS
- LOW HEAT
- LONG LIFE



ORDERING INFO

Vertical Height Inches	Dealer Pkg. 1 Pc. per Card	OEM Bulk Pkg. 1 Pcs.	Ship Wt. Carton Lbs. DP/OEM Bulk
7-1/8	1340DP1WHT	1340001WHT	0.6/0.6

TECH INFO

Bulb: 12 Volt L.E.D.
Pole: 3/4" Dia. Anodized
Screw Size: #8

Base Dimensions:
1" x 2-5/8"

CERTIFICATIONS:

- USCG 2nm
- CE

FIG. 1604 WHITE ALL-ROUND LIGHTS - CERTIFIED FOR USE ON POWER DRIVEN VESSELS UNDER 20 METERS (65.6 FT.) IN LENGTH



FIG. 1604 #0

FIG. 1604 #1



CONSTRUCTION:

"REDUCED GLARE" DESIGN

- BLACK PLASTIC TOP WITH CLEAR FLUTED LENS & FROSTED GLOBE
- FIXED MOUNT BLACK PLASTIC BASE

ORDERING INFO

Vertical Height Inches	Dealer Pkg. 5 Cards 1 Pc. per Card	Ship Wt. OEM Bulk Pkg. 50 Pcs.	Carton Lbs. DP/OEM Bulk
7-1/8	1604DP0CHR	1604000CHR	2.2/12.5
2-5/8	1604DP1CHR	1604001CHR	1.3/7.0

TECH INFO

Bulb: 12 Volt (Included)
Pole: 3/4" Dia. Anodized
Screw Size: #8

Base Dimensions:
1" x 2-5/8"

SPARE PARTS ORDERING INFORMATION

Bulbs (2 per card): 0338DP2CLR.
Lens Assembly: 0239DP0BLK.

NAVIGATION LIGHTS FOR VESSELS UNDER 20M (65.6 FT.) IN LENGTH



FIXED MOUNT WHITE ALL-ROUND LIGHTS

100th Year Anniversary Edition - 1907 to 2007



FIGS. 0120/0170 SWB & 1301 - CERTIFIED FOR USE ON SAIL OR POWER DRIVEN VESSELS UNDER 20 METERS (65.6 FT.) IN LENGTH

CONSTRUCTION:

- WHITE TRANSLUCENT GLOBE AND BLACK PLASTIC TOP
- FIXED MOUNT BLACK PLASTIC BASE

CERTIFICATIONS:

- USCG 2nm
- CE

Fig. 1301



FIGS. 0120SWB & 0170SWB

ORDERING INFO

Voltage	Vertical Height Inches	Dealer Pkg. 5 Cards 1 Pc. per Card	OEM Bulk Pkg. 50 Pcs.	Ship Wt. Carton Lbs. DP/OEM Bulk
12	3-7/8	0120SWBDP1	0120SWB12V	1.7/10.0
24	3-7/8	0170SWBDP2	0170SWB24V	1.9/10.0
12	7-1/8	1301DP0CHR	1301000CHR	2.2/11.6

TECH INFO

Base Dimensions:
1" x 2-5/8"
Screw Size: #8

0120SWB & 1301
Bulb: 12 Volt (Included)

0170SWB
Bulb: 24 Volt (Included)

1301
Pole: 3/4" Dia. Anodized

SPARE PARTS ORDERING INFORMATION

12 Volt Bulbs For Figs. 0120SWB & 1301 (2 per card): 0337012DP.
Globe: 0201DP0WHT.
24 Volt Bulb For Fig. 0170SWB, (1 per card): 0337014DP.

FIG. 0455 WHITE ALL-ROUND LIGHT - CERTIFIED FOR USE ON POWER DRIVEN VESSELS UNDER 20 METERS (65.6 FT.) IN LENGTH

FIG. 0466 WHITE ALL-ROUND LIGHT - CERTIFIED FOR USE ON SAIL OR POWER DRIVEN VESSELS UNDER 20 METERS (65.6 FT.) IN LENGTH



CONSTRUCTION:

- FIG. 0455 CLEAR FRESNEL GLOBE
- FIG. 0466 FROSTED FRESNEL GLOBE
- BLACK PLASTIC BASE
- FIXED MOUNT

CERTIFICATIONS:

- USCG 2nm
- CE

FIG. 0466 #2



FIG. 0455 #1

ORDERING INFO

Vertical Height Inches	Dealer Pkg. - 5 Cards 1 Pc. per Card	OEM Bulk Pkg. 50 Pcs.	Ship Wt. Carton Lbs. DP/OEM Bulk
4-1/2	0455DP1CHR	0455001CHR	2.4/16.9
11-7/8	0455DP2CHR	0455002CHR	3.0/18.2
4-1/2	0466DP1CHR	0466001CHR	2.3/12.8
11-7/8	0466DP2CHR	0466002CHR	2.8/17.8

TECH INFO

Bulb: 12 Volt (Included)
Size #2 Pole:
3/4" Dia. Anodized

O.D. Base: 2-1/8"
Screw Size: #8

SPARE PARTS ORDERING INFORMATION

Bulbs (2 per card): 0337011DP. Fig. 0455 Globe: 0248DP0CLR.
Fig. 0466 Globe: 0248000FRD.

FIGS. 0362 & 0371 - CERTIFIED FOR USE ON SAIL OR POWER DRIVEN VESSELS UNDER 20 METERS (65.6 FT.) IN LENGTH

CONSTRUCTION:

- FROSTED GLOBE, CAST BRONZE
- PLAIN OR CHROME PLATED
- DOUBLE CONTACT SOCKET
- 12 VOLT BULB INCLUDED

CERTIFICATIONS:

- USCG 2nm
- CE

ORDERING & TECH INFO

Vertical Height Inches	O.D. Base Inches	Plain Bronze Dealer Pkg. 5 Cards 1 Pc. per Card	Chrome Plated Bronze Dealer Pkg. 5 Cards 1 Pc. per Card	Screw Size	Tapped Pipe Size Inches	Ship Wt. Carton Lbs. Dealer Pkg.
1-1/2	----	0362DP0PLB	0362DP0CHR	----	1/2	3.0
1-1/2	2-1/2	0371DP0PLB	0371DP0CHR	8 F.H.	----	2.5

SPARE PARTS ORDERING INFORMATION

Bulbs (2 per card): 0337011DP. Globe: 0248000FRD.
Socket: 0024DP1.



FIG. 0371

FIG. 0362

NAVIGATION LIGHTS FOR VESSELS UNDER 20M (65.6 FT.) IN LENGTH

CERTIFICATIONS:

- USCG 2nm
- CE

FIGS. 1134, 1137, 1138, 1634, 1637 & 1638

**FOLD DOWN WHITE ALL-ROUND LIGHTS
CERTIFIED FOR USE ON SAIL OR POWER DRIVEN VESSELS
UNDER 20 METERS (65.6 FT.) IN LENGTH**

FOR USE ON WINDSHIELDS, T-TOPS, RAILS, ARCHES AND HARD TOPS

CONSTRUCTION:

- PLASTIC ADAPTERS AVAILABLE FOR FLAT OR "V" TYPE MOUNTS, CONTAINS NOTCH FOR THROUGH-BASE WIRING
- FOLD-DOWN, ADJUSTABLE ANGLE

NAVIGATION LIGHTS FOR VESSELS UNDER 20M (65.6 FT.) IN LENGTH



**FIG. 1134
HORIZ. MOUNT**



**FIG. 1137
VERT. MOUNT**



**FIG. 1138
VERT. MOUNT**



**FIGS.
1138 & 1638
FOR USE ON
SQUARE RAILS
OR FLAT
MOUNTING
SURFACES**



**for Mounting on
Square Rails**

FEATURES FOR NEW

PONTOON BOAT SQUARE RAIL BASE

- CHROME PLATED ZINC ALLOY
- QUICK RELEASE HANDLE
- GRADUATED ADJUSTMENT INCREMENTS

**Choice
of
Base**



**FIG. 1634
HORIZ. MOUNT**



**FIG. 1637
VERT. MOUNT**



**FIG. 1638
VERT. MOUNT**



**Choice
of
Base**

ORDERING INFO

Vertical Height Inches	Dealer Pkg.	OEM Bulk Pkg. 50 Pcs.	Ship Wt. Carton Lbs. DP/OEM Bulk
	5 Cards 1 Pc. per Card		
14	1134DP0CHR	1134000CHR	3.4/22.9
14	1137DP0CHR	1137000CHR	3.3/22.4
14	1138DP0CHR	1138000CHR	4.5/30.5
13-3/8	1634DP0CHR	1634000CHR	3.0/15.9
13-3/8	1637DP0CHR	1637000CHR	3.2/21.3
13-3/8	1638DP0CHR	1638000CHR	4.5/30.5

TECH INFO

Screw Size: #8
Bulb: 12 Volt (Included)
Pole: 3/4" Dia. Anodized

Base Dimensions:

1134/1634: 2" x 1-1/2"
1137/1637: 2-1/4" x 5/8"
1138/1638: 2-1/4" x 5/8"

SPARE PARTS ORDERING INFORMATION

Figs. 1134, 1137 & 1138 Bulbs (2 per card): 0337012DP. Figs. 1134, 1137 & 1138 Globe: 0201DP0WHT.

Figs. 1634, 1637 & 1638 Bulbs (2 per card): 0338DP2CLR.

Figs. 1634, 1637 & 1638 Lens Assembly: 0239DP0BLK.

Old Style Zinc Spare Bracket with Knob and End Plug for Figs. 1134 & 1634: 1052DP0CHR.

Old Style Zinc Spare Bracket with Knob and End Plug for Figs. 1137 & 1637: 1054DP0CHR.

Knob for Old Style Bases: 1144A00BLK

New Style Plastic Spare Bracket with Knob and End Plug for Figs. 1134 & 1634: 1052DPBBLK.

New Style Plastic Spare Bracket with Knob and End Plug for Figs. 1137 & 1637: 1054DPBBLK.

Replacement Bracket for Figs. 1138 & 1638: 1058DP0CHR

FIG. 1607 - TOWER/ARCH MOUNT FOLDING WHITE ALL-ROUND LIGHT
CERTIFIED FOR USE ON POWER DRIVEN VESSELS UNDER 20 METERS (65.6 FT.) IN LENGTH

CONSTRUCTION:

- REDUCED GLARE DESIGN
- BLACK PLASTIC TOP WITH CLEAR FLUTED LENS & FROSTED GLOBE
- BLACK PLASTIC BASE
- FOLD-DOWN, ADJUSTABLE ANGLE

CERTIFICATIONS:

- USCG 2nm
- CE

FIG. 1607
TOWER/ARCH MOUNT FEATURES

- 360° All-Round Navigation Light in the up position for all nighttime boating or while at anchor
- A cockpit courtesy light in the down position while at the dock
- Forward and out of the way for daytime skiing or boarding

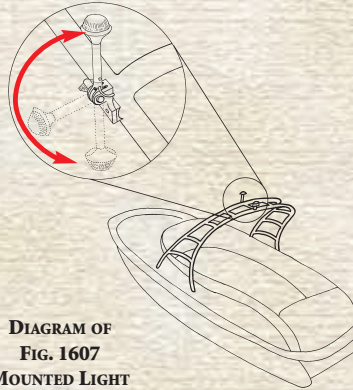


DIAGRAM OF
 FIG. 1607
 MOUNTED LIGHT

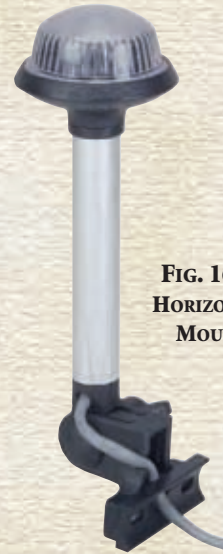


FIG. 1607
HORIZONTAL MOUNT

ORDERING INFO

Vertical Height Inches	Dealer Pkg. 5 Cards 1 Pc. per Card	OEM Bulk Pkg. 50 Pcs.	Ship Wt. Carton Lbs. DP/OEM Bulk
6-3/4	1607DP0CHR	1607000CHR	3.7/29.2

TECH INFO

Bulb: 12 Volt (Included)
 Pole: 3/4" Dia. Anodized
 Screw Size: #8
Base Dimensions:
 2" x 1-1/2"

SPARE PARTS ORDERING INFORMATION

Bulbs (2 per card): 0338DP2CLR.
 Lens Assembly: 0239DP0BLK.

PLUG-IN MOUNT COMBINATION MASTHEAD/WHITE ALL-ROUND LIGHT

CLEAR LENSES, TWO 12 VOLT BULBS INCLUDED

FIG. 1125 MASTHEAD/WHITE ALL-ROUND LIGHT - CERTIFIED FOR USE ON SAIL OR POWER DRIVEN VESSELS UNDER 20 METERS (65.6 FT.) IN LENGTH

CONSTRUCTION:

- BLACK PLASTIC AND CHROME PLATED ZINC ALLOY TOP
- CHROME PLATED BRASS BASE INCLUDED
- WATERPROOF COVER FOR BASE THAT ATTACHES TO DECK MOUNTED RETAINER WHEN LIGHT IS IN PLACE
- STOW-A-WAY PLUG-IN TYPE



CERTIFICATIONS:

- USCG 3nm
- CE

ORDERING INFO

Vertical Height Inches	Dealer Pkg. - 5 Cards 1 Pc. per Card	OEM Bulk Pkg. 50 Pcs.	Ship Wt. Carton Lbs. DP/OEM Bulk
33-7/8	1125DP4CHR	1125004CHR	7.6/40.9

TECH INFO

Bulb: 12 Volt (Included)
 Pole Rake: 16°
 Pole: 3/4" Dia. Anodized
 Collar: Threaded
 Screw Size: #8
Base Dimensions:
 3-3/8" x 2-1/4"

FIG. 1125
 16° RAKE



Retainer
 Cover

SPARE PARTS ORDERING INFORMATION
 Bulbs (2 per card): 0071DP0CLR. Cover for Base: 0125DP0BLK.
 Lenses (2 per card): 0278DP0WHT. Base with Socket Assembly: 1125DP099A.
 Top Cap with Screw: 1158DP0BLK. Replacement Pole Light: 1125DP499A.

NOTE: The above lights on this page meet the USCG requirements for 12 volt applications. Fig. 1125 also meets the USCG requirements for 24 volt applications. To use Fig. 1125 as a 24-volt light, replace the bulbs provided with Cat. No. 0072DP1CLR 24-volt bulbs.

NAVIGATION LIGHTS FOR VESSELS UNDER 20M (65.6 FT.) IN LENGTH

CLEAR LENSES, TWO 12 VOLT BULBS INCLUDED

CERTIFICATIONS:

- USCG 3nm
- CE

FIGS. 1123 & 1124 MASTHEAD/WHITE ALL-ROUND LIGHTS - CERTIFIED FOR USE ON SAIL OR POWER DRIVEN VESSELS UNDER 20 METERS (65.6 FT.) IN LENGTH

CONSTRUCTION:

- BLACK PLASTIC AND CHROME PLATED ZINC ALLOY TOP
- CHROME PLATED ZINC ALLOY MOUNTING BASE INCLUDED
- WATERPROOF COVER FOR MOUNTING BASE
- STOW-A-WAY PLUG-IN TYPE POLE
- PLASTIC ADAPTER FOR FLAT OR "V" TYPE 45 DEGREE WINDSHIELDS




FIG. 1123 - HORIZONTAL MOUNT
FIG. 1124 - VERTICAL MOUNT

ORDERING INFO

Vertical Height Inches	Dealer Pkg. - 5 Cards 1 Pc. per Card	OEM Bulk Pkg. 50 Pcs.	Ship Wt. Carton Lbs. DP/OEM Bulk
11-1/4	1123DP1CHR	1123001CHR	5.6/26.3
12-1/2	1124DP1CHR	1124001CHR	5.4/25.4
20-1/2	1123DP2CHR	1123002CHR	6.8/31.9
22	1124DP2CHR	1124002CHR	6.9/32.4

TECH INFO

Bulb: 12 Volt (Included)
Pole: 3/4" Dia. Anodized
Screw Size: #8
Base Dimensions:
1123: 2-1/4" x 3/4"
1124: 3/4" x 2-1/4"

SPARE PARTS ORDERING INFORMATION

Bulbs (2 per card): 0071DP0CLR. Cap for Base: 0125DP0BLK
Lenses (2 per card): 0278DP0WHT. Top Cap with Screw: 1158DP0BLK.
Fig. 1123 Base with Socket Assembly: 1123DP099A. Fig. 1124 Base with Socket Assembly: 1124DP099A.
Replacement Pole for Size No. 1: 1123DP199A. Replacement Pole for Size No. 2: 1123DP299A.

NOTE: The above lights on this page meet the USCG requirements for 12 & 24 volt applications. To use Figs. 1123 and 1124 as 24-volt lights, replace the bulbs provided with Cat. No. 0072DP1CLR 24-volt bulbs.

CERTIFICATIONS:

- USCG 2nm
- CE

FIGS. 1273 & 1274 MASTHEAD/WHITE ALL-ROUND LIGHTS - CERTIFIED FOR USE ON POWER DRIVEN VESSELS UNDER 12 METERS (39.4 FT.) IN LENGTH

CONSTRUCTION:

- "REDUCED GLARE" DESIGN
- BLACK PLASTIC TOP
- CHROME PLATED ZINC ALLOY MOUNTING BASE
- WATERPROOF COVER FOR MOUNTING BASE
- STOW-A-WAY PLUG-IN TYPE POLE
- PLASTIC ADAPTER FOR FLAT OR "V" TYPE 45 DEGREE WINDSHIELDS

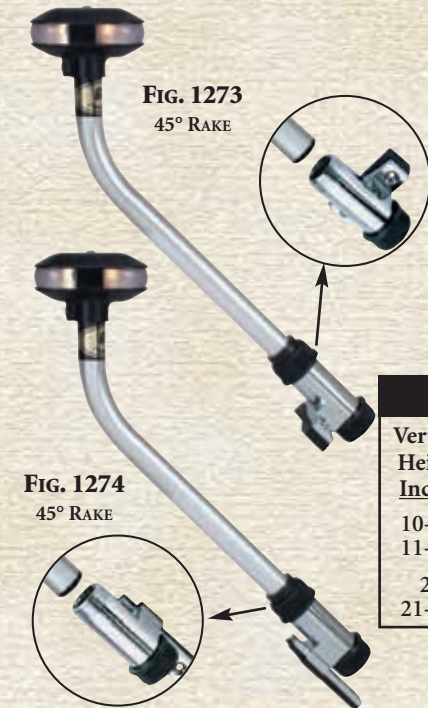


FIG. 1273 - HORIZONTAL MOUNT
FIG. 1274 - VERTICAL MOUNT

ORDERING INFO

Vertical Height Inches	Dealer Pkg. - 5 Cards 1 Pc. per Card	OEM Bulk Pkg. 50 Pcs.	Ship Wt. Carton Lbs. DP/OEM Bulk
10-5/8	1273DP1CHR	1273001CHR	4.7/22.1
11-7/8	1274DP1CHR	1274001CHR	4.6/21.2
20	1273DP2CHR	1273002CHR	6.0/28.2
21-5/8	1274DP2CHR	1274002CHR	6.2/29.1

TECH INFO

Bulb: 12 Volt (Included)
Pole: 3/4" Dia. Anodized
Screw Size: #8
Base Dimensions:
1273: 2-1/4" x 3/4"
1274: 3/4" x 2-1/4"

SPARE PARTS ORDERING INFORMATION

Bulbs (2 per card): 0338DP1CLR. Lens Assembly: 0240DP0LNS. Cap for Base: 0125DP0BLK.
Fig. 1273 Base with Socket Assembly: 1123DP099A. Fig. 1274 Base with Socket Assembly: 1124DP099A.
Replacement Pole for Size No. 1: 1273DP199A. Replacement Pole for Size No. 2: 1273DP299A

NAVIGATION LIGHTS FOR VESSELS UNDER 20M (65.6 FT.) IN LENGTH

FOLD DOWN COMBINATION MASTHEAD/WHITE ALL-ROUND LIGHTS

**FIGS. 1181 & 1184 - CERTIFIED FOR USE ON
SAIL OR POWER DRIVEN VESSELS
UNDER 20 METERS (65.6 FT.) IN LENGTH**

CERTIFICATIONS:

- 1181/1184: USCG 3nm
- 1281/1284: USCG 2nm
- CE

**FIGS. 1281 & 1284 - CERTIFIED FOR USE ON
SAIL OR POWER DRIVEN VESSELS
UNDER 12 METERS (39.4 FT.) IN LENGTH**

CONSTRUCTION:

- PLASTIC ADAPTERS FOR FLAT OR "V" TYPE MOUNT, CONTAINS NOTCH FOR THROUGH-BASE WIRING
- FOLD-DOWN, ADJUSTABLE ANGLE

FIGS. 1181 & 1184

- BLACK PLASTIC AND CHROME PLATED ZINC ALLOY TOP
- BLACK PLASTIC BASE

FIGS. 1281 & 1284

- REDUCED GLARE DESIGN
- BLACK PLASTIC TOP WITH CLEAR PLASTIC LENS
- BLACK PLASTIC BASE



**FIG. 1181
HORIZ. MOUNT**



**FIG. 1184
VERT. MOUNT**



**Choice
of
Base**



**FIG. 1281
HORIZ. MOUNT**



**FIG. 1284
VERT. MOUNT**



**Choice
of
Base**

NAVIGATION LIGHTS FOR VESSELS UNDER 20M (65.6 FT.) IN LENGTH

ORDERING INFO

Vertical Height Inches	Dealer Pkg. 5 Cards 1 Pc. per Card	OEM Bulk Pkg. 50 Pcs.	Ship Wt. Carton Lbs. DP/OEM Bulk
12-13/16	1181DP0CHR	1181000CHR	4.3/32.6
12-13/16	1184DP0CHR	1184000CHR	4.3/31.5
12-3/16	1281DP0CHR	1281000CHR	3.2/23.4
12-3/16	1284DP0CHR	1284000CHR	3.1/23.9

TECH INFO

Bulb: 12 Volt (Included)
Pole: 3/4" Dia. Anodized
Screw Size: #8

Base Dimensions:

1181/1281: 2" x 1-1/2"
1184/1284: 2-1/4" x 5/8"

NOTE: Figs. 1181 and 1184 meet the USCG requirements for 12 & 24 volt applications. To use Figs. 1181 and 1184 as 24-volt lights, replace the bulbs provided with Cat. No. 0072DP1CLR 24-volt bulbs.

SPARE PARTS ORDERING INFORMATION

FOR FIGS. 1181 & 1184

Spare Bulbs (2 per card): 0071DP0CLR.
Spare Lenses (2 per card): 0278DP0WHT.
Spare Top Cap with Screw: 1158DP0BLK.

FOR FIGS. 1281 & 1284

Spare Bulbs (2 per card): 0338DP1CLR.
Spare Lens Assembly: 0240DP0LNS.

Figs. 1181 & 1281, Old Style Zinc Bracket with Knob and End Plug: 1052DPACHR.
Figs. 1181 & 1281, New Style Plastic Bracket with Knob and End Plug: 1052DPBBLK.
Knob for Old Style Bases Only: 1144A00BLK.

Figs. 1184 & 1284, Old Style Zinc Bracket with Knob and End Plug: 1054DPACHR.
Figs. 1184 & 1284, New Style Plastic Bracket with Knob and End Plug: 1054DPBBLK.

FIGS. 1183, 1196 & 1197 MASTHEAD/WHITE ALL-ROUND LIGHTS

CERTIFIED FOR USE ON SAIL OR POWER DRIVEN VESSELS
UNDER 20 METERS (65.6 FT.) IN LENGTH

CERTIFICATIONS:

- USCG 3nm
- CE



FIG. 1183



FIG. 1196



FIG. 1197

CONSTRUCTION:

- BLACK PLASTIC AND CHROME PLATED ZINC ALLOY TOP
- BLACK PLASTIC BASE (FIGS. 1183 & 1196)
- 3/4 INCH DIAMETER ANODIZED ALUMINUM TUBE

FIGS. 1183 & 1196 - FIXED MOUNT

FIG. 1197 - PLUG-IN MOUNT

ORDERING INFO

Vertical Height Inches	Dealer Pkg. 5 Cards 1 Pc. per Card	OEM Bulk Pkg. 50 Pcs.	Ship Wt. Carton Lbs. DP/OEM Bulk
3-3/16	1183DP0CHR	1183000CHR	2.1/18.7
5-1/16	1196DP1CHR	1196001CHR	2.5/19.5
11-1/4	1196DP2CHR	1196002CHR	3.5/26.0
4	1197DP0CHR	1197000CHR	2.1/18.1

TECH INFO

Screw Size: #8
1183 & 1196
Bulb: 12 Volt (Included)
Pole: 3/4" Dia. Anodized
Base Dimensions:
1183 & 1196: 1" x 2-5/8"
1197: Tubing Length: 1"

NOTE: The lights on this page meet the USCG requirements for 12 & 24 volt applications. To use Figs. 1183, 1196 and 1197 as 24-volt lights, replace the bulbs provided with Cat. No. 0072DP1CLR 24-volt bulbs.

CERTIFICATIONS:

- USCG 2nm
- CE

FIGS. 1236 & 1283 MASTHEAD/WHITE ALL-ROUND LIGHTS

CERTIFIED FOR USE ON POWER DRIVEN VESSELS
UNDER 12 METERS (39.4 FT.) IN LENGTH



FIG. 1236



FIG. 1283

CONSTRUCTION:

- "REDUCED GLARE" DESIGN
- BLACK PLASTIC TOP WITH BLACK PLASTIC BASE
- 3/4 INCH DIAMETER ANODIZED ALUMINUM TUBE
- FIXED MOUNT

ORDERING INFO

Vertical Height Inches	Dealer Pkg. 5 Cards 1 Pc. per Card	OEM Bulk Pkg. 50 Pcs.	Ship Wt. Carton Lbs. DP/OEM Bulk
4-1/4	1236DP1BLK	1236001BLK	1.8/10.8
10-1/2	1236DP2BLK	1236002BLK	2.5/17.2
2-1/4	1283DP0BLK	1283000BLK	1.6/10.0

TECH INFO

Screw Size: #8
Bulb: 12 Volt (Included)
Pole: 3/4" Dia. Anodized
Base Dimensions:
1" x 2-5/8"

SPARE PARTS ORDERING INFORMATION

FOR FIGS. 1183, 1196 & 1197
Bulbs (2 per card): 0071DP0CLR.
Lenses (2 per card): 0278DP0WHT.
Top Cap with Screw: 1158DP0BLK.

FOR FIGS. 1236 & 1283
Bulbs (2 per card): 0338DP1CLR.
Lens Assembly: 0240DP0LNS.

NAVIGATION LIGHTS FOR VESSELS UNDER 20M (65.6 FT.) IN LENGTH



VERTICAL SURFACE MOUNT MASTHEAD LIGHTS

100th Year Anniversary Edition - 1907 to 2007



CLEAR LENS, COMPLETE WITH 12 VOLT OR 24 VOLT BULB WHERE SPECIFIED

FIG. 0120 MASTHEAD LIGHT - CERTIFIED FOR USE ON SAIL OR POWER DRIVEN VESSELS UNDER 12 METERS (39.4 FT.) IN LENGTH (12 VOLT)

FIG. 0170 MASTHEAD LIGHT - CERTIFIED FOR USE ON SAIL OR POWER DRIVEN VESSELS UNDER 20 METERS (65.6 FT.) IN LENGTH (12 OR 24 VOLTS)

CERTIFICATIONS:

- 0120 - USCG 2nm
- 0170 - USCG 3nm
- CE

0120/0170 TECH INFO

- Projection Overall: 2-1/2"
- Height Overall: 3-5/8"
 - Width: 4-1/8"
 - Screw Size: #10

0120 Series

- 12 Volt

0170 Series

- 12 & 24 Volt

CONSTRUCTION OPTIONS:

- CHROME PLATED BRASS TOP WITH BLACK PLASTIC BASE
- ALL BLACK PLASTIC
- ALL WHITE PLASTIC



**Figs. 0120MM0
0170MM0**



**Figs. 0120BM0
0170BM0**



**Figs. 0120WM0
0170WM0**

Note:
See Pages 62 & 63 for Complete Series and Spare Parts Ordering Information.



Versions Available See Page 61

ORDERING INFO

Finish	Dealer Pkg.	Standard Pkg.	Screw Size	Ship Wt.
	5 Cards			Carton Lbs.
	1 Pc. per Card	1 Pc.		Std. Pkg./DP
Fig. 0120 - 12 Volt				
Chrome	0120MM0DP1	0120MM012V	10	0.6/2.5
Black	0120BM0DP1	0120BM012V	10	0.5/2.3
White	0120WM0DP1	0120WM012V	10	0.5/2.3
Fig. 0170 - 12 Volt				
Chrome	0170MM0DP1	0170MM012V	10	0.6/2.5
Black	0170BM0DP1	0170BM012V	10	0.5/2.3
White	0170WM0DP1	0170WM012V	10	0.5/2.3
Fig. 0170 - 24 Volt				
Chrome	0170MM0DP2	0170MM024V	10	0.6/2.5
Black	0170BM0DP2	0170BM024V	10	0.5/2.3
White	0170WM0DP2	0170WM024V	10	0.5/2.3

COMBINATION MASTHEAD DECK SPREADER LIGHTS

FIG. 0120 BMD - CERTIFIED FOR USE ON SAIL OR POWER DRIVEN VESSELS UNDER 12 METERS (39.4 FT.) IN LENGTH

FIG. 0170 BMD - CERTIFIED FOR USE ON SAIL OR POWER DRIVEN VESSELS UNDER 20 METERS (65.6 FT.) IN LENGTH

CERTIFICATIONS:

- 0120BMD - USCG 2nm
- 0170BMD - USCG 3nm
- CE

CONSTRUCTION:

- BLACK PLASTIC

ORDERING INFO

Vertical Height Inches	Dealer Pkg.	Std. Pkg. 1 Pc.	Ship Wt.
	5 Cards		Carton Lbs.
	1 Pc. per Card		Std. Pkg./DP
4-1/2	0120BMD12V	0120BMD12V	0.9/5.4
4-1/2	0170BMD12V	0170BMD12V	0.9/5.4

TECH INFO

Bulb: 12 Volt (Included)
Projection Overall: 4-3/4"
Height Overall: 7"
Width Overall: 4-1/8"
Screw Size: #10



Figs. 0120/0170BMD

NOTE: See Page 62 for Spare Parts Ordering Information

NAVIGATION LIGHTS FOR VESSELS UNDER 20M (65.6 FT.) IN LENGTH

CERTIFICATIONS:

- A-16 Replacement Only
- CE



FIG. 0964
HORIZONTAL MOUNT

FIG. 0964 MASTHEAD LIGHT - CERTIFIED FOR REPLACEMENT USE ONLY ON SAIL OR POWER DRIVEN VESSELS UNDER 12 METERS (39.4 FT.) IN LENGTH

CONSTRUCTION:

- CHROME PLATED BRASS OR STAINLESS STEEL TOP
- BLACK PLASTIC BASE

ORDERING INFO

Finish	Vertical Height	Dealer Pkg. - 5 Cards	Ship Wt. Carton Lbs.
	Inches	1 Pc. per Card	Dealer Pkg.
Chrome Brass	7/8	0964DP0CHR	1.1
Stainless Steel	7/8	0964DP0STS	1.1

TECH INFO

Bulb: 12 Volt (Included)
O.D. Base: 2-3/8"
Screw Size: #4
2 Mile Visibility

SPARE PARTS ORDERING INFORMATION

Base with Socket Assembly: 0135. Bulbs (2 per card): 0071DP0CLR.
Old Style (Open Top) Lens: 0281DPAWHT. New Style (Closed Top) Lens: 0295DP0WHT.

CERTIFICATIONS:

- USCG 3nm
- CE



FIG. 1331
VERTICAL MOUNT

FIG. 1331 MASTHEAD LIGHT - CERTIFIED FOR USE ON SAIL OR POWER DRIVEN VESSELS UNDER 20 METERS (65.6 FT.) IN LENGTH

CONSTRUCTION:

- CHROME PLATED ZINC ALLOY WITH BLACK PLASTIC BASE

ORDERING INFO

Dealer Pkg. 5 Cards	OEM Bulk Pkg. 50 Pcs.	Ship Wt. Carton Lbs. DP/OEM Bulk
1 Pc. per Card 1331DP0CHR	1331000CHR	1.7/13.0

TECH INFO

Bulb: 12 Volt (Included)
Length: 3-1/4"
Width: 1-1/2"
Screw Size: #4

SPARE PARTS ORDERING INFORMATION

Bulbs (2 per card): 0071DP0CLR. Lenses (2 per card): 0278DP0WHT.

CERTIFICATIONS:

- USCG 3nm
- CE



FIG. 1178

FIG. 1178 MASTHEAD LIGHT - CERTIFIED FOR USE ON SAIL OR POWER DRIVEN VESSELS UNDER 20 METERS (65.6 FT.) IN LENGTH

CONSTRUCTION:

- BLACK PLASTIC AND CHROME PLATED ZINC ALLOY TOP WITH BLACK PLASTIC BASE

ORDERING INFO

Volts	Vertical Height	Dealer Pkg. 5 Cards	OEM Bulk Pkg. 50 Pcs.	Ship Wt. Carton Lbs. DP/OEM Bulk
	Inches	1 Pc. per Card	50 Pcs.	DP/OEM Bulk
12	3-1/4	1178DP0CHR	1178000CHR	1.7/13.5
24	3-1/4	1178DP2CHR	1178002CHR	1.7/13.5

TECH INFO

Bulb: 12 or 24 Volt (Included)
Screw Size: #8
Base Dimensions:
1" x 2-5/8"

SPARE PARTS ORDERING INFORMATION

12V Bulbs (2 per card): 0071DP0CLR. 24V Bulbs (2 per card): 0072DP1CLR.
Lenses (2 per card): 0278DP0WHT. Top Cap and Screw: 1158DP0BLK.

NOTE: Fig. 1178 meets USCG requirements for 12 and 24 volt applications. Fig. 1331 meets USCG requirements for 12-volt applications only. All of the above can also be used as 24-volt A.B.Y.C. A-16 certified lights on boats built prior to 11/1/03. To use as 24-volt lights while maintaining A-16 certification, replace the bulbs provided with Cat. No. 0072DP1CLR 24-volt bulbs. Contact us for 24 volt applications for new construction.



VERTICAL MOUNT STERN LIGHTS

100th Year Anniversary Edition - 1907 to 2007



CLEAR LENS, COMPLETE WITH 12 VOLT OR 24 VOLT BULB WHERE SPECIFIED

FIG. 0120 STERN LIGHT - CERTIFIED FOR USE ON SAIL OR POWER DRIVEN VESSELS UNDER 12 METERS (39.4 FT.) IN LENGTH (12 VOLTS)

FIG. 0170 STERN LIGHT - CERTIFIED FOR USE ON SAIL OR POWER DRIVEN VESSELS UNDER 20 METERS (65.6 FT.) IN LENGTH (12 OR 24 VOLTS)

0120/0170 TECH INFO

- Projection Overall: 2-1/2"
- Height Overall: 3-5/8"
 - Width: 4-1/8"
 - Screw Size #10

0120 Series

- 12 Volt (Bulb Included)

0170 Series

- 12 & 24 Volt (Bulb Included)

CONSTRUCTION OPTIONS:

- CHROME PLATED BRASS TOP WITH BLACK PLASTIC BASE
- ALL BLACK PLASTIC
- ALL WHITE PLASTIC

Note:
See Pages 62 & 63 for Complete Series and Spare Parts Ordering Information.



Versions Available See Page 61

ORDERING INFO

Finish	Dealer Pkg. 5 Cards 1 Pc. per Card	Standard Pkg. 1 Pc.	Ship Wt. Carton Lbs. DP/Std. Pkg.
Fig. 0120 - 12 Volt			
Chrome	0120MSNDP1	0120MSN12V	0.6/2.5
Black	0120BSNDP1	0120BSN12V	0.5/2.3
White	0120WSNDP1	0120WSN12V	0.5/2.3
Fig. 0170 - 12 Volt			
Chrome	0170MSNDP1	0170MSN12V	0.6/2.5
Black	0170BSNDP1	0170BSN12V	0.5/2.3
White	0170WSNDP1	0170WSN12V	0.5/2.3
Fig. 0170 - 24 Volt			
Chrome	0170MSNDP2	0170MSN24V	0.6/2.5
Black	0170BSNDP2	0170BSN24V	0.5/2.3
White	0170WSNDP2	0170WSN24V	0.5/2.3

CERTIFICATIONS:

- 0120/0170 - USCG 2nm
- CE



**FIGS. 0120MSN
0170MSN**



**FIGS. 0120BSN
0170BSN**



**FIGS. 0120WSN
0170WSN**

FIG. 1332 STERN LIGHT - CERTIFIED FOR REPLACEMENT USE ONLY ON SAIL OR POWER DRIVEN VESSELS UNDER 20 METERS (65.6 FT.) IN LENGTH

CERTIFICATIONS:

- A-16 Replacement Only
- CE

CONSTRUCTION:

- CHROME PLATED ZINC ALLOY WITH BLACK PLASTIC BASE

ORDERING INFO

Dealer Pkg. 5 Cards 1 Pc. per Card	Ship Wt. Carton Lbs. Dealer Pkg
1332DP0CHR	1.7

TECH INFO

12 Volt (Bulb Included)
Length: 3-3/4"
Width: 1-1/2"
Screw Size: #4
2 Mile Visibility

SPARE PARTS ORDERING INFORMATION
12V Bulbs (2 per card): 0071DP0CLR.
Lenses (2 per card): 0278DP0WHT.



FIG. 1332

NOTE: TO USE THIS LIGHT IN AN A-16 CERTIFIED 24 VOLT SYSTEM,
ORDER REPLACEMENT BULBS (2 PER CARD) CAT. NO. 0072DP1CLR

CERTIFICATIONS:

- 0965 - USCG 2nm
- 0945 - A-16 Replacement Only
- CE

Fig. 0965
Horizontal Mount



Fig. 0945
Vertical Mount

CLEAR LENS, 12 VOLT BULB INCLUDED
FIG. 0945 STERN LIGHT - CERTIFIED FOR REPLACEMENT USE ONLY ON SAIL OR POWER DRIVEN VESSELS UNDER 20 METERS (65.6 FT.) IN LENGTH

FIG. 0965 STERN LIGHT - CERTIFIED FOR USE ON SAIL OR POWER DRIVEN VESSELS UNDER 20 METERS (65.6 FT.) IN LENGTH

CONSTRUCTION:

- CHROME PLATED BRASS OR STAINLESS STEEL TOP
- BLACK PLASTIC BASE

ORDERING INFO

Finish	Vertical Height Inches	Dealer Pkg.	OEM	Ship Wt.
		5 Cards	Bulk Pkg.	Carton Lbs.
		1 Pc. per Card	25 Pcs.	DP/OEM Bulk
Chrome Brass	7/8	0945DP0CHR	-----	1.2/--
Stainless Steel	7/8	0945DP0STS	-----	1.2/--
Chrome Brass	3/4	0965DP0CHR	0965000CHR	1.2/4.5
Stainless Steel	3/4	0965DP0STS	0965000STS	1.2/4.5

TECH INFO

Bulb: 12 Volt (Included)
O.D. Base: 2-3/8"
Screw Size: #4
0945
2 Mile Visibility

SPARE PARTS ORDERING INFORMATION

Bulbs (2 per card): 0071DP0CLR. Fig. 0945 Base and Socket Assembly: 0945DP099A. Fig. No. 0945 Lens: 0074DP0WHT.
Fig. No. 0965 Old Style (Open Top) Lens: 0281DP0WHT. Fig. No. 0965 New Style (Closed Top) Lens: 0295DP0WHT.
Fig. 0965 Base and Socket Assembly: 0135.

NOTE: Fig. 0965 meets the USCG requirements for 12-volt applications. Both Figs. 0945 & 0965 can also be used as 24-volt A.B.Y.C. A-16 certified lights on boats built prior to 11/1/03. To use as 24-volt lights while maintaining A-16 certification, replace the bulbs provided with Cat. No. 0072DP1CLR 24-volt bulbs. Contact us for 24 volt applications on new construction.

CERTIFICATIONS:

- USCG 2nm
- CE

FIG. 0939 STERN LIGHT - CERTIFIED FOR USE ON SAIL OR POWER DRIVEN VESSELS UNDER 20 METERS (65.6 FT.) IN LENGTH

CONSTRUCTION:

- CHROME PLATED BRASS OR STAINLESS STEEL TOP WITH BLACK PLASTIC BASE
- FLUSH MOUNT

ALSO AVAILABLE IN

MARINIUM
See Pg. 249



FIG. 0939
Vertical Mount

ORDERING INFO

Finish	Dealer Pkg.	OEM	Ship Wt.
		Bulk Pkg.	Carton Lbs.
	5 Cards	20 Pcs.	DP/OEM Bulk
Chrome Brass	0939DP112V	093900112V	2.5/7.1
Stainless Steel	0939DP1STS	0939001STS	2.5/7.1

TECH INFO

Bulb: 12 Volt (Included)
Dimensions:
5-3/16" x 3-3/8"
Depth: 1-1/2"
Screw Size: #8

SPARE PARTS ORDERING INFORMATION

Bulbs (2 per card): 0070DP0CLR. Socket Assembly: 0939DP199A.
Lens with Gasket: 0284DP0CLR. Mounting Flange: 093900099C.

CERTIFICATIONS:

- USCG 2nm
- CE

FIG. 0946 STERN LIGHT - CERTIFIED FOR USE ON SAIL OR POWER DRIVEN VESSELS UNDER 20 METERS (65.6 FT.) IN LENGTH

CONSTRUCTION OPTIONS:

- CHROME PLATED BRASS BEZEL WITH BLACK PLASTIC BASE
- STAINLESS STEEL BEZEL WITH BLACK PLASTIC BASE
- WHITE PLASTIC BEZEL WITH BLACK PLASTIC BASE
- FLUSH MOUNT

ALSO AVAILABLE IN

MARINIUM
See Pg. 249

Fig. 0946 CHROME
Vertical Mount



FIG. 0946
WHITE
Vertical Mount

ORDERING INFO

Finish	Dealer Pkg.	OEM	Ship Wt.
		Bulk Pkg.	Carton Lbs.
	5 Cards	25 Pcs.	DP/OEM Bulk
Chrome	0946DP112V	094600112V	1.5/5.2
Stainless	0946DP1STS	0946001STS	1.5/5.2
White	0946DP1WHT	0946001WHT	1.5/5.2

TECH INFO

Bulb: 12 Volt (Included)
O.D.: 3"
Depth: 1"
Screw Size: #8

SPARE PARTS ORDERING INFORMATION

Bulbs (2 per card): 0070DP0CLR. Socket Assembly: 0946DP199B.
Lens with Gasket: 0946DP099A. Mounting Flange: 094600099C.



EUROPEAN STYLE L.E.D. NAVIGATION LIGHTS

100th Year Anniversary Edition - 1907 to 2007



FIG. 0170 SERIES L.E.D. LIGHTS - CERTIFIED FOR USE ON SAIL OR POWER DRIVEN VESSELS UNDER 20 METERS (65.6 FT.) IN LENGTH

CERTIFICATIONS:

- USCG 2nm or
- USCG 3nm
- CE

CONSTRUCTION OPTIONS:

- CHROME PLATED BRASS TOP WITH BLACK PLASTIC BASE
- ALL BLACK PLASTIC
- ALL WHITE PLASTIC
- 12 VOLT OR 24 VOLT L.E.D.

L.E.D. FEATURES

- USES LESS THAN HALF THE ENERGY DRAW OF STANDARD LIGHTS
- LOW HEAT
- LONG LIFE



FIG. 0170MSD FIG. 0170MP0




FIG. 0170BSD FIG. 0170BP0



FIG. 0170WSD FIG. 0170WP0



FIG. 0170MSN



FIG. 0170BSN



FIG. 0170WSN




FIG. 0170MM0 FIG. 0170MTW




FIG. 0170BM0 FIG. 0170BTW



FIG. 0170WM0 FIG. 0170WTW

ORDERING INFO

Description	Visibility Arc	12 Volt		24 Volt		Visibility Miles	Ship Wt. Carton Lbs. Std Pkg/DP
		Dealer Pkg. 1 Card	1 Pc. per Card	Dealer Pkg. 1 Card	1 Pc. per Card		
Black Plastic							
Red Side Light	112-1/2°	0170BP0DP3	0170BP012L	0170BP0DP4	0170BP024L	2	0.5/0.6
Green Side Light	112-1/2°	0170BSDDP3	0170BSD12L	0170BSDDP4	0170BSD24L	2	0.5/0.6
White Stern Light	135°	0170BSNDP3	0170BSN12L	0170BSNDP4	0170BSN24L	2	0.5/0.6
White Masthead	225°	0170BM0DP3	0170BM012L	0170BM0DP4	0170BM024L	3	0.5/0.6
Yellow Towing	135°	0170BTWDP3	0170BTW12L	0170BTWDP4	0170BTW24L	2	0.5/0.6
Chrome Plated Brass							
Red Side Light	112-1/2°	0170MP0DP3	0170MP012L	0170MP0DP4	0170MP024L	2	0.6/0.7
Green Side Light	112-1/2°	0170MSDDP3	0170MSD12L	0170MSDDP4	0170MSD24L	2	0.6/0.7
White Stern Light	135°	0170MSNDP3	0170MSN12L	0170MSNDP4	0170MSN24L	2	0.6/0.7
White Masthead	225°	0170MM0DP3	0170MM012L	0170MM0DP4	0170MM024L	3	0.5/0.6
Yellow Towing	135°	0170MTWDP3	0170MTW12L	0170MTWDP4	0170MTW24L	2	0.5/0.6
White Plastic							
Red Side Light	112-1/2°	0170WP0DP3	0170WP012L	0170WP0DP4	0170WP024L	2	0.5/0.6
Green Side Light	112-1/2°	0170WSDDP3	0170WSD12L	0170WSDDP4	0170WSD24L	2	0.5/0.6
White Stern Light	135°	0170WSNDP3	0170WSN12L	0170WSNDP4	0170WSN24L	2	0.5/0.6
White Masthead	225°	0170WM0DP3	0170WM012L	0170WM0DP4	0170WM024L	3	0.5/0.6
Yellow Towing	135°	0170WTWDP3	0170WTW12L	0170WTWDP4	0170WTW24L	2	0.5/0.6

TECH INFO

12 or 24 Volt L.E.D.
 Height Overall: 3-5/8"
 Width Overall: 4-1/8"
 Proj. Overall: 2-1/2"
 Screw Size: #10

NAVIGATION LIGHTS FOR VESSELS UNDER 20M (65.6 FT.) IN LENGTH

CERTIFICATIONS:

- 0120 - USCG 1nm or
- 0120 - USCG 2nm
- 0170 - USCG 2nm or
- 0170 - USCG 3nm
- CE

FIG. 0120 SERIES LIGHTS - CERTIFIED FOR USE ON SAIL OR POWER DRIVEN VESSELS UNDER 12 METERS (39.4 FT.) IN LENGTH (12V ONLY)

FIG. 0170 SERIES LIGHTS - CERTIFIED FOR USE ON SAIL OR POWER DRIVEN VESSELS UNDER 20 METERS (65.6 FT.) IN LENGTH (12V OR 24V)

CONSTRUCTION OPTIONS:

- CHROME PLATED BRASS TOP, BLACK PLASTIC BASE
- ALL BLACK PLASTIC
- ALL WHITE PLASTIC
- 12 VOLT OR 24 VOLT BULB INCLUDED

0120/0170 TECH INFO

0120 Series: 12 Volt 0170 Series: 12 & 24 Volt	Ht. Overall Inches	Proj. Overall Inches	Width Inches	Screw Size	Ship Wt. Carton Lbs. Std. Pkg./DP/OEM Bulk
0120/0170 Chrome Series	3-5/8	2-1/2	4-1/8	10	0.6/2.5/--
0120/0170 Black Plastic Series	3-5/8	2-1/2	4-1/8	10	0.5/2.3/--
0120/0170 White Plastic Series	3-5/8	2-1/2	4-1/8	10	0.5/2.3/--
0120 & 0170BMD	7	4-3/4	4-1/8	10	0.9/5.4/5.4
0120SWB	5-1/8*	----	2-1/2	8	--/1.7/10.0
0170SWB	5-1/8*	----	2-1/2	8	--/1.7/10.0

*Vertical Height - 3-3/4 Inches.

NAVIGATION LIGHTS FOR VESSELS UNDER 20M (65.6 FT.) IN LENGTH



**Figs. 0120MSD
0170MSD**



**Figs. 0120MP0
0170MP0**



**Figs. 0120BSD
0170BSD**



**Figs. 0120BP0
0170BP0**



**Figs. 0120WSD
0170WSD**



**Figs. 0120WP0
0170WP0**



**Figs. 0120MB0*
0170MB0***



**Figs. 0120MTW
0170MTW**



**Figs. 0120BB0*
0170BB0***



**Figs. 0120BTW
0170BTW**



**Figs. 0120WB0*
0170WB0***



**Figs. 0120WTW
0170WTW**



**Figs. 0120MSN
0170MSN**



**Figs. 0120MM0
0170MM0**



**Figs. 0120BSN
0170BSN**



**Figs. 0120BMO
0170BMO**



**Figs. 0120WSN
0170WSN**



**Figs. 0120WM0
0170WM0**



**Figs. 0120SWB
0170SWB**



**Figs. 0120BMD
0170BMD**

**0170BMD
12 VOLT ONLY**

* Certified for A-16 replacement use only on boats built prior to 11/1/03.

SPARE PARTS ORDERING INFORMATION

Halogen Bulb for Deck Spreader Light: 006812V20W.
Bulbs (2 per card) for 0120 SWB: 0337012DP.
Bulb for 0170SWB, (1 per card) (24 Volt): 0337014DP.
Bulbs (2 per card) for All Other 0120's: 0069DP0CLR.

Bulbs (2 per card) for 0170 BSN, MSN & WSN (24 Volt): 0067DP1CLR.
Bulbs (2 per card) for 0170 BSN, MSN & WSN (12 Volt): 0069DP0CLR.
Bulbs (2 per card) for All Other 12 Volt 0170's: 0070DP1CLR.
Bulbs (2 per card) for All Other 24 Volt 0170's: 0067DP2CLR.

For Lens and Shield Assembly, Replace the Last Three Digits of the Catalog Number with the Letters "LNS" (e.g., 0120BB0LNS, for a Black Shield and Bi-Color Lens).



EUROPEAN STYLE NAVIGATION LIGHTS

100th Year Anniversary Edition - 1907 to 2007



FIGS. 0120 & 0170 SERIES LIGHTS

ORDERING INFORMATION - 0120 SERIES 12 VOLT

Description	Visibility	Dealer Pkg. - 5 Cards		Visibility Miles
	Arc	1 Pc. per Card	Std. Pkg. 1 Pc.	
Black Plastic				
Bi-Color Light*	225°	0120BB0DP1	-----	1
Red Side Light	112-1/2°	0120BP0DP1	0120BP012V	1
Green Side Light	112-1/2°	0120BSDDP1	0120BSD12V	1
White Masthead Light	225°	0120BM0DP1	0120BM012V	2
White Stern Light	135°	0120BSNDP1	0120BSN12V	2
Yellow Towing Light	135°	0120BTWDP1	0120BTW12V	2
Chrome Plated Brass				
Bi-Color Light*	225°	0120MB0DP1	-----	1
Red Side Light	112-1/2°	0120MP0DP1	0120MP012V	1
Green Side Light	112-1/2°	0120MSDDP1	0120MSD12V	1
White Masthead Light	225°	0120MM0DP1	0120MM012V	2
White Stern Light	135°	0120MSNDP1	0120MSN12V	2
Yellow Towing Light	135°	0120MTWDP1	0120MTW12V	2
White Plastic				
Bi-Color Light*	225°	0120WB0DP1	-----	1
Red Side Light	112-1/2°	0120WP0DP1	0120WP012V	1
Green Side Light	112-1/2°	0120WSDDP1	0120WSD12V	1
White Masthead Light	225°	0120WM0DP1	0120WM012V	2
White Stern Light	135°	0120WSNDP1	0120WSN12V	2
Yellow Towing Light	135°	0120WTWDP1	0120WTW12V	2
Masthead/Deck Spreader Light	225°	0120BMDDP1	0120BMD12V	2
White All-Round Light	360°	0120SWBDP1	0120SWB12V**	2

ORDERING INFORMATION - 0170 SERIES 12 & 24 VOLT

Description	Visibility Arc	12 Volt		24 Volt		Visibility Miles
		Dealer Pkg. - 5 Cards 1 Pc. per Card	Std. Pkg. 1 Pc.	Dealer Pkg. - 5 Cards 1 Pc. per Card	Std. Pkg. 1 Pc.	
Black Plastic						
Bi-Color Light*	225°	0170BB0DP1	-----	0170BB0DP2	-----	2
Red Side Light	112-1/2°	0170BP0DP1	0170BP012V	0170BP0DP2	0170BP024V	2
Green Side Light	112-1/2°	0170BSDDP1	0170BSD12V	0170BSDDP2	0170BSD24V	2
White Masthead Light	225°	0170BM0DP1	0170BM012V	0170BM0DP2	0170BM024V	3
White Stern Light	135°	0170BSNDP1	0170BSN12V	0170BSNDP2	0170BSN24V	2
Yellow Towing Light	135°	0170BTWDP1	0170BTW12V	0170BTWDP2	0170BTW24V	2
Chrome Plated Brass						
Bi-Color Light*	225°	0170MB0DP1	-----	0170MB0DP2	-----	2
Red Side Light	112-1/2°	0170MP0DP1	0170MP012V	0170MP0DP2	0170MP024V	2
Green Side Light	112-1/2°	0170MSDDP1	0170MSD12V	0170MSDDP2	0170MSD24V	2
White Masthead Light	225°	0170MM0DP1	0170MM012V	0170MM0DP2	0170MM024V	3
White Stern Light	135°	0170MSNDP1	0170MSN12V	0170MSNDP2	0170MSN24V	2
Yellow Towing Light	135°	0170MTWDP1	0170MTW12V	0170MTWDP2	0170MTW24V	2
White Plastic						
Bi-Color Light*	225°	0170WB0DP1	-----	0170WB0DP2	-----	2
Red Side Light	112-1/2°	0170WP0DP1	0170WP012V	0170WP0DP2	0170WP024V	2
Green Side Light	112-1/2°	0170WSDDP1	0170WSD12V	0170WSDDP2	0170WSD24V	2
White Masthead Light	225°	0170WM0DP1	0170WM012V	0170WM0DP2	0170WM024V	3
White Stern Light	135°	0170WSNDP1	0170WSN12V	0170WSNDP2	0170WSN24V	2
Yellow Towing Light	135°	0170WTWDP1	0170WTW12V	0170WTWDP2	0170WTW24V	2
White All-Round Light	360°	(See 0120SWB Above)	(See 0120SWB Above)	0170SWBDP2	-----	2
Mast/Deck Spreader Lt.	225°	0170BMDDP1	-----	-----	-----	3

* Certified for A-16 Replacement Use Only on vessels built prior to 11/1/03.

** OEM Bulk Pkg. - 50 pcs.

NAVIGATION LIGHTS FOR VESSELS UNDER 20M (65.6) FT. IN LENGTH

FIG. 0200 SERIES LIGHTS - CERTIFIED FOR USE ON SAIL OR POWER DRIVEN VESSELS UNDER 20 METERS (65.6 FT.) IN LENGTH

CERTIFICATIONS:

- USCG 2nm
- USCG 3nm
- CE

CONSTRUCTION OPTIONS:

TOP MOUNT

- BLACK PLASTIC WITH STAINLESS STEEL MOUNTING BRACKET

BASE MOUNT

- BLACK PLASTIC

HALYARD MOUNT

- BLACK PLASTIC WITH STAINLESS STEEL MOUNTING HARDWARE

TECH INFO

	Height Overall	Projection	O.D. Base	Height Lens	Screw
	Inches	Inches	Inches	Inches	Size
Top Mount	4-13/16	3-5/16	-----	2-3/4	8
Base Mount	4-7/8	-----	3-5/16	2-3/4	10
Halyard	7-1/8	-----	3-5/16	2-3/4	---
Double Base Mount	8-5/8	-----	3-5/16	2-3/4	10

12, 24 OR 32 VOLT BULB INCLUDED

TOP MOUNT



FIG. 0200SDT



FIG. 0200PTO



FIG. 0200MT0



FIG. 0200BT0



FIG. 0200SNT



FIG. 0200TWT

**DOUBLE STACK
BASE MOUNT**



FIG. 0200TAB**



FIG. 0200GRB

HALYARD MOUNT



FIG. 0200SRH

BASE MOUNT



FIG. 0200SGB



FIG. 0200SRB



FIG. 0200MB0



FIG. 0200BB0



FIG. 0200SNB



FIG. 0200TWB

SPARE PARTS ORDERING INFORMATION

Lens Assembly Part Numbers are Determined by Replacing the Last Three Digits of the Catalog Number with the Letters "LNS" (example: 0200BT0LNS, for a Bi-Color Top Mount Lens Assembly).
Replacement Bulb Sockets: (single and lower for double) Cat. No. 0093, (upper for double), Cat No. 0095.

NAVIGATION LIGHTS FOR VESSELS UNDER 20M (65.6 FT.) IN LENGTH



EUROPEAN STYLE NAVIGATION LIGHTS

100th Year Anniversary Edition - 1907 to 2007



FIG. 0200 SERIES NAVIGATION LIGHTS

ORDERING & TECH INFO - FOR 12 VOLT LIGHTS					
<u>Description</u>	<u>Visibility Arc</u>	<u>Dealer Pkg. - 5 Cards 1 Pc. per Card</u>	<u>Visibility Miles</u>	<u>Replacement Bulb</u>	<u>Ship Wt. Carton Lbs. Dealer Package</u>
TOP MOUNT					
Bi-Color Light	225°	0200BT0DP1	2	037512V25W	4.3
Red Side Light	112-1/2°	0200PT0DP1	2	037512V25W	4.5
Green Side Light	112-1/2°	0200SDTDP1	2	037512V25W	4.5
White Masthead Light	225°	0200MT0DP1	3	037512V25W	4.3
White Stern Light	135°	0200SNTDP1	2	037512V10W	4.5
Yellow Towing Light	135°	0200TWTDP1	2	037512V10W	4.5
BASE MOUNT					
Bi-Color Light	225°	0200BB0DP1	2	037512V25W	4.0
Red Side Light	112-1/2°	0200PB0DP1	2	037512V25W	4.2
Green Side Light	112-1/2°	0200SDBDP1	2	037512V25W	4.2
White Masthead Light	225°	0200MB0DP1	3	037512V25W	4.0
White Stern Light	135°	0200SNBDP1	2	037512V10W	4.2
Yellow Towing Light	135°	0200TWBDP1	2	037512V10W	4.0
White All-Round Light	360°	0200SWBDP1	2	037512V10W	3.8
Red All-Round Light	360°	0200SRBDP1	2	037512V25W	3.8
Green All-Round Light	360°	0200SGBDP1	2	037512V25W	3.8
Tri-Color Light*	360°	0200TB0DP1**	2	037512V25W	3.8
HALYARD MOUNT					
White All-Round Light	360°	0200SWHDP1	2	037512V10W	5.0
Red All-Round Light	360°	0200SRHDP1	2	037512V25W	5.0
Green All-Round Light	360°	0200SGHDP1	2	037512V25W	5.0
DOUBLE STACK BASE MOUNT					
Tri-Color/White All-Round Light*	360°	0200TABDP1**	2/2	037512V25W/10W	6.1
Masthead/White All-Round Light	360°	0200MABDP1	3/2	037512V25W/10W	6.2
Green/Red All-Round Light	360°	0200GRBDP1	2/2	037512V25W/25W	6.0

* For Use on Vessels Under Sail Alone,

** 32V Certified for A-16 Replacement Use Only on vessels built prior to 11/1/03.

ORDERING INFO - FOR 24V LIGHTS

For 24V Lights, Replace the "DP1" with "DP2".
For the Replacement Bulb,
Replace the "12V" with "24V" (e.g., 037524V25W).

ORDERING INFO - FOR 32V LIGHTS

For 32V Lights, Replace the "DP1" with "DP3".
For the Replacement Bulb,
Replace the "12V" with "32V" (e.g., 037532V25W).

FIG. 0222 - PIPE MOUNTING BRACKET
FOR USE ON ALL 0200 SERIES BASE MOUNT LIGHTS

CONSTRUCTION:

- BLACK PLASTIC
- INCLUDES SCREWS AND SOFT BLACK MOUNTING GASKET FOR MOUNTING BRACKET TO LIGHT



FIG. 0222

ORDERING & TECH INFO			
<u>O.D. Overall Inches</u>	<u>Tapped Pipe Size Inches</u>	<u>Dealer Pkg. - 5 bags 1 Pc. per bag</u>	<u>Ship Wt. Carton Lbs. Dealer Pkg</u>
3-5/16	1/2	0222DP0BLK	0.7

Visit www.perko.com for installation instructions and technical drawings on most PERKO® products.



NAVIGATION LIGHTS FOR VESSELS UNDER 20M (65.6 FT.) IN LENGTH

CERTIFICATIONS:

- USCG 2nm
- CE



FIG. 0108

FIG. 0108 ALL-ROUND LIGHT CERTIFIED FOR USE ON POWER DRIVEN VESSELS UNDER 20 METERS (65.6 FT.) IN LENGTH

CONSTRUCTION:

- BLACK PLASTIC WITH FESTOON TYPE ELECTRICAL SOCKET

ORDERING INFO

Description	Standard Pkg. - 1 Pc.	Ship Wt. Carton Lbs. Std. Pkg.
White All-Round	0108000BLK*	1.0
Red All-Round	0108R00BLK	1.0
Green All-Round	0108G00BLK	1.0

TECH INFO

12, 24 or 32 Volt
(Bulb Not Included)
Height Overall: 6"
O.D. Base: 3-1/8"
Tapped Pipe Size: 1/2"***
Screw Size: #10

*This Light is Supplied with a Gray Tinted Globe.

**Base Removable for Surface Mounting.

CERTIFICATIONS:

- A-16 Replacement Only
- CE

FIGS. 0112B & 0309B ALL-ROUND LIGHTS - CERTIFIED FOR REPLACEMENT USE ONLY ON POWER DRIVEN VESSELS UNDER 20 METERS (65.6 FT.) IN LENGTH

Fig. 0112B



CONSTRUCTION:

- CAST BRONZE
- MEDIUM SCREW BASE TYPE ELECTRICAL SOCKET



FIG. 0309B

ORDERING INFO

Description	Plain Bronze Standard Pkg. - 1 Pc.	Ship Wt. Carton Lbs. Std. Pkg.
White All-Round	0112B00PLB	2.5
Red All-Round	0112RB0PLB	2.5
Green All-Round	0112GB0PLB	2.5
Yellow All-Round	0112MB0PLB	2.5
White All-Round	0309B00PLB	1.8
Red All-Round	0309RB0PLB	1.8
Green All-Round	0309GB0PLB	1.8
Yellow All-Round	0309MB0PLB	1.8

TECH INFO

12 or 32 Volt
(Bulb Not Included)
2 Mile Visibility
0112
Height Overall: 8-3/4"
O.D. Base: 3-1/8"
Screw Size: #8
0309
Height Overall: 6-1/2"
Tapped Pipe Size: 1/2"

SPARE PARTS ORDERING INFORMATION FOR FIGS. 0108, 0112 & 0309

Globes:

White: 0106000WHT.
Gray: 0106000GRY.
Red: 0106000RED.
Green: 0106000GRN.
Yellow: 0106000YLW.

Required Bulbs Fig 0108:

12 Volts (2 Per card): 0070DP1CLR.
24 Volts (2 per Card): 0067DP2CLR.
32 Volts (2 per Card): 0070DP2CLR.

Required Bulbs Fig 0112 & 0309:

12 Volts for White and Yellow: 0340005FRD.
12 Volts for Red and Green: 0340006FRD.
32 Volts for White and Yellow: 0340011FRD.
32 Volts for Red and Green: 0340012FRD.

Spare Medium Screw Base Socket: 0226.
Spare Base and Gasket for Fig. 0108: 0222DP0BLK.

FIGS. 0108, 0109, 0110 & 0111
CERTIFIED FOR USE ON POWER DRIVEN VESSELS
UNDER 20 METERS (65.6 FT.) IN LENGTH

CERTIFICATIONS:

- USCG 2nm
- USCG 3nm
- CE

CONSTRUCTION:

- BLACK PLASTIC



FIG. 0109



FIG. 0110



FIG. 0108



FIG. 0111



FIG. 0109

ORDERING INFO

Description	Visibility Arc	Black Plastic Std Pkg. - 1 Pc.	Visibility Miles	Ship Wt.
				Carton Lbs. Std. Pkg
Red Side Light	112-1/2°	0109R00BLK	2	0.9
Green Side Light	112-1/2°	0109G00BLK	2	0.9
White Masthead Light	225°	0110000BLK	3	0.9
White Stern Light	135°	0111000BLK	2	0.9
Yellow Towing Light	135°	0111M00BLK	2	0.9
White All-Round Light*	360°	0108000BLK	2	1.0
Red All-Round Light	360°	0108R00BLK	2	1.0
Green All-Round Light	360°	0108G00BLK	2	1.0

TECH INFO

12, 24 or 32 Volt
 (Bulb Not Included)
 Screw Size: #10
0108
 Height Overall: 6"
 Height Lens: 5"
 Tapped Pipe Size: 1/2"^{***}
 O.D. Base: 3-1/8"
0109, 0110 & 0111
 Height Overall: 5-1/4"
 Height Lens: 4-1/4"

*This Light is Supplied with a Gray Tinted Globe.

**Base Removable for Flush Mounting.

SPARE PARTS ORDERING INFORMATION

Replacement Lenses:

112-1/2° Fig. No. 0259H02, Specify RED or GRN.
 135° Fig. No. 0269H02, Specify YLW or WHT.
 225° Fig. No. 0256H02WHT.
 360° Fig. No. 0106000, Specify RED, GRN or WHT.

Required Bulbs:

For 12 Volts (2 per card): 0070DP1CLR.
 For 24 Volts (2 per card): 0067DP2CLR.
 For 32 Volts (2 per card): 0070DP2CLR.
 Base and Gasket for Fig. No. 0108: 0222DP0BLK.

FIG. 0329 - MEAL AND ABSENT LIGHT

CONSTRUCTION:

- CHROME PLATED BRONZE WITH BLUE & WHITE GLASS LENSES
- DOUBLE CONTACT BAYONET SOCKETS
- BLUE OWNER ABSENT LIGHT AND WHITE MEALTIME LIGHT
- REPLACES BLUE AND WHITE FLAGS FOR USE AT NIGHT
- FOR MOUNTING ON MAIN STARBOARD YARDARM

ORDERING INFO

Standard Pkg. - 1 pc.	Ship Wt. Carton Lbs. Std. Pkg.
0329000CHR	2.8

SPARE PARTS ORDERING INFORMATION

Required Bulbs For 12 Volt Use: (2 per card) 0337011DP.
 Required Bulbs For 32 Volt Use: (1 per card) 0337018DP.
 Blue Globe: 0250000BLU.
 White Globe: 0250000WHT.
 Socket: 0024DP1.

TECH INFO

Bulb: 12 or 32 Volt
 (Not Included)
 O.D. Globe: 2-1/2"
 Length Overall: 9"
 Base Dimensions:
 3-3/8" x 1-3/4"
 Screw Size: #8



FIG. 0329



As seen in
1946 Catalog

NAVIGATION LIGHTS FOR VESSELS UNDER 20M (65.6 FT.) IN LENGTH

CERTIFICATIONS:

- A-16 Replacement Only
- CE

FIGS. 0004F, 0005F, 0007F LIGHTS - CERTIFIED FOR REPLACEMENT USE ON POWER DRIVEN VESSELS UNDER 20 METERS (65.6 FT.) IN LENGTH CONSTRUCTION:

- GALVANIZED STEEL SHEET METAL OR POLISHED BRASS
- BOTTOM OPENING, COMPLETE WITH MOUNTING BRACKET



FIG. 0007F



FIG. 0004F



FIG. 0005F



FIG. 0007MF

ORDERING INFO

Description	Visibility Arc	Galvanized Steel	Polished Brass	Visibility Miles	Ship Wt.
					Carton Lbs. Standard Pkg.
Side Lights (Pair)	112-1/2°	0004F03GAL	0004F03POL	2	4.6
Red Side Light	112-1/2°	0004RF3GAL	0004RF3POL	2	2.7
Green Side Light	112-1/2°	0004GF3GAL	0004GF3POL	2	2.5
White Masthead Light	225°	0005F03GAL	0005F03POL	3	2.7
White Stern Light	135°	0007F03GAL	0007F03POL	2	2.6
Yellow Towing Light	135°	0007MF3GAL	0007MF3POL	2	2.6

TECH INFO

12 or 32 Volt
(Bulb Not Included)
Screw Size: #10
Height Overall: 8-1/2"
Height Lens: 5-1/8"
Required Bulbs:
12 Volt Bulbs (2 per card):
0070DP1CLR.
32 Volt Bulbs (2 per card):
0070DP2CLR.

SPARE PARTS ORDERING INFORMATION

Lenses:
112-1/2° Fig. No. 0259CL3, Specify RED or GRN.
135° Fig. No. 0269CL3, Specify YLW or WHT.
225° Fig. No. 0256CL3WHT.

Mounting Bracket: 0131000GAL or PLB.
Spare Electric Adapter: 0290F03.

FIG. 0290



SPARE PARTS

FOR NAVIGATION LIGHTS ON VESSELS UNDER 20 METERS (65.6 FT.) IN LENGTH

FIGS. 0052 & 0276 - DOUBLE CONTACT BAYONET SOCKETS BRASS, WITH WIRE LEADS - FIG. 0276 TAPPED FOR 1/8 INCH PIPE




FIG. 0276 FIG. 0052

ORDERING & TECH INFO

Socket Length Inches	Wire Length Inches	Standard Pkg. - 5 Pcs.	Dealer Pkg. - 10 Cards 1 Pc. per Card	Ship Wt. Carton Lbs. Std. Pkg./DP
1	6	-----	0052DP	--/0.8
1-1/2	6	0276000	-----	0.2/--
2	6	0276002	-----	0.2/--
2-3/8	6	0276003	-----	0.3/--

FIG. 0024 - DOUBLE CONTACT BAYONET SOCKET BLACK PLASTIC BODY



FIG. 0024

ORDERING & TECH INFO

Length Pigtail Inches	O.D. Inches	Dealer Pkg. - 10 Cards 1 Pc. per Card	Ship Wt. Carton Lbs. Dealer Pkg.
10	3/4	0024DP1	0.7
60	3/4	0024DP2	1.4

FIG. 1109 - SINGLE CONTACT BAYONET SOCKET - BRASS BODY



FIG. 1109

ORDERING & TECH INFO

Length Pigtail Inches	Length Socket Inches	O.D. Inches	Dealer Pkg. - 10 Cards 1 Pc. per Card	Ship Wt. Carton Lbs. Dealer Pkg.
6	5/8	3/8	1109DP	0.6

NAVIGATION LIGHTS FOR VESSELS UNDER 20M (65.6 FT.) IN LENGTH

FIGS. 1123-99A & 1124-99A - PLUG-IN TYPE MOUNTING BASES

CONSTRUCTION:

- CHROME PLATED ZINC ALLOY MOUNTING BASE
- BLACK PLASTIC WATERPROOF SCREW ON COVER FOR BASE
- PLASTIC ADAPTER FOR "V" OR FLAT MOUNT

FIG. 1123-99A - HORIZONTAL MOUNT

FITS FIGS. 1123 & 1273 SERIES MASTHEAD ALL-ROUND LIGHTS

FIG. 1124-99A - VERTICAL MOUNT

FITS FIGS. 1124 & 1274 SERIES MASTHEAD ALL-ROUND LIGHTS



FIG. 1123-99A



FIG. 1124-99A

ORDERING INFO

Dimensions Bracket Inches	Dealer Pkg. - 5 Cards 1 Pc. per Card	Ship Wt. Carton Lbs. Dealer Pkg.
2-1/4 x 3/4	1123DP099A	2.4
3/4 x 2-1/4	1124DP099A	2.5



FIG. 1209-99A (2 PIN) - PLUG IN TYPE BASE

FIG. 1125-99A (3 PIN) - PLUG IN TYPE BASE

CONSTRUCTION:

- CHROME PLATED BRASS WITH SCREW ON CAP AND RETAINER

FIG. 1125-99A - FITS FIG. 1125 SERIES MASTHEAD ALL-ROUND LIGHT

FIG. 1209-99A - FITS FIG. 1209 SERIES WHITE ALL-ROUND LIGHT



FIGS. 1125-99A
& 1209-99A



ORDERING INFO

Base Dimensions Inches	Dealer Pkg. - 5 Cards 1 Pc. per Card	Tube Angle Degrees	Ship Wt. Carton Lbs. Dealer Pkg.
3-3/8 x 2-1/4	1125DP099A	16	2.5
3-3/8 x 2-1/4	1209DP099A	16	2.1

FIGS. 1059T00 & 1060TB0

LOCKING COLLAR, TELESCOPING TYPE BASE

CONSTRUCTION:

- BLACK PLASTIC AND CHROME PLATED ZINC ALLOY
- BLACK PLASTIC INSERT - (FIG. 1060TB0)
- WATERPROOF SNAP-ON COVER

FIG. 1059T00 - FITS FIG. 1311 & 1611 SERIES

FIG. 1060TB0 - FITS FIG. 1411 SERIES

LOCKING COLLAR IS INCLUDED WITH BASE TO ALLOW INTERCHANGEABILITY WITH DISCONTINUED STYLE BASES



FIG. 1059T00



FIG. 1060TB0

ORDERING & TECH INFO

Base Dimensions Inches	Insert Type	Dealer Pkg. 5 Cards 1 Pc. per Card	Tube Angle Degrees	Ship Wt. Carton Lbs. Dealer Pkg.
3-3/4 x 1-5/8	None	1059T00DP	16	2.4
3-3/4 x 1-3/4	Black	1060TB0DP	5	2.1

NAVIGATION LIGHTS FOR VESSELS UNDER 20M (65.6 FT.) IN LENGTH



FIG. 1052



FIG. 1054

FIG. 1052A



FIG. 1054A



FIG. 1052B



FIG. 1054B

FIGS. 1052 & 1054
FOLD-DOWN, ADJUSTABLE ANGLE MOUNTING BASE WITH PLASTIC ADAPTER FOR "V" OR FLAT MOUNTING SURFACES COMPLETE WITH KNOB AND END PLUG

FIGS. 1052, 1052A, 1054 & 1054A

CONSTRUCTION:

- CHROME PLATED ZINC ALLOY & BLACK PLASTIC

FIGS. 1052/1054

DOES NOT CONTAIN NOTCH FOR THROUGH BASE WIRING

FIG. 1052 - HORIZONTAL MOUNT, FITS FIGS. 1134 & 1634

FIG. 1054 - VERTICAL MOUNT, FITS FIGS. 1137 & 1637

FIGS. 1052A/1054A

CONTAINS NOTCH FOR THROUGH BASE WIRING

FIG. 1052A - HORIZONTAL MOUNT, FITS FIGS. 1181 & 1281

FIG. 1054A - VERTICAL MOUNT, FITS FIGS. 1184 & 1284

FIGS. 1052B & 1054B

CONSTRUCTION:

- BLACK PLASTIC

FIGS. 1052B/1054B

CONTAINS NOTCH FOR THROUGH BASE WIRING

UNIVERSAL MOUNTING BASE FITS ALL FOLD DOWN SERIES POLES

FIG. 1052B - HORIZONTAL MOUNT

FIG. 1054B - VERTICAL MOUNT

ORDERING & TECH INFO

Construction	Through Base	Mount	Length Overall Inches	Width Overall Inches	Dealer Pkg.	Ship Wt.
	Wiring				5 Cards	Carton Lbs.
Chr. Plated Zinc Alloy	No	Horiz.	2	1-1/2	1052DP0CHR	1.8
Chr. Plated Zinc Alloy	No	Vertical	2-1/4	5/8	1054DP0CHR	1.8
Chr. Plated Zinc Alloy	Yes	Horiz.	2	1-1/2	1052DPACHR	1.8
Chr. Plated Zinc Alloy	Yes	Vertical	2-1/4	5/8	1054DPACHR	1.8
Black Plastic	Yes	Horiz.	2	1-1/2	1052DPBBLK	1.2
Black Plastic	Yes	Vertical	2-1/4	5/8	1054DPBBLK	1.2

FIG. 1058 - FOLD-DOWN, ADJUSTABLE ANGLE MOUNTING BASE



FIG. 1058



CONSTRUCTION:

- CHROME PLATED ZINC ALLOY AND BLACK PLASTIC
- QUICK RELEASE HANDLE
- GRADUATED ADJUSTMENT INCREMENTS

VERTICAL MOUNT

FOR USE ON PONTOON BOATS, SQUARE RAILS OR FLAT MOUNTING SURFACES

ORDERING & TECH INFO

Construction	Through Base	Mount	Base Dimension	Dealer Pkg.	Ship Wt.
	Wiring		Inches	5 Cards	Carton Lbs.
Chr. Plated Zinc Alloy	No	Vertical	2-1/4 x 5/8	1058DP0CHR	1.8



SPARE LENSES FOR NAVIGATION LIGHTS

100th Year Anniversary Edition - 1907 to 2007



FOR NAVIGATION LIGHTS ON VESSELS UNDER 20 METERS (65.6 FT.) IN LENGTH

112-1/2° LENSES FOR BI-COLOR/TRI-COLOR LIGHTS

ORDERING & TECH INFO

Color	Height Inches	Width Inches	Dealer Pkg. - 5 Cards 1 Lens per Card	Ship Wt. Carton Lbs.
Red/Green	1-5/16	2-1/8	0247DPOLNS*	0.7
Red/Green	1	1-3/4	0283DPALNS*	0.7
Red/Green	1-1/4	1-3/8	0296DPOLNS*	0.5
Red/Green	1-1/4	1-3/8	0297DPOLNS*	0.7
Red/Green	2-1/2	2	0259DPALNS	0.7
Red/Green	1-1/2	1	0268DPOLNS	0.4
Red/Green	7/8	1-5/8 x 13/16	0227DPOLNS*	0.4
Red/Green	1-1/8	3 x 1-5/8	0241DPOLNS*	0.5
Red/Green	1-1/2	2-3/8	0229DPOLNS*	1.0

*One Piece Lens



112-1/2° LENSES FOR SIDE LIGHTS

ORDERING & TECH INFO

Color	Height Inches	Width Inches	Dealer Pkg. - 5 Cards 1 Pc. per Card	Ship Wt. Carton Lbs.
Red	1-5/16	2-1/8	0273DPRLNS	0.7
Green	1-5/16	2-1/8	0273DPGLNS	0.7
Red	1-3/4	1-1/16	0277DPRLNS	0.5
Green	1-3/4	1-1/16	0277DPGLNS	0.5
Red	1	1-3/4	0298DPRLNS	0.6
Green	1	1-3/4	0298DPGLNS	0.6
Red	7/8	1-5/8	0228DPRLNS	0.4
Green	7/8	1-5/8	0228DPGLNS	0.4
Red	1-1/2	2-3/8	0232DPRLNS	1.0
Green	1-1/2	2-3/8	0232DPGLNS	1.0
Red/Green	1	1-9/16	0281DPALNS*	0.6
Red/Green	1	2-1/8	0295DPOLNS*	0.7
Red/Green	1-1/4	----	0260DPOLNS*	0.4

*Set of 1 Red and 1 Green Lens



225° LENSES FOR MASTHEAD LIGHTS

ORDERING & TECH INFO

Color	Height Inches	I.D. Inches	O.D. Inches	Dealer Pkg. - 5 Cards 1 Pc. per Card	Ship Wt. Carton Lbs.
White	1	1-9/16	2-3/16	0281DPAWHT	0.4
White	1-1/2	1	1-1/4	0278DP0WHT*	0.5
White	1-1/2	1	2-1/8	0295DP0WHT	0.7

*2 Pcs. per card



135° LENSES FOR STERN LIGHTS

ORDERING & TECH INFO

Color	Height Inches	I.D. Inches	O.D. Inches	Dealer Pkg. - 5 Cards 1 Pc. per Card	Ship Wt. Carton Lbs.
Clear	1-1/4	1-9/16	2-3/16	0074DP0WHT	0.7
Clear	1-1/2	1	1-1/4	0278DP0WHT*	0.5
Clear	1-1/4	1-9/16	2-3/16	0281DPAWHT	0.4
Clear	----	----	2	0284DP0CLR**	0.4
Clear	----	----	2-1/8	0295DP0WHT	0.7

*2 Pcs. per card **Includes O-Ring



360° LENSES FOR ALL-ROUND LIGHTS

ORDERING & TECH INFO

Color	Height Inches	I.D. Inches	O.D. Inches	Dealer Pkg. - 5 Cards 1 Pc. per Card	Ship Wt. Carton Lbs.
White	3	1-1/2	1-9/16	0201DP0WHT	0.7
Clear	2-1/2	1-11/16	2	0248DP0CLR	0.8
Frosted	2-1/2	1-11/16	2	0248000FRD*	0.7
Clear	3-5/16	3-3/16	----	0261JR0CLR*	1.1
Black/Clear	2	-----	2-1/4	0238DP0BLK	0.6
Black/Clear	2	-----	2-1/4	0239DP0BLK	0.7
Clear	2	-----	2-1/4	0239DP0CLR	0.7
Black/Clear	1-1/8	-----	3 x 1-5/8	0240DP0LNS	0.5

0248000FRD 5 per Box, 0261JR0CLR 1per box



Visit www.perko.com for installation instructions and technical drawings on most PERKO® products.

PERKO®

NAVIGATION LIGHTS FOR VESSELS UNDER 20M (65.6 FT.) IN LENGTH



FOR NAVIGATION LIGHTS ON VESSELS UNDER 20 METERS (65.6 FT.) IN LENGTH

FIG. 0337 - DOUBLE CONTACT BAYONET BASE BULB



FIG. 0337

ORDERING & TECH INFO

Nominal Voltage	Wattage	Amps	Dealer Pkg. 5 cards	Bulbs per Card	Bulb Diameter Inches	Mfr. Lamp No.	Ship Wt. Carton Lbs. Dealer Pkg.
12	7	.58	0337011DP	2	3/4	90	0.3
12	11	.94	0337012DP	2	3/4	1004	0.4
24	15	.63	0337014DP	1	1	306	0.4
32	13	.40	0337018DP	1	3/4	624	0.3

FIG. 0375 - DOUBLE CONTACT BAYONET INDEXING BASE BULB



FIG. 0375

ORDERING & TECH INFO

Nominal Voltage	Wattage	Amps	Standard Pkg. - 1 Bulb	Ship Wt. Carton Lbs. Standard Pkg.
12	10	.83	037512V10W	0.1
12	25	2.08	037512V25W	0.1
24	10	.42	037524V10W	0.1
24	25	1.04	037524V25W	0.1
32	10	.31	037532V10W	0.1
32	25	.78	037532V25W	0.1

FIG. 0340 - MEDIUM SCREW BASE BULB



FIG. 0340

ORDERING & TECH INFO

Nominal Voltage	Wattage	Amps	Standard Pkg. - 6 Bulbs	L.C.L. Type	Mfr. Lamp No.	Ship Wt. Carton Lbs. Standard Pkg.
12	15	1.25	0340005FRD	A-17	2-3/8	15-A
12	25	2.08	0340006FRD	A-19	2-9/16	25-A
32	15	.47	0340011FRD	A-17	2-3/8	15-A
32	25	.78	0340012FRD*	A-19	2-9/16	25-A

*Standard Pkg. - 2 bulbs

FIG. 0338 - WEDGE BASE BULB



FIG. 0338 #2



FIG. 0338 #1

ORDERING & TECH INFO

Nominal Voltage	Wattage	Amps	Dealer Pkg. - 5 Cards 2 Bulbs per Card	Bulb Dia. Inches	Bulb Length Inches	Ship Wt. Carton Lbs. Dealer Pkg.
12	5	.35	0338DP1CLR	13/32	1-1/16	0.2
12	9	.69	0338DP2CLR	5/8	1-1/2	0.2

FIGS. 0067, 0069, 0070, 0071 & 0072

FESTOON BULBS - DOUBLE ENDED




FIG. 0067

FIG. 0069

FIG. 0070

FIG. 0071

FIG. 0072

ORDERING & TECH INFO

Nominal Voltage	Wattage	Amps	Dealer Pkg. - 5 Cards 2 Bulbs per Card	Bulb Dia. Inches	Bulb Length Inches	Ship Wt. Carton Lbs. Dealer Pkg.
12	8	.70	0071DP8CLR	3/8	1-1/8	0.2
12	10	.83	0069DP0CLR	3/8	1-5/8	0.2
12	10	.74	0070DP0CLR	3/8	1-11/16	0.2
12	15	.97	0070DP1CLR	9/16	1-11/16	0.3
12	10	.80	0071DP0CLR	3/8	1-1/8	0.2
24	8	.35	0072DP8CLR	3/8	1-1/8	0.2
24	10	.42	0067DP1CLR	3/8	1-11/16	0.2
24	18	.75	0067DP2CLR	9/16	1-11/16	0.2
24	10	.40	0072DP1CLR	3/8	1-1/8	0.2
32	12	.40	0070DP2CLR	3/8	1-5/8	0.2

NOTE: BULBS MUST BE ORDERED IN STANDARD OR DEALER PACKAGE QUANTITIES ONLY!

BULBS FOR UTILITY LIGHTS SEE PAGE 117, BULBS FOR NAVIGATION LIGHTS OVER 20M SEE PAGE 85

NAVIGATION LIGHTS FOR VESSELS UNDER 20M (65.6 FT.) IN LENGTH



FOR NAVIGATION LIGHTS ON VESSELS OVER 20 METERS (65.6 FT.) IN LENGTH

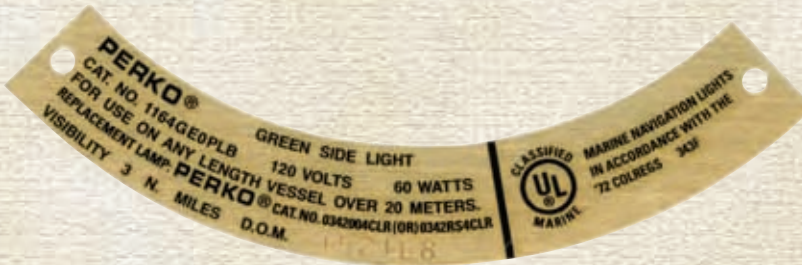
On March 31, 1977, the U.S. Coast Guard published, in the Federal Register, an amendment to the navigation and navigable water regulations which added a new subchapter DD, (33 CFR 87). This subchapter contains rules implementing and interpreting the International Regulations for Preventing Collisions at Sea, 1972 ('72 COLREGS). The International Regulations for Preventing Collisions at Sea, 1960, were replaced by the '72 COLREGS at 1200 hours, zone time on July 15, 1977. Therefore, all vessels on the high seas must comply with the '72 COLREGS at this time. In addition, with the enactment of the U.S. Inland Navigation Rules Act of 1980, the Inland Rules, Western Rules, and Great Lakes Rules were unified into a single set of requirements. The effective date for this legislation was December 24, 1981 (March 1, 1983 for Great Lakes). Therefore, all vessels must comply with these rules at this time.

Rules 21 and 22 of the '72 COLREGS and the U.S. Inland Navigation Rules give the color and range requirements for various navigation lights. Annex 1 to the '72 COLREGS and the U.S. Inland Navigation Rules gives positioning and technical details for these lights.

U.S. COAST GUARD ACCEPTANCE OF NAVIGATION LIGHTS

All U.S. Registered vessels are subject to either the '72 COLREGS or the U.S. Inland Rules. The U.S. Coast Guard is accepting lights that have passed the UL tests (UL Standard 1104) as meeting the '72 COLREGS and the U.S. Inland Rules for vessels over 20 meters (65.6 ft.) in length. U.S. requirements for smaller vessels are less strict. As the first domestic manufacturer to pass UL 1104, PERKO's lights can be installed on vessels over 20 meters (65.6 ft.) in length. Some models are designed for use on vessels over 20 meters (65.6 ft.) in length, while others are designed for use on vessels 20 meters (65.6 ft.) to 50 meters (164.0 ft.) in length.

A brass tag is permanently affixed to the light indicating the type of light, catalog number, voltage and bulb type to install to meet the visibility requirements. It also states that the light is classified by UL in accordance with the '72 COLREGS. This is the only documentation needed by a vessel for navigation lights to certify light construction compliance with the '72 COLREGS and the Inland Navigation Rules, and eliminates the former "Certificate of Compliance".



EACH LIGHT HAS ITS OWN SERIAL NUMBER FOR IDENTIFICATION.

The lights indicated for use on vessels over 20 meters (65.6 ft.) in length have passed UL 1104. The facsimile of the tag shown above is used on our cast bronze lights. Similar rectangular tags are used on other style lights.

Please note that any changes made to PERKO navigation lights, including substitution of bulbs other than those shown in our catalog, instruction sheets, or metal tags (affixed to some lights) will void all certifications and U.S. Coast Guard acceptance.

For the present, the U.S. Coast Guard will not publish a list of UL classified lights. However, field offices have been notified. For more detailed information, consult the complete '72 COLREGS, the U.S. Inland Navigation Rules, and your local U.S. Coast Guard office.

SPECIAL PURPOSE LIGHTS

Other lights (not shown) for use where the vessel is subject to special local requirements are available. Contact PERKO for further information.

NAVIGATION LIGHTS FOR VESSELS OVER 20M (65.6 FT.) IN LENGTH

FIGS. 1384 - 1388 SERIES LIGHTS

CERTIFIED FOR USE ON VESSELS OVER 20 METERS (65.6 FT.) IN LENGTH

CERTIFICATIONS:

- UL 1104 - 3nm
- UL 1104 - 6nm



CONSTRUCTION:

- LIGHTWEIGHT BUT DURABLE FIBER-FILLED POLYCARBONATE BLACK PLASTIC
- INCLUDES TWO 3 FOOT LENGTHS OF 16/3-SO CABLE THROUGH WATERTIGHT TERMINAL TUBES
- WATERTIGHT ACCESS CAP FOR REBULBING AND CLEANING

UPPER LENS SECTION - FOR "BACK-UP" USE

- REMOVABLE INCANDESCENT BULB
- PRE-WIRED MEDIUM PREFOCUS SOCKET
- 24, 120 & 220 VOLT OPTIONS, BULB NOT INCLUDED
- ROUGH SERVICE BULBS ARE AVAILABLE

LOWER LENS SECTION - PERMANENTLY SEALED L.E.D. CHAMBER

- LONG LIFE, MAINTENANCE FREE L.E.D. (120 VAC ONLY)

ORDERING INFO

Description	Visibility	Visibility	Cat. No.	Ship Wt.
	Arc	Miles		Std. Pkg. 1 Pc.
Red Side Light	112-1/2°	3	1384RE0BLK	8.5
Green Side Light	112-1/2°	3	1384GE0BLK	8.5
White Masthead Light	225°	6	1385E00BLK	9.7
White Stern Light**	135°	3	1386E00BLK	8.5
Yellow Towing Light	135°	3	1386ME0BLK	8.5
White All-Round Light**	360°	3	1387E00BLK	8.5
White All-Round Light***	360°	6	1387HE0BLK	8.5
Red All-Round Light	360°	3	1388RE0BLK	8.5
Green All-Round Light	360°	3	1388GE0BLK	8.5
Yellow All-Round Light	360°	3	1388ME0BLK	8.5

TECH INFO

Bulb Upper: 24, 120 or 220 Volt (Not Included)
 Lower: 120VAC L.E.D.
 Mounting Bolt Size: 3/8"
 Height Overall: 18-3/8"
 (Masthead 20-1/4")
 Height Lens: 6-3/4"

Special lights to meet local requirements are available upon request.

**These lights are supplied with a Gray Tinted Lens (upper section only)

***For Great Lakes use



Close-up of Sealed L.E.D. Chamber



Fig. 1384 Green Side Light



Fig. 1385 White Masthead



Fig. 1386 Yellow Towing



Fig. 1386 White Stern



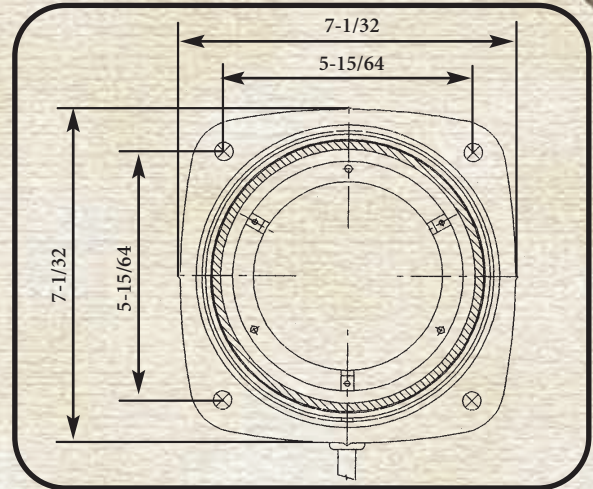
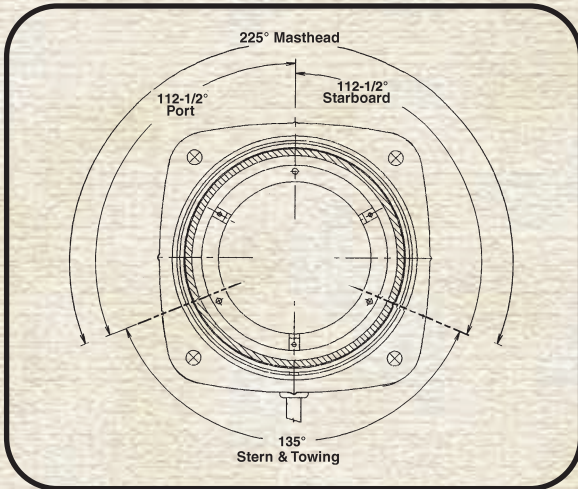
Fig. 1384 Red Side Light



IMPORTANT INCANDESCENT BULB DATA- TOP LENS SECTION

TO COMPLY WITH THE UL STANDARD 1104, THE LIGHTS LISTED ON THIS PAGE MUST BE USED WITH THE FOLLOWING PERKO CATALOG NUMBERS: 24 VOLT USE: 0342024CLR, 120 VOLT USE: 0342004CLR BULB OR 0342RS4CLR BULB WHEN A "ROUGH SERVICE" BULB IS REQUIRED AND 220 VOLT USE CAT. NO. 0342220CLR

NAVIGATION LIGHTS FOR VESSELS OVER 20M (65.6 FT.) IN LENGTH



4 - Mounting Holes, for 3/8 inch bolts
Spaced 5-15/64 apart on Center

Figs. 1384, 1386, 1387 & 1388 Series Lights

18-3/8 Inches

SPARE PARTS ORDERING INFORMATION

- 1) Access Cap Assembly Including Top Socket
Cat. No. 1363DBLBLK
- 2) Medium Prefocus Socket
Cat. No. 0367
- 3) Spare Bulb Information
24V = 0342024CLR
120V = 0342004CLR & 0342RS4CLR
220V = 0342220CLR

Note: L.E.D. Chamber Permanently Sealed

Fig. 1385 Masthead Light

20-1/4 Inches

SPARE PARTS ORDERING INFORMATION

- 1) Access Cap Assembly Including Top Socket
Cat. No. 1363DBLBLK
- 2) Medium Prefocus Socket,
Cat. No. 0367
- 3) Spare Bulb Information
24V = 0342024CLR
120V = 0342004CLR & 0342RS4CLR
220V = 0342220CLR

Note: L.E.D. Chamber Permanently Sealed

NAVIGATION LIGHTS FOR VESSELS OVER 20M (65.6 FT.) IN LENGTH

FIGS. 1369 - 1372 SERIES LIGHTS

CERTIFIED FOR USE ON VESSELS OVER 20 METERS (65.6 FT.) IN LENGTH

CERTIFICATIONS:

- UL 1104 - 3nm
- UL 1104 - 6nm
CE



CONSTRUCTION:

- LIGHTWEIGHT BUT DURABLE FIBER-FILLED POLYCARBONATE BLACK PLASTIC
- PRE-WIRED MEDIUM PREFOCUS SOCKET
- INCLUDES ONE 3 FOOT LENGTH OF 16/3-SO CABLE THROUGH WATERTIGHT TERMINAL TUBES
- WATERTIGHT ACCESS CAP FOR REBULBING AND CLEANING
- ROUGH SERVICE BULBS ARE AVAILABLE

ORDERING INFO

Description	Visibility Arc	Visibility Miles	Std. Pkg. 1 Pc.	Ship Wt. Carton Lbs. Standard Pkg.
Red Side Light	112-1/2°	3	1372RE0BLK	4.4
Green Side Light	112-1/2°	3	1372GE0BLK	4.4
White Masthead Light	225°	6	1373E00BLK	4.3
White Stern Light*	135°	3	1374E00BLK	4.4
Yellow Towing Light	135°	3	1374ME0BLK	4.4
White All-Round Light*	360°	3	1369E00BLK	4.1
White All-Round Light**	360°	6	1369HE0BLK	4.1
Red All-Round Light	360°	3	1370RE0BLK	4.1
Green All-Round Light	360°	3	1370GE0BLK	4.1
Yellow All-Round Light	360°	3	1370ME0BLK	4.1

TECH INFO

Bulb: 24, 120 or 220 Volt
(Not Included)
Mounting Bolt Size: 3/8"
Height Overall: 9-1/4"
Height Lens: 6-3/4"

Special lights to meet local requirements are available upon request.

*These lights are supplied with a Gray Tinted Lens

**For Great Lakes use

Fig. 1372
Green Side Light



Fig. 1370
Green
All-Round



Fig. 1370
Red
All-Round

Fig. 1372
Red Side Light



Fig. 1373
White Masthead



Fig. 1370
Yellow
All-Round



Fig. 1374
White Stern

IMPORTANT BULB DATA

TO COMPLY WITH UL STANDARD 1104, THE LIGHTS LISTED ON THIS PAGE MUST BE USED WITH THE FOLLOWING PERKO BULBS:
24 VOLT USE CAT. No. 0342024CLR
120 VOLT USE CAT. No. 0342004CLR BULB OR 0342RS4CLR BULB
WHEN A "ROUGH SERVICE" BULB IS REQUIRED AND
220 VOLT USE CAT. No. 0342220CLR.

SPARE PARTS ORDERING INFORMATION

Access Cap Assembly: 1363SGLBLK
Medium Prefocus Socket: 0367
Bulb Information:
24V = 0342024CLR
120V = 0342004CLR & 0342RS4CLR
220V = 0342220CLR

NAVIGATION LIGHTS FOR VESSELS OVER 20M (65.6 FT.) IN LENGTH



DOUBLE LENS NAVIGATION LIGHTS

100th Year Anniversary Edition - 1907 to 2007



FIGS. 1364 - 1368 SERIES LIGHTS

CERTIFIED FOR USE ON VESSELS OVER 20 METERS (65.6 FT.) IN LENGTH

CONSTRUCTION:

- LIGHTWEIGHT BUT DURABLE FIBER-FILLED POLYCARBONATE BLACK PLASTIC
- PRE-WIRED MEDIUM PREFOCUS SOCKET
- INCLUDES TWO 3 FOOT LENGTHS OF 16/3-SO CABLE THROUGH WATERTIGHT TERMINAL TUBES
- WATERTIGHT ACCESS CAP FOR REBULBING AND CLEANING
- ROUGH SERVICE BULBS ARE AVAILABLE

CERTIFICATIONS:

- UL 1104 - 3nm
 - UL 1104 - 6nm
- CE



ORDERING INFO

Description	Visibility Arc	Visibility Miles	Std. Pkg. 1 Pc.	Ship Wt.
				Carton Lbs. Standard Pkg.
Red Side Light	112-1/2°	3	1364RE0BLK	6.9
Green Side Light	112-1/2°	3	1364GE0BLK	6.9
White Masthead Light	225°	6	1365E00BLK	6.5
White Stern Light*	135°	3	1366E00BLK	6.8
Yellow Towing Light	135°	3	1366ME0BLK	6.8
White All-Round Light*	360°	3	1367E00BLK	6.3
White All-Round Light**	360°	6	1367HE0BLK	6.3
Red All-Round Light	360°	3	1368RE0BLK	6.3
Green All-Round Light	360°	3	1368GE0BLK	6.3
Yellow All-Round Light	360°	3	1368ME0BLK	6.3

TECH INFO

Bulb: 24, 120 or 220 Volt (Not Included)
 Mounting Bolt Size: 3/8"
 Height Overall: 17-1/4"
 Height Lens: 6-3/4"

Special lights to meet local requirements are available upon request

*These lights are supplied with a Gray Tinted Lens

**For Great Lakes use



Fig. 1364
Green Side Light



Fig. 1368
Red All-Round



Fig. 1366
Yellow Towing



Fig. 1367
White All-Round



Fig. 1364
Red Side Light

NAVIGATION LIGHTS FOR VESSELS OVER 20M (65.6 FT.) IN LENGTH

IMPORTANT BULB DATA

TO COMPLY WITH UL STANDARD 1104, THE LIGHTS LISTED ON THIS PAGE MUST BE USED WITH THE FOLLOWING PERKO BULBS:

24 VOLT USE CAT. No. 0342024CLR

120 VOLT USE CAT. No. 0342004CLR BULB OR 0342RS4CLR BULB

WHEN A "ROUGH SERVICE" BULB IS REQUIRED AND

220 VOLT USE CAT. No. 0342220CLR

SPARE PARTS ORDERING INFORMATION

Access Cap Assembly Including Top Socket: 1363DBLBLK
 Medium Prefocus Socket: 0367

Bulb Information:

24V = 0342024CLR

120V = 0342004CLR & 0342RS4CLR

220V = 0342220CLR

CERTIFICATIONS:

- UL 1104 - 3nm
- UL 1104 - 6nm
CE



FIGS. 1169 - 1172 SERIES LIGHTS

CERTIFIED FOR USE ON VESSELS OVER 20 METERS (65.6 FT.) IN LENGTH

CONSTRUCTION:

- HEAVY DUTY CAST BRONZE
- PRE-WIRED MEDIUM PREFOCUS SOCKET
- 3 FEET OF 16/3-SO CABLE THROUGH A WATERTIGHT TERMINAL TUBE
- WATERTIGHT ACCESS CAP FOR REBULBING AND CLEANING
- ROUGH SERVICE BULBS ARE AVAILABLE

ORDERING INFO

Description	Visibility Arc	Visibility Miles	Std. Pkg. 1 Pc.	Ship Wt. Carton Lbs. Standard Pkg.
Red Side Light	112-1/2°	3	1172RE0PLB	12.4
Green Side Light	112-1/2°	3	1172GE0PLB	12.4
White Masthead Light	225°	6	1173E00PLB	12.4
White Stern Light*	135°	3	1174E00PLB	12.4
Yellow Towing Light	135°	3	1174ME0PLB	12.6
White All-Round Light*	360°	3	1169E00PLB	11.2
White All-Round Light**	360°	6	1169HE0PLB	11.2
Red All-Round Light	360°	3	1170RE0PLB	11.2
Green All-Round Light	360°	3	1170GE0PLB	11.2
Yellow All-Round Light	360°	3	1170ME0PLB	11.2

TECH INFO

Bulb: 120 Volt
(Not Included)
Mounting Bolt Size: 3/8"
Height Overall: 9-1/4"
Height Lens: 6-3/4"

Special lights to meet local requirements are available upon request

*These lights are supplied with a Gray Tinted Lens

**For Great Lakes use

Fig. 1172
Green Side Light



Fig. 1170
Green
All-Round



Fig. 1170
Red
All-Round



Fig. 1172
Red Side Light



Fig. 1173
White Masthead



Fig. 1170
Yellow All-Round



Fig. 1174
White Stern



IMPORTANT BULB DATA

TO COMPLY WITH UL STANDARD 1104, THE LIGHTS LISTED ON THIS PAGE MUST USE A PERKO CAT. NO. 0342004CLR BULB OR 0342RS4CLR BULB WHEN A "ROUGH SERVICE" BULB IS REQUIRED.

SPARE PARTS ORDERING INFORMATION

Spare Lenses:

Red: 0261001RED
Green: 0261001GRN
White: 0261001CLR
Gray: 0261001GRY
Yellow: 0261001YLV

Lens Gasket: 1143
O-Ring for Cap: 1119
Medium Prefocus Socket: 0367
Lens Retaining Clip with Bolt: 1133
Access Cap, O-Ring and Retainer: 1105000BLK

NAVIGATION LIGHTS FOR VESSELS OVER 20M (65.6 FT.) IN LENGTH



DOUBLE LENS NAVIGATION LIGHTS

100th Year Anniversary Edition - 1907 to 2007



FIGS. 1164 - 1168 SERIES LIGHTS

CERTIFIED FOR USE ON VESSELS OVER 20 METERS (65.6 FT.) IN LENGTH

CONSTRUCTION:

- HEAVY DUTY CAST BRONZE
- PRE-WIRED MEDIUM PREFOCUS SOCKET IN EACH COMPARTMENT
- TWO 3 FOOT LENGTHS OF 16/3-SO CABLE THROUGH A WATERTIGHT TERMINAL TUBE
- WATERTIGHT ACCESS CAP FOR REBULBING AND CLEANING
- 120 VOLT ONLY, BULB NOT INCLUDED
- ROUGH SERVICE BULBS ARE AVAILABLE

CERTIFICATIONS:

- UL 1104 - 3nm
 - UL 1104 - 6nm
- CE



ORDERING INFO

Description	Visibility		Std. Pkg. 1 Pk.	Ship Wt.
	Arc	Miles		Carton Lbs.
Red Side Light	112-1/2°	3	1164RE0PLB	22.8
Green Side Light	112-1/2°	3	1164GE0PLB	22.8
White Masthead Light	225°	6	1165E00PLB	21.8
White Stern Light*	135°	3	1166E00PLB	22.3
Yellow Towing Light	135°	3	1166ME0PLB	22.4
White All-Round Light*	360°	3	1167E00PLB	20.1
White All-Round Light**	360°	6	1167HE0PLB	20.1
Red All-Round Light	360°	3	1168RE0PLB	20.4
Green All-Round Light	360°	3	1168GE0PLB	20.4
Yellow All-Round Light	360°	3	1168ME0PLB	20.1

TECH INFO

Bulb: 120 Volt
(Not Included)

Mounting Bolt Size: 3/8"
Height Overall: 17-1/4"
Height Lens: 6-3/4"

Special lights to meet local requirements are available upon request

*These lights are supplied with a Gray Tinted Lens

**For Great Lakes use



Fig. 1164
Green Side Light



Fig. 1168
Red All-Round



Fig. 1166
Yellow Towing



Fig. 1167
White All-Round



Fig. 1164
Red Side Light

IMPORTANT BULB DATA

TO COMPLY WITH UL STANDARD 1104, THE LIGHTS LISTED ON THIS PAGE MUST USE A PERKO CAT. No. 0342004CLR BULB OR 0342RS4CLR BULB WHEN A "ROUGH SERVICE" BULB IS REQUIRED.

SPARE PARTS ORDERING INFORMATION

Spare Lenses:

Red: 0261001RED
Green: 0261001GRN
White: 0261001CLR
Gray: 0261001GRY
Yellow: 0261001YLW

Lens Gasket: 1143
O-Ring for Cap: 1119
Dual Medium Prefocus Socket Assembly: 0303
Lens Retaining Clip with Bolt: 1133
Access Cap, O-Ring and Retainer: 1105000BLK

NAVIGATION LIGHTS FOR VESSELS OVER 20M (65.6 FT.) IN LENGTH

CERTIFICATIONS:

- USCG 2nm
- USCG 5nm
- UL 1104
- CE



FIGS. 1127 - 1130 SERIES LIGHTS

CERTIFIED FOR USE ON VESSELS

20 METERS (65.6 FT.) TO 50 METERS (164.0 FT.) IN LENGTH

CONSTRUCTION:

- BLACK PLASTIC
- PRE-WIRED DOUBLE CONTACT SOCKET AND 3 FEET OF 16/3-SO CABLE
- WATERTIGHT ACCESS CAP FOR REBULBING AND CLEANING

ORDERING INFO

Description	Visibility		Std. Pkg. 1 Pc.	Ship Wt.
	Arc	Miles		Standard Pkg.
Red Side Light	112-1/2°	2	1127RA0BLK	2.7
Green Side Light	112-1/2°	2	1127GA0BLK	2.7
White Masthead Light	225°	5	1128A00BLK	2.6
White Stern Light*	135°	2	1129A00BLK	2.7
Yellow Towing Light	135°	2	1129MA0BLK	2.7
White All-Round Light*	360°	2	1130A00BLK	2.5
White All-Round Light**	360°	5	1130HA0BLK	2.5
Red All-Round Light	360°	2	1130RA0BLK	2.5
Green All-Round Light	360°	2	1130GA0BLK	2.5
Yellow All-Round Light	360°	2	1130MA0BLK	2.5

TECH INFO

Bulb: 12, 24, 32 or 120 Volt (Not Included)
Screw Size: 1/4"
Height Overall: 7-1/2"
Height Lens: 4-1/2"

Special lights to meet local requirements are available upon request

*These lights are supplied with a Gray Tinted Lens

**For Great Lakes use

NAVIGATION LIGHTS FOR VESSELS OVER 20M (65.6 FT.) IN LENGTH



FIG. 1127
RED & GREEN SIDE LIGHTS
112-1/2 DEGREES



FIG. 1128
MASTHEAD LIGHT
225 DEGREES



FIG. 1129
STERN OR TOWING LIGHT
135 DEGREES



FIG. 1130
ALL-ROUND LIGHT
360 DEGREES

IMPORTANT BULB DATA

To comply with UL Standard 1104, the lights listed on this page must use a PERKO Cat. No. 0374 bulb.

SPARE PARTS ORDERING INFORMATION

Lens Assemblies:	Required Bulbs:	Other Parts:
Red: 0249000RED	12 Volt: 0374001CLR	O-Ring for Cap: 1119
Green: 0249000GRN	24 Volt: 0374002CLR	Double Contact Socket: 0134
White: 0249000CLR	32 Volt: 0374003CLR	Access Cap, O-Ring and Retainer: 1105000BLK
Gray: 0249000GRY	120 Volt: 0374004CLR	
Yellow: 0249000YLW		



NAVIGATION LIGHTS

100th Year Anniversary Edition - 1907 to 2007



FIGS. 1150 - 1154 SERIES LIGHTS

CERTIFIED FOR USE ON VESSEL LENGTHS AS SPECIFIED BELOW

CONSTRUCTION:

- SHEET METAL, PREPRIMED GALVANIZED STEEL
- MEDIUM PREFOCUS SOCKET
- WATERTIGHT TERMINAL TUBE FOR 16/3-SO CABLE
- WATERTIGHT ACCESS CAP FOR REBULBING AND CLEANING

CERTIFICATIONS:

- UL 1104 - 2nm
 - UL 1104 - 3nm
 - UL 1104 - 5nm
 - UL 1104 - 6nm
- CE



ORDERING INFO

CERTIFIED FOR USE ON VESSELS 20 METERS (65.6 FT.) TO 50 METERS (164.0 FT.) IN LENGTH

Description	Standard Pkg. 1 Pc.	Visibility Arc	Visibility Miles	Required Bulb	Ship Wt. Carton Lbs. Std. Pkg.
Red Side Light	1150RE1GAL	112-1/2°	2	0342002CLR	6.3
Green Side Light	1150GE1GAL	112-1/2°	2	0342002CLR	6.3
White Masthead Light	1151E01GAL	225°	5	0342003CLR	6.3
White Stern Light	1152E01GAL	135°	2	0342000CLR	6.1
Yellow Towing Light	1152ME1GAL	135°	2	0342000CLR	6.1
White All-Round Light	1153E01GAL	360°	2	0342001CLR	6.7
Red All-Round Light	1154RE1GAL	360°	2	0342004CLR*	6.7
Green All-Round Light	1154GE1GAL	360°	2	0342003CLR	6.7
Yellow All-Round Light	1154ME1GAL	360°	2	0342002CLR	6.7

CERTIFIED FOR USE ON VESSELS OVER 20 METERS (65.6 FT.) IN LENGTH

Red Side Light	1150RE2GAL	112-1/2°	3	0342004CLR*	10.9
Green Side Light	1150GE2GAL	112-1/2°	3	0342004CLR*	10.9
White Masthead Light	1151E02GAL	225°	6	0342004CLR*	10.0
White Stern Light	1152E02GAL	135°	3	0342002CLR	9.5
White All-Round Light	1153E02GAL	360°	3	0342003CLR	10.6
Green All-Round Light	1154GE2GAL	360°	3	0342004CLR*	10.6

*0342RS4CLR Bulbs can be substituted for 0342004CLR where "Rough Service" bulbs are required

TECH INFO

Bulb: 120 Volt
(Not Included)
Screw Size: 1/4"
Size No. 1
Height Overall: 11-1/2"
Height Lens: 6-3/4"
Size No. 2
Height Overall: 13-1/2"
Height Lens: 7-1/2"



Fig. 1150



Fig. 1151



Fig. 1152



Fig. 1154

As seen in
1938 Catalog



FIG. 1150

FIG. 1151

FIG. 1152

FIG. 1153

FIG. 1154

IMPORTANT BULB DATA

To comply with UL Standard 1104, the lights listed on this page must use a PERKO Cat. No. 0342 bulb.

SPARE PARTS ORDERING INFORMATION

Lenses:

- 112-1/2° 0259 No. 1 or 2, Specify RED or GRN.
135° 0269 No. 1 or 2, Specify YLW or WHT.
225° 0256 No. 1 or 2, WHT.
360° 0261F No. 1 or 2, Specify RED, GRN, YLW or WHT.

- Medium Prefocus Socket: 0347A00.
Access Cap, O-Ring and Retainer: 1105000BLK.
O-Ring for Cap: 1119.
Socket Supports: 0341001PLB or 034101APLB.

Visit www.perko.com for installation instructions and technical drawings on most PERKO® products.

PERKO®

NAVIGATION LIGHTS FOR VESSELS OVER 20M (65.6 FT.) IN LENGTH

CERTIFICATIONS:

- UL 1104 - 2nm
- UL 1104 - 5nm
CE



FIGS. 0004D, 0005D & 0007D LIGHTS

CERTIFIED FOR USE ON VESSELS

20 METERS (65.6 FT.) TO 50 METERS (164.0 FT.) IN LENGTH

CONSTRUCTION:

- SHEET METAL, PREPRIMED GALVANIZED STEEL, POLISHED OR CHROME PLATED BRASS
- BOTTOM OPENING, COMPLETE WITH MOUNTING BRACKET
- SINGLE CONTACT PREFOCUS SOCKET



FIG. 0004G



FIG. 0004R



FIG. 0005



FIG. 0007



FIG. 0007M

ORDERING INFO

Description	Galvanized Steel	Polished Brass	Chrome Plated Brass	Visibility Arc	Visibility Miles	Required Bulb	Ship Wt.
							Carton Lbs. Std. Pkg. 1 Pc.
Red Side Light	0004RD3GAL	0004RD3POL	0004RD3CHR	112-1/2°	2	0373003CLR	2.7
Green Side Light	0004GD3GAL	0004GD3POL	0004GD3CHR	112-1/2°	2	0373002CLR	2.7
White Masthead Light	0005D03GAL	0005D03POL	0005D03CHR	225°	5	0373005CLR	2.9
White Stern Light	0007D03GAL	0007D03POL	0007D03CHR	135°	2	0373001CLR	2.8
Yellow Towing Light	0007MD3GAL	0007MD3POL	0007MD3CHR	135°	2	0373002CLR	2.8

TECH INFO

Bulb: 12 Volt
(Not Included)

Height Overall: 8-1/2"
Height Lens: 5-3/16"

IMPORTANT BULB DATA

To comply with UL Standard 1104, the lights listed on this page must use a PERKO Cat. No. 0373 bulb.

SPARE PARTS ORDERING INFORMATION

Lenses:

- 112-1/2° Red: 0259CL3RED.
- 112-1/2° Green: 0259CL3GRN.
- 135° White: 0269CL3WHT.
- 135° Yellow: 0269CL3YLW.
- 225° Gray: 0256CL3WHT.

Mounting Bracket: 0131000GAL or 0131000PLB.
Single Contact Prefocus Socket Assembly, Complete with Stand, Bottom Plate and Gasket: 0294003PLB.

NAVIGATION LIGHTS FOR VESSELS OVER 20M (65.6 FT.) IN LENGTH



SPECIAL PURPOSE LIGHTS

100th Year Anniversary Edition - 1907 to 2007



FIGS. 0403 & 0412 - SPECIALTY ALL-ROUND LIGHTS

CERTIFIED FOR USE ON VESSELS OVER 20 METERS (65.6 FT.) IN LENGTH

Fig. 0403
Tapped For
Pipe Mount



CONSTRUCTION:

- CAST BRONZE
- WHITE, RED, GREEN OR YELLOW
- MEDIUM PREFOCUS SOCKET

FIG. 0403 - PIPE MOUNT

FIG. 0412 - HANGING MOUNT



CERTIFICATIONS:

- UL 1104 - 3nm
CE



FIG. 0403



As seen in
1938 Catalog



FIG. 0412

TECH INFO - 120 VOLT ONLY (BULB NOT INCLUDED)

Fig. No.	Ht. Overall Inches	Ht. Lens Inches	Tapped Pipe Size Inches	Visibility Miles
0403	11-1/2	6-3/4	1	3
0412	14	6-3/4	*	3

ORDERING INFO

White	Red	Green	Yellow	Ship Wt. Carton Lbs. Std. Pkg. 1 Pc.
0403E03PLB**	0403RE3PLB	0403GE3PLB	0403ME3PLB	8.6
0412E00PLB**	0412RE0PLB	0412GE0PLB	0412ME0PLB	9.1

*Supplied with watertight terminal tube for 16/3-SO cable.
**These lights are supplied with gray tinted lenses.

IMPORTANT BULB DATA

To comply with UL Standard 1104, these lights
must use a PERKO Cat. No. 0342004CLR bulb.

SPARE PARTS ORDERING INFORMATION
 Gray Lens: 0261001GRY. Yellow Lens: 0261001YLW. Gasket for lens: 1143.
 Red Lens: 0261001RED. Green Lens: 0261001GRN. Medium Prefocus Socket: 0367.

FIG. 1129 - PANAMA CANAL BLUE STEERING LIGHT

CERTIFIED FOR USE ON VESSELS OF ANY LENGTH

CONSTRUCTION:

- BLACK PLASTIC
- PRE-WIRED DOUBLE CONTACT SOCKET WITH 3 FEET OF 16/3-SJO CABLE

ORDERING INFO

Std. Pkg. - 1 Pc.	Visibility Arc	Ship Wt. Carton Lbs. Standard Pkg.
1129BA0BLK	135°	2.7

IMPORTANT BULB DATA

To comply with Panama Canal Requirements this light
must use a PERKO Fig. No. 0374 bulb.

SPARE PARTS ORDERING INFORMATION

Bulbs
 12 Volt: 0374001CLR. Lens: 0249000BLU.
 24 Volt: 0374002CLR. O-Ring for Cap: 1119.
 32 Volt: 0374003CLR. Double Contact Socket: 0134.
 120 Volt: 0374004CLR. Plastic Cap, O-Ring and Retainer: 1105000BLK.

TECH INFO

Bulb: 12, 24, 32 or
120 Volt
(Not Included)
 Height Overall: 7-1/2"
 Height Lens: 4-1/4"

CERTIFICATION:

CE



FIG. 1129

FIG. 0454 - PIPE MOUNT ALL-ROUND WHITE WHISTLE LIGHT

CERTIFIED FOR USE ON VESSELS OVER 20 METERS (65.6 FT.) IN LENGTH

Fig. 0454E
Tapped For
Pipe Mount



CONSTRUCTION:

- CAST BRONZE
- MEDIUM PREFOCUS SOCKET



CERTIFICATIONS:

- UL 1104 - 5nm
• CE

ORDERING INFO

Catalog No. Std. Pkg. - 1 Pc.	Ship Wt. Carton Lbs. Standard Pkg.	Visibility Miles
0454E00PLB	8.6	5

SPARE PARTS ORDERING INFORMATION

Bulb: 0342004CLR. Lens or Cover Gasket: 1143.
 Lens: 0261001CLR. Medium Prefocus Socket: 0367.

TECH INFO

Bulb: 120 Volt
(Not Included)
 Height Overall: 11-1/2"
 Height Lens: 6-3/4"
 Tapped Pipe Size: 1"



FIG. 0454

Visit www.perko.com for installation instructions and technical drawings on most PERKO® products.

CERTIFICATIONS:

- CE



FIG. 1111

FIG. 1111 - FLASHING YELLOW LIGHT FOR USE ON VESSELS OF ANY LENGTH

CONSTRUCTION:

- SHEET METAL, PREPRIMED GALVANIZED STEEL
- MEDIUM PREFOCUS SOCKET
- WATERTIGHT TERMINAL TUBE FOR 16/3-SO CABLE
- SEALED FLASHER UNIT
- WATERTIGHT ACCESS CAP FOR REBULBING AND CLEANING

Designed to meet Federal Requirements for Flashing yellow 180° - 225° light for barges, canal boats, etc., that are being pushed ahead or towed along side of a tug boat. For use on 120 volt A.C. only. Federal Requirements for this light are applicable for: inland waters, the Atlantic, Pacific and Gulf coasts, intercoastal waterways and western rivers. Refer to the U.S. Inland Navigation Rules for application, configuration and technical details.

ORDERING INFO

Standard Pkg. 1 Pc.	Visibility Miles	Visibility Arc	Flashes Per Minute	Ship Wt. Carton Lbs. Std. Pkg.
1111ME1GAL	2	225°	50-70	6.4

TECH INFO

Bulb: 120 Volt
(Not Included)
Height Overall: 11-1/2"
Height Lens: 6-3/4"

IMPORTANT BULB DATA

To comply with Federal Requirements this light must use a PERKO Cat. No. 0342004CLR bulb or 0342RS4CLR Bulb when "Rough Service" bulbs are required.

SPARE PARTS ORDERING INFORMATION

Flasher: 0133.
Medium Prefocus Socket: 0347A00.
O-Ring for Cap: 1119.
Access Cap, O-Ring and Retainer: 1105000BLK.
Lens: 0256001YLW.

CERTIFICATIONS:

- UL 1104 - 2nm
- CE



FIGS. 0112A & 0309A - ALL ROUND LIGHTS CERTIFIED FOR USE ON VESSELS 20 METERS (65.6 FT.) TO 50 METERS (164.0 FT.) IN LENGTH

CONSTRUCTION:

- CAST BRONZE, PLAIN OR CHROME PLATED
- COMPLETE WITH DOUBLE CONTACT ELECTRICAL SOCKET



FIG. 0112A

0112 ORDERING INFO

Description	Plain Bronze	Chrome Plated Bronze	Ship Wt. Carton Lbs. Std. Pkg. 1 Pc.
White All-Round	0112A00PLB	0112A00CHR	2.3
Red All-Round	0112RA0PLB	0112RA0CHR	2.3
Green All-Round	0112GA0PLB	0112GA0CHR	2.3
Yellow All-Round	0112MA0PLB	0112MA0CHR	2.3

TECH INFO

Bulb: 12, 24, 32 or
120 Volt (Not Included)
Visibility: 2 Miles
Height Overall: 8-3/4"
Dia. Base: 3-1/8"



FIG. 0309A

0309 ORDERING INFO

Description	Plain Bronze	Chrome Plated Bronze	Ship Wt. Carton Lbs. Std. Pkg. 1 Pc.
White All-Round	0309A00PLB	0309A00CHR	1.7
Red All-Round	0309RA0PLB	0309RA0CHR	1.7
Green All-Round	0309GA0PLB	0309GA0CHR	1.7
Yellow All-Round	0309MA0PLB	0309MA0CHR	1.7

TECH INFO

Bulb: 12, 24, 32 or
120 Volt (Not Included)
Visibility: 2 Miles
Height Overall: 6-1/2"
Tapped Pipe Size: 1/2"

IMPORTANT BULB DATA

To comply with UL Standard 1104, these lights must use a PERKO Cat. No. 0374 bulb.

SPARE PARTS ORDERING INFORMATION

Lenses:	Required Bulbs:
Red: 0106000RED.	12 Volt: 0374001CLR.
Green: 0106000GRN.	24 Volt: 0374002CLR.
White: 0106000WHT.	32 Volt: 0374003CLR.
Yellow: 0106000YLW.	120 Volt: 0374004CLR.
Double Contact Bayonet Socket: 0276002.	



BULBS & PARTS FOR NAVIGATION LIGHTS

100th Year Anniversary Edition - 1907 to 2007



FOR NAVIGATION LIGHTS ON VESSELS OVER 20 METERS (65.6 FT.) IN LENGTH

DUAL MEDIUM PREFOCUS SOCKET ASSEMBLY



Phenolic - 250 Volts - 1000 Watts
Plug In Type - Prewired with two medium
prefocus sockets. For use in double lens lights.

Std. Pkg. 1 Pc.	Height Overall Inches	Width Overall Inches	Weight Ounces
0303	3-7/8	3-7/8	11

Male Plug Only Cat. No. 0303A00. Female Socket Only Cat. No. 0303B00.

MEDIUM PREFOCUS SOCKETS



Phenolic - 250 Volts - 1000 Watts

Std. Pkg. 5 Pcs.	Height Overall Inches	Diameter Overall Inches	Weight Per Pkg. Ounces
0367	1-7/8	1-1/2	12.5
0347A00*	1-7/8	1-1/2	22.7

* Cat. No. 0347A00 (pictured) supplied with metal mounting cap tapped for 3/8 Inch I.P.S.

SINGLE CONTACT PREFOCUS SOCKET ASSEMBLY

WITH STAND, BOTTOM PLATE AND GASKET



Std. Pkg. 1 Pc.	Height Overall Inches	Dia. Overall Inches	Weight Ounces
0294003PLB	3	3-3/4	4

DOUBLE CONTACT SOCKET



Std. Pkg. 1 Pc.	Height Overall Inches	Diameter Overall Inches	Weight Ounces
0134	7/8	1-3/4	1-1/4

112-1/2° LENSES



Color	Ht. Inches	Width Inches	Std. Pkg. - 1 Pc.	Weight Ounces
Red	4-1/4	3-1/16	0259CL2RED	5.4
Green	4-1/4	3-1/16	0259CL2GRN	5.4
Red	5-1/16	3-11/16	0259CL3RED	9.6
Green	5-1/16	3-11/16	0259CL3GRN	9.6



Color	Height Overall Inches	Dia. Opening Inches	Std. Pkg. - 1 Pc.	Weight Ounces
Red	6-3/4	6-1/8	0259001RED	16
Green	6-3/4	6-1/8	0259001GRN	16
Red	7-1/2	9-1/4	0259002RED	29
Green	7-1/2	9-1/4	0259002GRN	29

135° LENSES



Color	Height Inches	I.D. Inches	Std. Pkg. - 1 Pc.	Weight Lbs.
White	4-1/4	3-1/2	0269CL2WHT	0.4
White	5-1/8	3-5/8	0269CL3WHT	0.6
Yellow	4-1/4	3-1/2	0269CL2YLW	0.4
Yellow	5-1/8	3-5/8	0269CL3YLW	0.6

Color	Height Overall Inches	Dia. Opening Inches	Std. Pkg. - 1 Pc.	Weight Lbs.
White	6-3/4	5-1/8	0269001WHT	1.1
Red	6-3/4	5-1/8	0269001RED	1.1
Yellow	6-3/4	5-1/8	0269001YLW	1.1
White	7-1/2	7-1/4	0269002WHT	1.1
Red	7-1/2	7-1/4	0269002RED	1.3

360° LENSES



Color	Height Overall Inches	Diameter Opening Inches	Clear Std. Pkg. - 1 Pc.	Frosted Std. Pkg. - 1 Pc.
White	6-3/4	5-1/8	0261001CLR	0261001FRD
Red	6-3/4	5-1/8	0261001RED	0261RF1FRD
Green	6-3/4	5-1/8	0261001GRN	0261GF1FRD
Yellow	6-3/4	5-1/8	0261001YLW	0261MF1FRD
Gray	6-3/4	5-1/8	0261001GRY	-----
White	7-1/2	7-3/8	0261002CLR	0261002FRD
Red	7-1/2	7-3/8	0261002RED	0261RF2FRD
Green	7-1/2	7-3/8	0261002GRN	0261GF2FRD

Weight Size 1, 2.2 Lbs. - Weight Size 2, 3.2 Lbs.

225° LENSES



Color	Ht. Inches	I.D. Inches	Std. Pkg. - 1 Pc.	Weight Lbs.
White	4-1/4	3-3/8	0256CL2WHT	0.5
White	5-1/8	3-1/4	0256CL3WHT	0.6

Color	Ht. Overall Inches	Dia. Opening Inches	Std. Pkg. - 1 Pc.	Weight Lbs.
White	6-3/4	4-1/2	0256001WHT	1.4
Yellow	6-3/4	4-1/2	0256001YLW	1.4
White	7-1/2	6-5/8	0256002WHT	1.6

360° LENSES



Color	Height Inches	I.D. Inches	O.D. Inches	Std. Pkg. - 1 Pc.
Red	5	2-7/8	3-1/4	0106000RED
Green	5	2-7/8	3-1/4	0106000GRN
White	5	2-7/8	3-1/4	0106000WHT
Yellow	5	2-7/8	3-1/4	0106000YLW
Gray	5	2-7/8	3-1/4	0106000GRY

Weight 12 oz.

360° LENSES - With Top Assembly



Color	Ht. Overall Inches	Dia. Opening Inches	Std. Pkg. - 1 Pc.
White	5-3/4	5-1/2	0249000CLR
Red	5-3/4	5-1/2	0249000RED
Green	5-3/4	5-1/2	0249000GRN
Yellow	5-3/4	5-1/2	0249000YLW
Gray	5-3/4	5-1/2	0249000GRY

Weight 1.6 Lbs.

SINGLE CONTACT PREFOCUS BULBS



Std. Pkg. 1 Pc.	C-8 Filament Clear - 12 Volts Amperage	Mfg. No.
0373001CLR	.25	25A/S8
0373002CLR	.55	55A/S8
0373003CLR	.77	77A/S8
0373004CLR	1.15	1.15A/S8
0373005CLR	2.03	2.03A/S8SCP

Weight 1 oz.

CLEAR MEDIUM PREFOCUS BULBS



Cat. No.	Volts	Wattage
0342000CLR	120	7.5
0342001CLR*	120	15
0342002CLR*	120	25
0342003CLR*	120	40
0342024CLR	24	55
0342004CLR*	120	60
0342RS4CLR**	120	60
0342220CLR	220	65

Standard Pkg. - 1 pc. - *OEM - 25 pcs available.
Weight 1 Pc.: 0.1 lbs. - Weight 25 pks: 3.5 lbs
**Designed for rough service.

DOUBLE CONTACT BAYONET BULBS



Clear Type T-8, C-8, Filament - 1-3/8 Inch L.C.L.

Std. Pkg. 1 Pc.	Voltage	Wattage	Candella
0374001CLR	12	30	24
0374002CLR	24	30	24
0374003CLR	32	30	24
0374004CLR	120	30	24

Weight 1 oz.

NOTE: BULBS MUST BE ORDERED IN STANDARD OR DEALER PACKAGE QUANTITIES ONLY!

BULBS FOR NAVIGATION LIGHTS UNDER 20 METERS (65.6 FT.) SEE PAGE 72

Visit www.perko.com for installation and technical drawings on most PERKO® products.

PERKO®

15 INCH HOUSING - FIG. 9304 (500 WATT), 110 OR 220 VAC POWER SUPPLY
19 INCH HOUSING - FIG. 9854 (1600 WATT), 220 OR 440 VAC POWER SUPPLY

XR Series Xenon Searchlights are designed and manufactured to meet the demanding needs of commercial marine applications. The short arc Xenon filled lamps produce an extremely bright and very white light which can be focused in the pilothouse into a narrow long range beam. The heavy duty head of the 1,600 watt light is a marine grade aluminum casting with integral cooling fins to assure cool operation at high output levels. The cast marine aluminum yoke & base are equally rugged. High quality Timkin bearings provide for smooth 380° rotation.

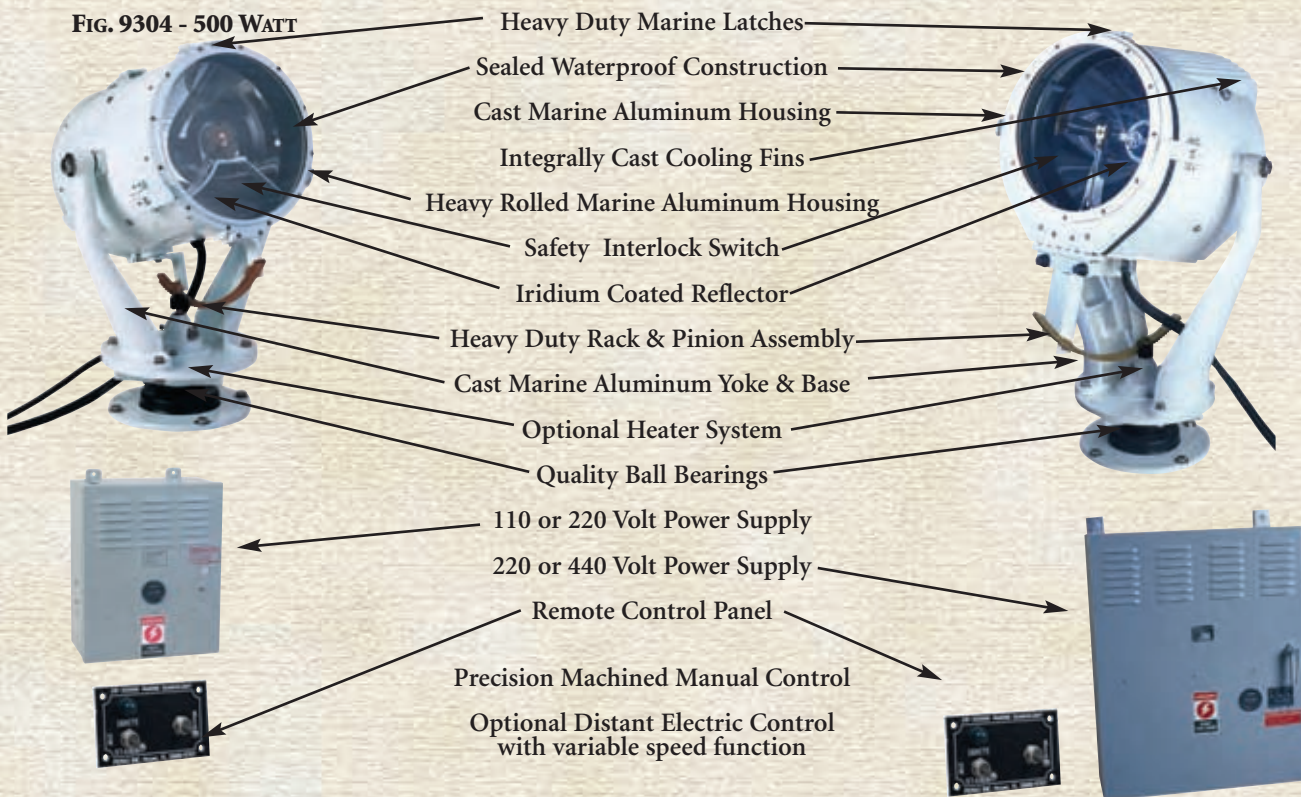
The XR Series model 9854 is available manually controlled with a traditional lever gear control system or remotely controlled with a distant electric control system. In addition, an optional heating capability is available to assure trouble free operation in areas of the world prone to icing conditions. The XR Series model 9854 searchlight can be operated continuously at 1,600 watts for maximum brightness providing in excess of 100,000,000 candlepower and up to 5.5 mile (IES Handbook) range.

The XR Series model 9304 searchlight can be operated continuously at 500 watts for a maximum brightness of 35,000,000 candlepower and over 3 mile (IES Handbook) range. An iridium coated precision reflector provides for maximum light output and sharp focus. The remote control panel controls lamp ignition (start-up) and focus from the pilot house. Superior cooling is provided by a heavy duty cooling fan which blows air across the lamp inside the sealed housing.

Both XR Series Searchlights include a single Xenon lamp. Perko offers a choice of several replacement lamps (800, 1,000 & 1,600 watt) which will operate for the 9854 series searchlight when the proper amperage settings have been chosen. For the 9304 series, a 500 watt Xenon lamp is the only available option.

FIG. 9854 - 1600 WATT


FIG. 9304 - 500 WATT



FIGS. 9304 & 9854 CONTROL TYPES

LEVER GEAR

Aim handle for horizontal position. Twist handle for vertical position.



REMOTE ELECTRIC

Joystick type controller with variable speed function for both horizontal & vertical positioning



FIG. 9304 (500 WATT) WITH 120 OR 220 VAC POWER SUPPLY

TECH INFO

Nominal Drum Diameter <u>Inches</u>	Nominal Searchlight Assembly Weight <u>Pounds</u>
13-3/4	71
Gross Shipping Weight <u>Including Crate</u>	<u>Pounds</u>
Searchlight	130
Power Supply	10
Control Rod & Tube	19
Base Diameter, 12 Inches.	



REMOTE DISTANT ELECTRIC CONTROL BASE

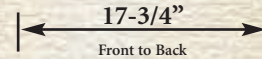


9551001 REMOTE CONTROL PANEL



HEAD, YOKE AND BASE ASSEMBLY

LEVER/GEAR CONTROL



13-3/4"



FIG. 9511 500 WATT POWER SUPPLY



9510010 CONTROL PANEL

69-1/2"

SEARCHLIGHTS

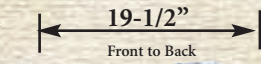

COMPLETE 9304 XR SERIES SEARCHLIGHTS

ORDERING INFO With Distant Electric Control Base			
Lamp Type & Lamp Size	Voltage	Catalog No. Without Heaters	Catalog No. With Heaters
500 Watt Xenon	120 VAC	9304E01WH5	9304EH1WH5
500 Watt Xenon	220 VAC	9304E02WH5*	9304EH2WH5*


ORDERING INFO With Lever/Gear Controls			
Lamp Type & Lamp Size	Voltage	Catalog No. Without Heaters	Catalog No. With Heaters
500 Watt Xenon	120 VAC	9304L01WH5	9304LH1WH5
500 Watt Xenon	220 VAC	9304L02WH5*	9304LH2WH5*

NOTE: Lamps are included with complete Searchlights.
* 500 Watt 220 Power Supply Ships 60hz unless 50hz is requested.

FIG. 9854 (1600 WATT) WITH 220 & 440 (3Ø) VAC POWER SUPPLY



LEVER/GEAR CONTROL



HEAD, YOKE AND BASE ASSEMBLY



FIG. 9521000 OPTICAL ASSY.

TECH INFO	
Nominal Drum Diameter Inches	Nominal Searchlight Assembly Weight Pounds
19	145
Gross Shipping Weight Including Crate	Pounds
Searchlight	266
Power Supply	246
Control Rod & Tube	16
Base Diameter, 12 Inches.	

REMOTE DISTANT ELECTRIC CONTROL BASE



FIG. 9512 POWER SUPPLY



9551001 REMOTE CONTROL PANEL



COMPLETE 9854 XR SERIES SEARCHLIGHTS



9510010 CONTROL PANEL

SEARCHLIGHTS

ORDERING INFO With Distant Electric Control Base			
Lamp Type & Lamp Size	Voltage	Catalog No. Without Heaters	Catalog No. With Heaters
800 Watt Xenon	220 VAC	9854E02WH8	9854EH2WH8
1000 Watt Xenon	220 VAC	9854E02WH0	9854EH2WH0
1600 Watt Xenon	220 VAC	9854E02WH6	9854EH2WH6
800 Watt Xenon	440 VAC	9854E04WH8	9854EH4WH8
1000 Watt Xenon	440 VAC	9854E04WH0	9854EH4WH0
1600 Watt Xenon	440 VAC	9854E04WH6	9854EH4WH6

ORDERING INFO With Manual Lever Control			
Lamp Type & Lamp Size	Voltage	Catalog No. Without Heaters	Catalog No. With Heaters
800 Watt Xenon	220 VAC	9854L02WH8	9854LH2WH8
1000 Watt Xenon	220 VAC	9854L02WH0	9854LH2WH0
1600 Watt Xenon	220 VAC	9854L02WH6	9854LH2WH6
800 Watt Xenon	440 VAC	9854L04WH8	9854LH4WH8
1000 Watt Xenon	440 VAC	9854L04WH0	9854LH4WH0
1600 Watt Xenon	440 VAC	9854L04WH6	9854LH4WH6

Lamps are included with complete searchlights.



XR SERIES XENON SEARCHLIGHTS BULBS & SPARE COMPONENTS

100th Year Anniversary Edition - 1907 to 2007



MAJOR COMPONENT ORDERING INFORMATION

Components used in the XR Series searchlights are available as spare parts. Detailed ordering information can be found in the operator's maintenance manual for each light. In addition, power supplies can be easily exchanged for factory-rebuilt models offering a low cost means of upgrading or repairing an older unit in the field.

A unique design feature of the 1600-watt light is the ease with which the optical assembly can be changed by removing a few bolts and easily accessible wires. With this feature, complete optical assemblies (both new and factory refurbished) are available to easily upgrade or refurbish an old unit in the field.

Replacement control components, manuals and tools to make adjustments and lamp changing easier are shown below.

SEARCHLIGHT HEAD AND OPTICAL COMPONENTS

Cat. No.	Description
9504000	Complete 15" Searchlight Head with Optical Assembly
9508000	15" Searchlight Yoke & Base Assy Only
9501000	Complete 19" Searchlight Head with Optical Assembly
9506000	19" Searchlight Yoke & Base Assy Only
9521000	Removable 1,600 Watt Optical Assembly

POWER SUPPLY COMPONENTS

Cat. No.	Description
9511000110	500 Watt-110 Volt Power Supply
9511000220	500 Watt-220 Volt Power Supply
9510000220	1,000 Watt-220 Volt (3Ø) Power Supply
9510000440	1,000 Watt-440 Volt (3Ø) Power Supply
9512000	1,600 Watt-220 Volt (3Ø) Power Supply
9514000	1,600 Watt-440 Volt (3Ø) Power Supply

METERS, GAUGES & CONTROL COMPONENTS

Cat. No.	Description
9530000	Std. Length Lever Gear Mechanical Controls for Fig. 9854
9551000	Remote Distant Electric Controls for Fig. 9854
9510009	Remote Ammeter
9510003	Hour Meter
9510010	Control Panel Assembly
9551001	Control Panel for Distant Electric Base and Slave Controller

ADDITIONAL COMPONENTS

Cat. No.	Description
9510001	Accessory Transformer
9510013	Main Power Transformer
9521009	Excitation Transformer
9521017	Injection Transformer
9510011	Power Supply Fan
9521008	Optical Assembly Fan
9521003	Spark Gap Assembly
9510005	Ignite Toggle Switch
9510006	Beam Focus Switch

SEARCHLIGHT TOOLS

Cat. No.	Description
9582001	9/64" Hex (Lamp Changing) Tool
9582002	500 Watt and 1KW Lamp Extractor Tool
9582003	1/4" x 10" Reflector Adjusting Wrench
9582005	Spare Emulator Kit for Fig. 9854 (See Manual Fig. 9581001 for item list)

MANUALS

Cat. No.	Description
9581001	Installation Manual - For Fig. 9854 Complete Searchlights
9581002	Installation Manual - For Fig. 9551 Remote Distant Electric Control Unit
9581003	Installation Manual - For Figs. 9501 & 9521 Head and Optical Assemblies
9581004	Installation Manual - For Fig. 9304 Complete Searchlights

SEARCHLIGHTS



XR SERIES XENON LAMPS ORDERING INFO AMPERAGE RATINGS

WARNING!!
Xenon lamps are filled with Xenon Gas under high pressure. They may explode in either hot or cold state, especially if dropped or mishandled. **ALWAYS** wear protective safety equipment (a protective face mask with neck guard, chest protector, heavy clothing and leather gloves) when handling a lamp.

Xenon Lamp Size	Catalog Number	Current Range	Recommended Operation	Candle Power	Range Miles
300 Watt*	9563000	12A - 16A	15A @ 20V	20,000,000	3.1
500 Watt*	9565000	20A - 30A	30A @ 15V	35,000,000	3.8
800 Watt	9568000	30A - 45A	37A @19V	65,000,000	4.5
1000 Watt	9560000	30A - 55A	50A @ 20V	80,000,000	5.1
1600 Watt	9566000	50A - 70A	65A @ 24V	100,000,000	5.5

* 300W and 500W lamps shown as replacements on earlier VARO 300W and 500W model searchlights only Not used on 9854 series searchlights.

PERKO Purchase Notification Purchase Price _____ Date Completed _____ Date of Purchase _____ Authorized Dealer _____ Motor Vessel Name _____ PERKO Inc. Miami, FL. 33169	PERKO Warranty Registration Purchase Price _____ Meter Reading _____ Date of Installation _____ Authorized Dealer _____ Motor Vessel Name _____ PERKO Inc. Miami, FL. 33169
---	--

LAMP WARRANTIES REQUIRE COMPLETION OF WARRANTY REGISTRATION FORMS SHORTLY AFTER PURCHASE AND INSTALLATION

NOTE: PERKO offers a limited warranty on both the shelf and operating life of the XR series Xenon lamps. Please see the XR series "Limited Eighteen (18) Month Warranty" for all explicit terms and conditions of this warranty. All XR series Xenon lamps are supplied with an adapter sized to fit XR series searchlights. Adapters for other searchlights can be manufactured upon request. Contact customer service for details.

CERTIFICATION:

• CE

1900 SERIES

ALL ALUMINUM - WHITE PERKO•KOTE FINISH

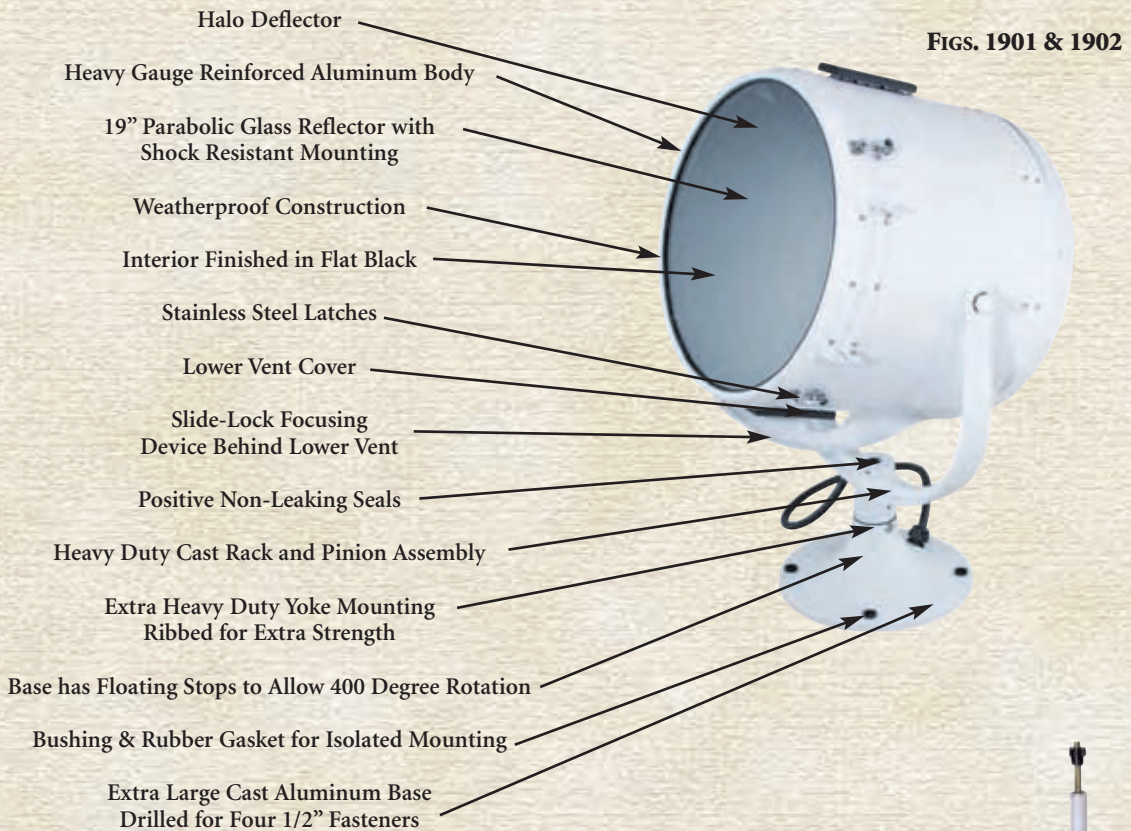
32, 120 OR 230 VOLTS

The 1900 Series - Solar-Ray® Searchlights are designed and built with the commercial user in mind where maximum size and brilliance count. These units are constructed of marine aluminum with heavy duty castings and heavy gauge reinforced bodies for extra durability. They are finished in our white PERKO•KOTE finish, an advanced process that eliminates the need for painting while providing a scratch resistant and chip-proof surface for painting when necessary to match the color of the vessel.

The 1900 Series is available with Deck, Wheel, Lever/Gear or Distant Electric Remote Controls. All models feature halo deflectors, parabolic glass mirror reflectors for maximum light output and ventilation covers for quick dissipation of heat to help prolong bulb life. Hinged front doors have quick release stainless steel latches to provide easy access for bulb replacement.

Bulbs are not included and must be ordered separately. PERKO offers a choice of the traditional incandescent or the brighter, more piercing quartz-halogen bulbs in a variety of voltages and wattages. For complete information on bulbs and candlepower output, see page 92.

“1900 Series” High Power Searchlight Features



DECK CONTROL
Equipped with handles on the rear cover for positioning.



FIG. 1922

WHEEL CONTROL
Turn upper wheel for horizontal position.
Turn lower wheel for vertical position.

CONTROL TYPES

DISTANT ELECTRIC CONTROL



FIG. 1925


LEVER/GEAR CONTROL
Aim handle for horizontal position. Twist handle for vertical position.



FIG. 1921

**FIG. 1902 LIGHT
SHOWN WITH FIG. 1921
LEVER/GEAR CONTROL**

20-3/4"



**WATER-PROOF
SEAL FOR GEAR
MECHANISM**

TECH INFO		
Nominal Drum Diameter Inches	Nominal Drum Weight Pounds	Nominal Control Weight Pounds
19	68	22
Base Diameter, 13 Inches.		

**FIG. 1902DE4 LIGHT
SHOWN WITH
FIG. 1925
DISTANT
ELECTRIC CONTROL**



**FIG. 1901
DECK CONTROL**

CERTIFICATION:

• CE

LAMP



INCANDESCENT



**FIG. 1902 LIGHT
SHOWN WITH FIG. 1922
WHEEL CONTROL
Distance Between Wheels,
2-1/2 Inches.**

ALL ALUMINUM - WHITE PERKO•KOTE FINISH

ORDERING INFO

Description	Catalog No.
Deck Control Searchlight Head Assembly*	1901004WHT
Wheel or Lever/Gear Control Searchlight Head Assembly (Requires Control Assembly Below)	1902004WHT
Searchlight Head Assembly For Distant Electric Control Base	1902DE4WHT
Wheel Control Assembly (For Above)	1922000WHT
Lever/Gear Control Assembly (For Above)	1921000WHT
Distant Electric Control Assembly (For Above)	1925000WHT

*Cannot Be Fitted With Alternate Controls.

Custom Control Lengths and Pedestal Heights Are Available. Price Upon Application. Specify Measurements.

BULBS ARE NOT INCLUDED IN LIGHTS (SEE PAGE 92)

BULB ORDERING INFORMATION FOR 19 INCH SEARCHLIGHTS

For best results, the bulb and reflector must be perfectly compatible; therefore be sure to specify the catalog number of the bulb desired. Peak candlepower is exceedingly sensitive to many factors, (i.e., a light source out of focus by 1/32 inch, under-voltage of only 4%, or differences between bulb manufacturers) which can cause a reduction of range of up to 20%. See below. For a more concentrated beam, longer range, brighter light and a longer life, we recommend the Quartz/Halogen bulbs.

Voltage	Approx. Range Miles*	Bulb Catalog Number	Bulb Type	Socket Type	Socket Code Letter	Wattage	Rated Life Hours**	Maximum Candlepower Output	Horizontal Beam Spread Degrees	Vertical Beam Spread Degrees	Mfg. Bulb Code
32	1-2/3	0806	Incandescent	Medium Screw	B	500	50	3,520,000	3.5	3.7	DLT
120	1-3/8	0837	Incandescent	Medium Prefocus	E	750	200	2,076,000	3.6	4.2	DDY
120	1-5/8	0845	Quartz/Halogen	Medium Prefocus	E	750	200	2,871,000	3.6	5.4	BTP
120	1-5/8	0807	Incandescent	Medium Prefocus	E	500	25	3,191,000	3.5	4.0	CZX
120	1-2/3	0859	Quartz/Halogen	Mogul Prefocus	M	2000	250	3,633,000	9.4	5.9	BVW
120	1-2/3	0847	Quartz/Halogen	Mogul Prefocus	M	1000	200	3,659,000	4.5	5.4	BVV
120	1-3/4	0844	Quartz/Halogen	Medium Prefocus	E	500	500	3,861,000	3.0	5.4	BTL
120	1-3/4	0809	Incandescent	Medium Prefocus	E	750	25	4,569,000	3.6	4.5	DDB
120	1-7/8	0846	Quartz/Halogen	Medium Prefocus	E	1000	200	4,601,000	4.5	5.4	BTR
120	2	0848	Quartz/Halogen	Mogul Prefocus	L	1500	300	5,596,000	5.9	5.7	DTA
120	2	0810	Incandescent	Medium Prefocus	E	1000	25	5,622,000	3.6	4.2	DRS
120	2	0839	Quartz/Halogen	2-Pin Prefocus	K	900	75	5,769,000	5.9	5.4	BVA
230	1-3/8	0860	Quartz/Halogen	Medium Prefocus	E	1000	950	2,162,000	7.9	6.5	FKD

*The approximate ranges listed above are based on photometric measurements of beam candlepower output under ideal conditions. Many factors such as atmospheric conditions, size and color of target, background, etc., may reduce effective range considerably; therefore, these figures are offered only as a guide to compare different bulb and voltage options.

PLEASE ORDER CAREFULLY, BULBS ARE NOT RETURNABLE.

**NOTE: These are the "Rated Average Laboratory Life in Hours" of the Bulb Manufacturer obtained in closely controlled laboratory life testing of groups of lamps at their design voltage. It is not necessarily the same as the service life where conditions such as shock, vibration, voltage fluctuation and environment may result in a shorter average attained life.

ELECTRIC SOCKET AND SUPPORT STAND ASSEMBLIES FOR 19 INCH SEARCHLIGHTS

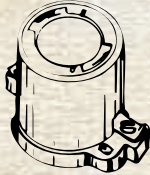
Solar-Ray® Searchlights include a socket and support stand based on the bulb or socket information given when ordering. The following chart makes it possible to order and stock different assemblies for field conversion, to meet a large variety of voltage and candlepower requirements with a minimum of inventory.

ORDERING INFO			
Socket Type	Socket Code	Socket & Stand Catalog Number	Height Stand Inches
Medium Screw	B	0872004	5-3/4
Medium Prefocus	E	0873004	5-7/16
Mogul Prefocus (1500 Watt)	L	1930004	3-5/8
Mogul Prefocus (1000 & 2000 Watt)	M	1931004	3-1/8
2-Pin Prefocus (900 Watt)	K	0880004	7-5/16

ORDERING INFO					
Fig. No.	Front Glass	Front Door with Glass	Rear Cover	Reflector*	Pinion Gear
1901	0889004CLR	1936000WHT	1932000WHT	0890004	----
1902	0889004CLR	1936000WHT	1933000WHT	0890004	0905

*Replacement Retaining Clips (Cat. No. 0911) for the Reflector Should Also Be Ordered When Ordering a Replacement Reflector to Assure a Proper Fit.

REPLACEMENT SOCKETS ORDERING INFO FOR 0800 SERIES AND 1900 SERIES SOLAR-RAY® SEARCHLIGHTS



Mogul Prefocus Socket
(Codes "L & M")
Catalog No. 0893.



Medium Screw Socket
(Code "B")
Catalog No. 0894.



Medium Prefocus Socket
(Code "E")
Catalog No. 0895.



Mogul Screw Socket
(Code "D")
Catalog No. 0897.

OLD SOCKET	NEW SOCKET
<p>2-Pin Prefocus Socket (Codes "F, G, H & I"*) Catalog No. 0899.</p>	<p>2-Pin Prefocus Socket (Code "F, G, H & I"*) Catalog No. 0899.</p>

OLD SOCKET	NEW SOCKET
<p>2-Pin Prefocus Socket (Code "K"**) Catalog No. 0866.</p>	<p>2-Pin Prefocus Socket (Code "K"**) Catalog No. 0866.</p>

*For Use In 10", 12" and 14" Searchlights Except When Catalog No. 0839, 900 Watt Bulb is Used.

**For Use In 12", 14" and 19" Searchlights Only When the Catalog No. 0839, 900 Watt Bulb is Used.

SEARCHLIGHTS

CERTIFICATION:

• CE

0800 SERIES
10", 12" OR 14"

CAST BRONZE AND HEAVY GAUGE BRASS
POLISHED CHROME OR WHITE PERKO•KOTE FINISH
12, 24, 32, 120 OR 230 VOLTS

The 0800 Series - Solar-Ray® Searchlights are available in 10", 12" and 14" sizes with your choice of Deck, Wheel, Lever/Gear Controls or DEC on 14 inch model. All models feature: halo deflectors, parabolic glass mirror reflectors for maximum light output and ventilation covers for quick dissipation of heat to help prolong bulb life. Hinged front doors have quick release stainless steel latches to provide easy access for bulb replacement. The 0800 Series models are also available in our white PERKO•KOTE finish, an advanced powder coating process that eliminates the need for painting while providing a scratch resistant and chip-proof surface for painting when necessary to match the color of the vessel.

Bulbs are not included and must be ordered separately. PERKO offers a choice of the traditional incandescent or the brighter, more piercing quartz-halogen bulbs in a variety of voltages and wattages to fit every need. For complete information on bulbs and candlepower output, see pages 102 & 103.



BULBS ARE NOT INCLUDED IN LIGHTS.

CONTROL TYPES

DECK CONTROL

Equipped with handles on the rear cover for positioning.




FIG. 0851

LEVER CONTROL

Aim handle for horizontal position. Move handle up and down for vertical position.



WHEEL CONTROL

Turn upper wheel for horizontal position. Turn lower wheel for vertical position.




FIG. 0852

LEVER/GEAR CONTROL

Aim handle for horizontal position. Twist handle for vertical position.



FIG. 0969

DISTANT ELECTRIC CONTROL
Joystick type controller for both horizontal & vertical positioning
(Only Available on the 0887)





DISTANT ELECTRIC CONTROL SOLAR-RAY® SEARCHLIGHT

100th Year Anniversary Edition - 1907 to 2007



0887 SERIES

FOR 12, 24 & 120 VOLT

CERTIFICATION:
• CE



TECH INFO		
Nominal Drum Diameter	Length Drum	Gross Shipping Weight
<u>Inches</u>	<u>Inches</u>	<u>Pounds</u>
14	17	68



DISTANT ELECTRIC CONTROL
Joystick type controller with variable speed control for both horizontal & vertical positioning



FIG. 0887 - STANDARD PEDESTAL WITH DEC BASE

ALL ALUMINUM - WHITE PERKO•KOTE FINISH

ORDERING INFO	
<u>Description</u>	<u>Catalog No.</u>
Searchlight Head Assembly w/ Distant Electric Control Base - 12 Volt	0887EA3WHT
Searchlight Head Assembly w/ Distant Electric Control Base - 24 Volt	0887EB3WHT
Searchlight Head Assembly w/ Distant Electric Control Base - 120 Volt	0887EC3WHT

BULBS ARE NOT INCLUDED IN LIGHTS (SEE PAGES 102 & 103)

SEARCHLIGHTS

CERTIFICATION:

• CE

0883 SERIES

10", 12" OR 14"

TECH INFO

"A" Nominal Drum Diameter Inches	"C" Length Drum Inches	Nominal Weight Pounds
10	13	28
12	15	38
14	17	45

LAMP



INCANDESCENT



FIG. 0883 - STANDARD PEDESTAL CHROME



FIG. 0883 - HIGH PEDESTAL CHROME



FIG. 0883 - MEDIUM PEDESTAL WHITE

A - Nominal drum diameter
C - Drum length
J - Overall height from mounting surface to top of searchlight

BULBS ARE NOT INCLUDED IN LIGHTS (SEE PAGES 102 & 103)

SEARCHLIGHTS

0883 SERIES

10", 12" OR 14"

ORDERING INFO

- NOTES: 1) These Searchlights Cannot Be Fitted With Controls
 2) Bulbs Must be Ordered Separately, Refer to Pages 102 and 103 for Ordering Information
 3) Refer to Worksheet on Page 104 For Help in Bulb Ordering

ORDERING INFO - STANDARD PEDESTAL

Nominal Reflector Size Inches	"J" Height Overall Inches	Polished Chrome Catalog No.	White PERKO•KOTE Catalog No.
10	20-1/8	08830P1CHR	08830P1WHT
12	22-1/8	08830P2CHR	08830P2WHT
14	25-1/8	08830P3CHR	08830P3WHT

Standard Pedestal Base Diameter, 7 Inches

ORDERING INFO - MEDIUM PEDESTAL

Nominal Reflector Size Inches	"J" Height Overall Inches	Polished Chrome Catalog No.	White PERKO•KOTE Catalog No.
10	27-1/2	0883MP1CHR	0883MP1WHT
12	29-1/2	0883MP2CHR	0883MP2WHT
14	32-1/2	0883MP3CHR	0883MP3WHT

Medium Pedestal Base Diameter, 8 Inches

ORDERING INFO - HIGH PEDESTAL

Nominal Reflector Size Inches	"J" Height Overall Inches	Polished Chrome Catalog No.	White PERKO•KOTE Catalog No.
10	44	0883HP1CHR	0883HP1WHT
12	46	0883HP2CHR	0883HP2WHT
14	49	0883HP3CHR	0883HP3WHT

High Pedestal Base Diameter, 8 Inches

**NOTE: Custom Pedestal Heights are Available.
 Price Upon Application.
 Specify the "J" Dimension for Custom Pedestal Height.**



CERTIFICATION:

• CE

0884 SERIES

10", 12" AND 14"

TECH INFO

"A" Nominal Drum Diameter Inches	"C" Length Drum Inches	Nominal Weight Pounds
10	13	28
12	15	38
14	17	45

LAMP



INCANDESCENT

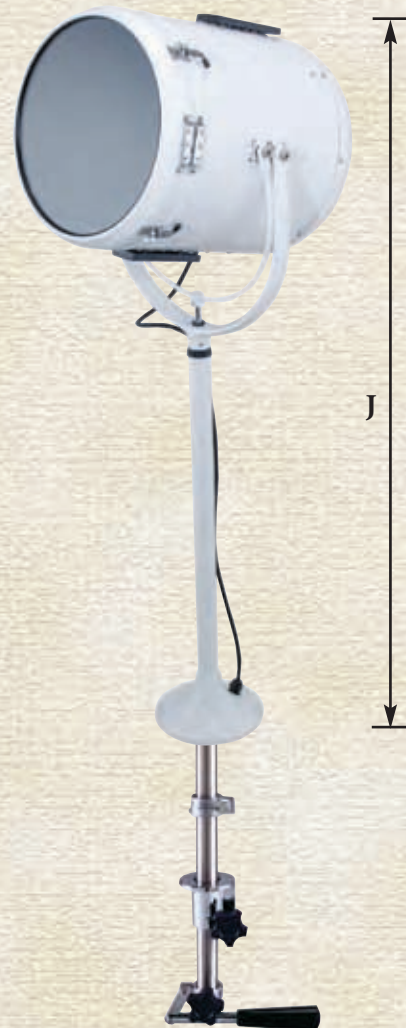
SEARCHLIGHTS



**FIG. 0884
STANDARD PEDESTAL**



**FIG. 0884
MEDIUM PEDESTAL**



**FIG. 0884
HIGH PEDESTAL**

- A - Nominal drum diameter
- C - Drum length
- J - Overall height from mounting surface to top of searchlight
- E - Control length

BULBS ARE NOT INCLUDED IN LIGHTS (SEE PAGES 102 & 103)

0884 SERIES

10", 12" AND 14"

ORDERING INFO

- NOTES: 1) Bulbs Must be Ordered Separately, Refer to Pages 102 and 103 for Ordering Information
 2) Refer to Worksheet on Page 104 For Help in Bulb Ordering

ORDERING INFO - STANDARD PEDESTAL HEAD ASSEMBLIES

Nominal Reflector Size Inches	"J" Height Inches	Polished Chrome Catalog No.	White PERKO•KOTE Catalog No.
10	20-1/8	08840P1CHR	08840P1WHT
12	22-1/8	08840P2CHR	08840P2WHT
14	25-1/8	08840P3CHR	08840P3WHT

Standard Pedestal Base Diameter, 7 Inches

ORDERING INFO - MEDIUM PEDESTAL HEAD ASSEMBLIES

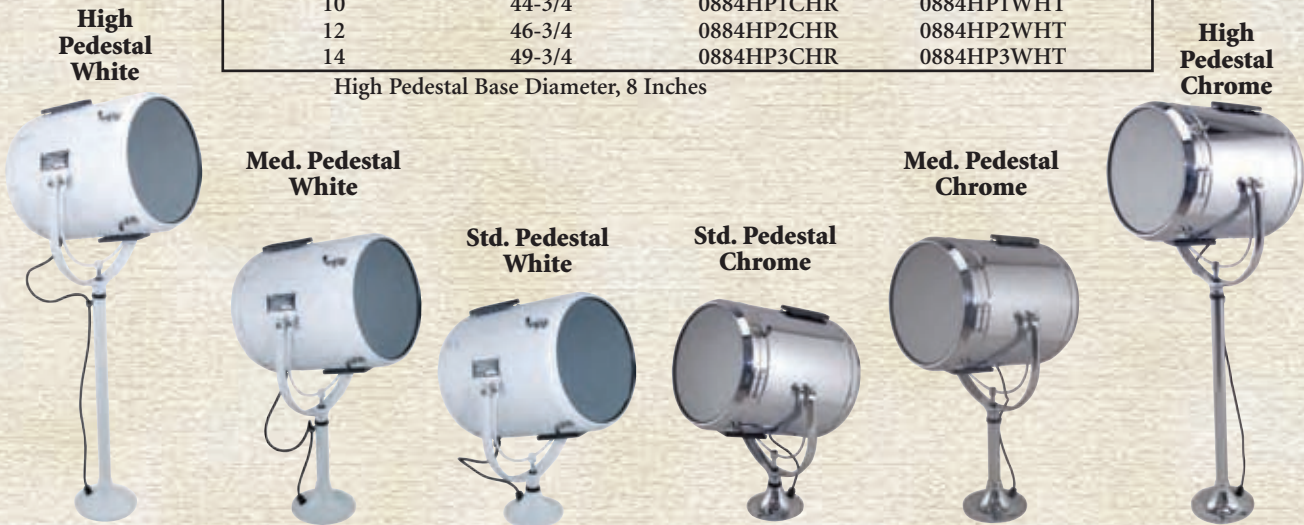
Nominal Reflector Size Inches	"J" Height Inches	Polished Chrome Catalog No.	White PERKO•KOTE Catalog No.
10	28-1/4	0884MP1CHR	0884MP1WHT
12	30-1/4	0884MP2CHR	0884MP2WHT
14	33-1/4	0884MP3CHR	0884MP3WHT

Medium Pedestal Base Diameter, 8 Inches

ORDERING INFO - HIGH PEDESTAL HEAD ASSEMBLIES

Nominal Reflector Size Inches	"J" Height Inches	Polished Chrome Catalog No.	White PERKO•KOTE Catalog No.
10	44-3/4	0884HP1CHR	0884HP1WHT
12	46-3/4	0884HP2CHR	0884HP2WHT
14	49-3/4	0884HP3CHR	0884HP3WHT

High Pedestal Base Diameter, 8 Inches



NOTE: Custom Pedestal Heights are Available. Price Upon Application. Specify the "J" Dimension for Custom Pedestal Height.

FIG. 0851 - LEVER CONTROL ASSEMBLIES

Control assemblies of different lengths may be interchanged on Solar-Ray® searchlights (Fig. 0884) of the same pedestal height. The following chart makes it possible to order and stock different lengths of these assemblies separately to offer a large variety of Solar-Ray® searchlights with a minimum of inventory. Custom Control Lengths are Available. Price Upon Application. Specify the "E" Dimension for Custom Control Lengths.

ORDERING INFO

"E" Length Control Inches	For Standard Pedestal	For Medium Pedestal	For High Pedestal Cat. No.	Nominal Weight Pounds
8-1/2	0851000*	0851M00*	0851H00*	6
15-1/2	08510A0	0851MA0	0851HA0	9
22-1/2	08510B0	0851MB0	0851HB0	12
29-1/2	08510C0	0851MC0	0851HC0	15

* Maximum Ceiling Thickness, 4-1/2 Inches

CERTIFICATION:

• CE

0885 SERIES

10", 12" AND 14"

TECH INFO

"A" Nominal Drum Diameter Inches	"C" Length Drum Inches	Nominal Weight Pounds
10	13	28
12	15	38
14	17	45

LAMP



INCANDESCENT

SEARCHLIGHTS



FIG. 0885
STANDARD PEDESTAL
SHOWN WITH WHEEL CONTROL



FIG. 0885
MEDIUM PEDESTAL
SHOWN WITH
LEVER/GEAR CONTROL



FIG. 0885
HIGH PEDESTAL
SHOWN WITH WHEEL CONTROL

- A - Nominal drum diameter
- C - Drum length
- E - Control Length (Lever/Gear Control)
- F - Control Length (Wheel Control)
- G - Distance Between Wheels, 2 Inches.
- J - Overall height from mounting surface to top of searchlight

BULBS ARE NOT INCLUDED IN LIGHTS (SEE PAGES 102 & 103)

0885 SERIES

10", 12" AND 14"

ORDERING INFO

- Notes: 1) Bulbs Must be Ordered Separately, Refer to Pages 102 and 103 for Ordering Information
2) Refer to Worksheet on Page 104 For Help in Bulb Ordering

STANDARD PEDESTAL SEARCHLIGHT HEAD ASSEMBLIES

Nominal Reflector Size Inches	"J" Height Inches	Polished Chrome Catalog No.	White PERKO•KOTE Catalog No.
10	20-1/8	08850P1CHR	08850P1WHT
12	22-1/8	08850P2CHR	08850P2WHT
14	25-1/8	08850P3CHR	08850P3WHT

Standard Pedestal Base Diameter, 7 Inches

MEDIUM PEDESTAL SEARCHLIGHT HEAD ASSEMBLIES

Nominal Reflector Size Inches	"J" Height Inches	Polished Chrome Catalog No.	White PERKO•KOTE Catalog No.
10	28-1/4	0885MP1CHR	0885MP1WHT
12	30-1/4	0885MP2CHR	0885MP2WHT
14	33-1/4	0885MP3CHR	0885MP3WHT

Medium Pedestal Base Diameter, 8 Inches

HIGH PEDESTAL SEARCHLIGHT HEAD ASSEMBLIES

Nominal Reflector Size Inches	"J" Height Inches	Polished Chrome Catalog No.	White PERKO•KOTE Catalog No.
10	44-3/4	0885HP1CHR	0885HP1WHT
12	46-3/4	0885HP2CHR	0885HP2WHT
14	49-3/4	0885HP3CHR	0885HP3WHT

High Pedestal Base Diameter, 8 Inches



SEARCHLIGHTS

NOTE: Custom Pedestal Heights are Available. Price Upon Application. Specify the "J" Dimension for Custom Pedestal Height.

CONTROL ASSEMBLIES - FIGS. 0852 & 0969

Control Assemblies of different lengths may be interchanged on Solar-Ray® searchlights (Fig. 0885) of the same pedestal height. The following chart makes it possible to order and stock different lengths of these assemblies separately to offer a large variety of Solar-Ray® Searchlights with a minimum of inventory.

ORDERING INFO WHEEL CONTROL - FIG. 0852

"F" Length Control Inches	For Standard Pedestal	For Medium Pedestal	For High Pedestal	Nominal Weight Pounds
7-1/2	0852000*	0852M00*	0852H00*	6
14-1/2	08520A0	0852MA0	0852HA0	9
21-1/2	08520B0	0852MB0	0852HB0	12
28-1/2	08520C0	0852MC0	0852HC0	15

*Maximum Ceiling Thickness, 3 Inches

ORDERING INFO LEVER/GEAR CONTROL - FIG. 0969

"E" Length Control Inches	For Standard Pedestal	For Medium Pedestal	For High Pedestal	Nominal Weight Pounds
8-1/2	0969000*	0969M00*	0969H00*	6
15-1/2	09690A0	0969MA0	0969HA0	9
22-1/2	09690B0	0969MB0	0969HB0	12
29-1/2	09690C0	0969MC0	0969HC0	15

*Maximum Ceiling Thickness, 3-1/2 Inches

NOTE: Custom Control Lengths are Available. Price Upon Application. Specify the "E" or "F" Dimension for Custom Control Lengths.

0800 SERIES - 10", 12" AND 14"

BULBS ARE NOT INCLUDED IN LIGHTS AND MUST BE ORDERED SEPARATELY.

For best results, the bulb and reflector must be perfectly compatible; therefore, be sure to specify the catalog number of the bulb desired. Peak candlepower is exceedingly sensitive to many factors, (i.e., a light source out of focus by 1/32 inch, under-voltage of only 4%, or differences between bulb manufacturers) which can cause a variation in range of up to 20%.

INCANDESCENT BULB ORDERING INFO

Bulb Catalog Number	Voltage	Wattage	Socket Type	Socket Code Letter	For Searchlight Sizes Inches	Rated* Life Hours	Mfg. Bulb Code
0806	32	500	Medium Screw	B	10, 12, 14	50	DLT
0807	120	500	Medium Prefocus	E	10, 12, 14	25	CZX/DAB
0809	120	750	Medium Prefocus	E	12, 14	25	DDB
0837	120	750	Medium Prefocus	E	12, 14	200	DGH
0810	120	1000	Medium Prefocus	E	12, 14	25	DRS
0811	120	1000	Mogul Screw	D	12, 14	50	DPT

For a More Concentrated Beam, Longer Range, Brighter Light and a Longer Life, We Recommend the Following Bulbs:

"QUARTZ" TUNGSTEN-HALOGEN BULB ORDERING INFO

Bulb Catalog Number	Voltage	Wattage	Socket Type	Socket Code Letter	For Searchlight Sizes Inches	Rated* Life Hours	Mfg. Bulb Code
0816	12	100	2-Pin Prefocus	F	10, 12, 14	50	FDT
0836	24	150	2-Pin Prefocus	G	10, 12, 14	50	DZE-FDS
0817	32	200	2-Pin Prefocus	H	10, 12, 14	200	1945
0844	120	500	Medium Prefocus	E	10, 12, 14	500	BTL
0820	120	600	2-Pin Prefocus	I	10, 12, 14	75	DYS
0845	120	750	Medium Prefocus	E	12, 14	200	BTP
0839	120	900	2-Pin Prefocus	K	12, 14	75	BVA
0846	120	1000	Medium Prefocus	E	12, 14	200	BTR
0860	230	1000	Medium Prefocus	E	12, 14	950	FKD

PLEASE ORDER CAREFULLY, BULBS ARE NOT RETURNABLE

*NOTE: These are the "Rated Average Laboratory Life in Hours" of the Bulb Manufacturer obtained in closely controlled laboratory life testing groups of lamps at their design voltage. It is not necessarily the same as the service life where conditions such as shock, vibration, voltage fluctuation and environment may result in a shorter average attained life.

ELECTRIC SOCKET AND SUPPORT STAND ASSEMBLIES

Solar-Ray® Searchlights include a socket and support stand assembly based on the bulb or socket information given when ordering. The following chart makes it possible to order and stock different socket and stand assemblies for field conversion to meet a large variety of voltage and candlepower requirements with a minimum of inventory.

ORDERING INFO

Socket Type (See Page 93 for Drawing)	Socket Code	For 10" Searchlights		For 12" Searchlights		For 14" Searchlights	
		Catalog Number	Height Stand Inches	Catalog Number	Height Stand Inches	Catalog Number	Height Stand Inches
Medium Screw	B	0872001	1-1/4	0872002	2-1/4	0872003	3-1/4
Medium Prefocus	E	0873001	1-5/16	0873002	1-15/16	0873003	2-15/16
Mogul Screw	D	-----	-----	0874002	7/16	0874003	1-1/4
2-Pin Prefocus (12 Volt)	F	0875001	3-1/2	0875002	4-1/2	0875003	5-1/2
2-Pin Prefocus (24 Volt)	G	0876001	3-1/4	0876002	4-1/4	0876003	5-1/4
2-Pin Prefocus (32 Volt)	H	0878001	3-1/4	0878002	4-1/4	0878003	5-1/4
2-Pin Prefocus (600 Watt)	I	0879001	3-1/8	0879002	4-1/8	0879003	5-1/8
2-Pin Prefocus (900 Watt)	K	-----	-----	0880002	3-13/16	0880003	4-13/16

NOTE: Refer to Page 93 for Spare/Replacement Electric Socket Only Ordering Information.



BULB TECHNICAL DATA FOR SOLAR-RAY® SEARCHLIGHTS

100th Year Anniversary Edition - 1907 to 2007



0800 SERIES

THE FOLLOWING CHART IS PROVIDED TO AID IN PROPER BULB SELECTION:

Searchlight Size Inches	Approximate Voltage	Approximate Range Miles*	Bulb Catalog Number	Bulb Wattage	Rated Life Hours**	Maximum Candlepower Output	Horizontal Beam Spread Degrees	Vertical Beam Spread Degrees
10"	12	1	0816	100	50	1,168,000	1.7	1.4
	24	1	0836	150	50	891,000	2.6	1.5
	32	3/4	0817	200	200	571,000	2.6	1.7
	32	1	0806	500	50	943,000	3.4	3.9
	120	1	0820	600	75	908,000	4.4	2.2
	120	1-1/8	0807	500	25	1,332,000	3.5	2.8
	120	1-1/8	0844	500	500	1,260,000	3.1	3.4
12"	12	1-1/4	0816	100	50	1,617,000	1.5	1.2
	24	1-1/8	0836	150	50	1,349,000	2.2	1.5
	32	7/8	0817	200	200	865,000	2.4	1.6
	32	1-1/8	0806	500	50	1,496,000	3.4	3.5
	120	1	0837	750	200	977,000	4.1	3.7
	120	1	0845	750	200	1,185,000	3.7	5.2
	120	1-1/8	0820	600	75	1,410,000	4.3	1.9
	120	1-1/4	0809	750	25	1,792,000	3.6	3.4
	120	1-1/4	0844	500	500	1,641,000	3.2	3.4
	120	1-1/4	0807	500	25	1,799,000	3.3	3.1
	120	1-1/4	0811	1000	50	1,816,000	4.0	4.9
	120	1-3/8	0810	1000	25	1,894,000	4.0	3.8
	120	1-3/8	0846	1000	200	1,911,000	3.9	5.0
	120	1-1/2	0839	900	75	2,482,000	4.5	5.5
230	7/8	0860	1000	950	865,000	6.9	5.9	
14"	12	1-1/4	0816	100	50	1,756,000	1.5	1.0
	24	1-1/8	0836	150	50	1,367,000	2.3	1.2
	32	1	0817	200	200	943,000	2.2	1.5
	32	1-1/8	0806	500	50	1,591,000	4.0	3.7
	120	1-1/8	0837	750	200	1,254,000	3.9	4.5
	120	1-1/8	0845	750	200	1,531,000	3.6	5.1
	120	1-1/4	0820	600	75	1,626,000	4.5	1.9
	120	1-3/8	0844	500	500	1,840,000	2.9	3.2
	120	1-3/8	0811	1000	50	2,249,000	4.0	5.1
	120	1-1/2	0807	500	25	2,353,000	3.2	3.2
	120	1-1/2	0809	750	25	2,422,000	3.7	4.0
	120	1-1/2	0846	1000	200	2,586,000	3.8	5.0
	120	1-1/2	0810	1000	25	2,621,000	4.0	4.5
	120	1-5/8	0839	900	75	2,889,000	4.5	5.2
230	1	0860	1000	950	1,021,000	7.7	6.2	

*The approximate ranges listed above are based on photometric measurements of beam candlepower output under ideal conditions. Many factors such as atmospheric conditions, size and color of target, background, etc., may reduce effective range considerably; therefore, these figures are offered only as a guide to compare different bulb and voltage options.

**NOTE: These are the "Rated Average Laboratory Life in Hours" of the Bulb Manufacturer obtained in closely controlled laboratory life testing of groups of lamps at their design voltage. It is not necessarily the same as the service life where conditions such as shock, vibration, voltage fluctuation and environment may result in a shorter average attained life.



2-PIN PREFOCUS



MOGUL SCREW



MEDIUM PREFOCUS



MEDIUM SCREW

0800 SERIES

- 1) Head Assembly Type: _____ }
 - a) For deck control - 0883
 - b) For lever control - 0884
 - c) For wheel and lever/gear control - 0885
- 2) Pedestal (overall) Height (see catalog page for details): _____ }
 - a) Standard - O
 - b) Medium - M
 - c) High - H

For custom pedestal height see no. 10 below.
- 3) Reflector Size: _____ }
 - a) 10 inch - 1
 - b) 12 inch - 2
 - c) 14 inch - 3
- 4) Finish: _____ }
 - a) PERKOPLATE (polished chrome) - CHR
 - b) PERKO-KOTE (white) - WHT
- 5) Control Type: _____ }
 - a) Lever control (For 0884 Head Assembly) - 0851
 - b) Wheel control (For 0885 Head Assembly) - 0852
 - c) Lever/Gear control (For 0885 Head Assembly) - 0969
- 6) Control Length (when necessary): _____ }
 - a) (8-1/2" for 0851 & 0969) or (7-1/2" for 0852) - 0
 - b) (15-1/2" for 0851 & 0969) or (14-1/2" for 0852) - A
 - c) (22-1/2" for 0851 & 0969) or (21-1/2" for 0852) - B
 - d) (29-1/2" for 0851 & 0969) or (28-1/2" for 0852) - C
- 7) Bulb Number (see pages 102 & 103 for details): _____ }

Bulb Cat. No. _____
- 8) Socket Type:Code: _____ }
 - a) Medium Screw "B"
 - b) Medium Prefocus..... "E"
 - c) Mogul Screw..... "D" (Not for use with 10 inch reflector.)
 - d) 2-Pin Prefocus (12 volt) "F"
 - e) 2-Pin Prefocus (24 volt) "G"
 - f) 2-Pin Prefocus (32 volt) "H"
 - g) 2-Pin Prefocus (600 Watt) "I"
 - h) 2-Pin Prefocus (900 watt) "K"

Socket Code _____
- 9) Custom control length: _____
Specify control length desired as measured from pedestal base to lower end of control assembly ("E" or "F" dimension).
- 10) Custom pedestal height: _____
Specify overall height of searchlight desired as measured from the top of the searchlight head to the bottom of the pedestal base ("J" dimension).

Head Assembly Cat. No. [] [] P [] [] []

Control Assembly Cat. No. [] [] [] [] 0

SEARCHLIGHTS

SPARE PARTS ORDERING INFO FOR 0800 SERIES SOLAR-RAY® SEARCHLIGHTS

Fig.	Size	Front Glass Cat. No.	Front Door with Glass Cat. No.	Rear Cover Cat. No.	Reflector* Cat. No.	Pinion Gear Cat. No.
0883	10"	0889001CLR	0891001CHR	0908001CHR	0890001	----
	12"	0889002CLR	0891002CHR	0908002CHR	0890002	----
	14"	0889003CLR	0891003CHR	0908003CHR	0890003	----
0884	10"	0889001CLR	0891001CHR	0902001CHR	0890001	----
	12"	0889002CLR	0891002CHR	0902002CHR	0890002	----
	14"	0889003CLR	0891003CHR	0902003CHR	0890003	----
0885	10"	0889001CLR	0891001CHR	0902001CHR	0890001	0905
	12"	0889002CLR	0891002CHR	0902002CHR	0890002	0905
	14"	0889003CLR	0891003CHR	0902003CHR	0890003	0905

NOTE: The Spare Part catalog numbers listed above are for the polished chrome (CHR) finish.
To order white finish, replace the "CHR" in the catalog number with the "WHT" finish code.

*Replacement Retaining Clips (Cat. No. 0910) For The Reflector Should Also Be Ordered When Ordering a Replacement Reflector To Assure a Proper Fit.



SOLAR-RAY® SEALED BEAM SEARCHLIGHTS

100th Year Anniversary Edition - 1907 to 2007



SEALED BEAM

FIGS. 0305 & 0313 SERIES
BRONZE BASE, BRASS BODY
POLISHED CHROME PLATED OR
WHITE PERKO•KOTE POWDER COATING
FOR 12, 24 OR 32 VOLTS

As seen in
1940 Catalog



CERTIFICATION:

• CE

DIMENSIONS (INCHES)

A	B	C	D	G	H
8	8-1/2	10	7	2	2-1/8

TECH INFO

Voltage	Wattage	Approximate Candlepower	Sealed Beam Range Miles	Sealed Beam Catalog No.
12	100	250,000	5/8	043300312V
24	450	470,000	3/4	043300324V
32	200	260,000	5/8	043300332V




FIG. 0305

ORDERING INFO - FIGS. 0305 & 0313 SEARCHLIGHT HEAD

Voltage	Head Only Polished Chrome For Lever Control	Head Only White PERKO•KOTE For Lever Control	Head Only Polished Chrome For Wheel or Lever/Gear Control	Head Only White PERKO•KOTE For Wheel or Lever/Gear Control
12	0305H12CHR	0305H12WHT	0313H12CHR	0313H12WHT
24	0305H24CHR	0305H24WHT	0313H24CHR	0313H24WHT
32	0305H32CHR	0305H32WHT	0313H32CHR	0313H32WHT

Nominal Weight - 20 lbs.

Fig. 0354 Front Bezel with Glass for Figs. 0305 & 0313, Specify Chrome or White.
 Fig. 0355 Rear Cover for Figs. 0305 & 0313, Specify Chrome or White.



FIG. 0313

FIGS. 0851, 0852 & 0969 - CONTROL ASSEMBLIES

STAINLESS STEEL TUBES WITH CHROME PLATED FITTINGS

Note: Lever Control (Fig. 0851) Fits Fig. 0305 Head Assemblies.
 Wheel Control (Fig. 0852) and Lever/Gear Control (Fig. 0969) Fit Fig. 0313 Head Assemblies.

ORDERING & TECH INFO

Control Length Inches	"E"		"F"		Nominal Weight Pounds
	"E" Lever Control	"E" Lever/Gear Control	"F" Wheel Control	"F" Wheel Control	
8-1/2	7-1/2	0851000*	0969000**	0852000***	6
15-1/2	14-1/2	08510A0	09690A0	08520A0	9
22-1/2	21-1/2	08510B0	09690B0	08520B0	12
29-1/2	28-1/2	08510C0	09690C0	08520C0	15

Maximum Ceiling Thickness,

* 0851: 4-1/2 Inches.

** 0969: 3-1/2 Inches.

*** 0852: 3 Inches.

Custom Lengths Available by Special Order.




FIG. 0969
LEVER/GEAR
CONTROL
FITS 0313 HEAD

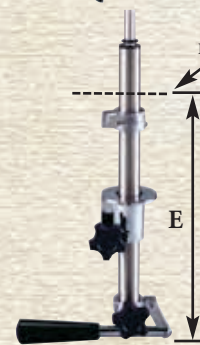


FIG. 0851
LEVER CONTROL
FITS 0305 HEAD




FIG. 0852
WHEEL CONTROL
FITS 0313 HEAD

SEARCHLIGHTS

FIG. 0314 - PILOT HOUSE CONTROL SEARCHLIGHT

CERTIFICATION:

- CE

CONSTRUCTION:

- CHROME PLATED OR WHITE POWDER COATED BRASS
- CORROSION RESISTANT, SPLASH PROOF CONSTRUCTION
- 7 & 8 INCH SEALED BEAM UNITS INCLUDED
- TIN PLATED ELECTRICAL CONTACTS AND WIRING
- LEVER ACTION, PILOT HOUSE CONTROL
- 380° HORIZONTAL MOVEMENT, 70° VERTICAL MOVEMENT
- LEVER HANDLE CONTROLS BOTH HORIZONTAL AND VERTICAL MOVEMENT
- FOR CEILING THICKNESSES OF UP TO 5"
- FOR 12, 24 OR 32 VOLTS



FIG. 0314
WHITE



FIG. 0314
CHROME

ORDERING & TECH INFO

Overall Length	Approx. Range	Beam Candle	Wattage	Chrome Catalog Number	White Catalog Number	Ship Wt. Carton Lbs. Std. Pkg.
7 Inch Head						
24	12	5/8	250,000	100	0314C0712V	0314W0712V
24	24	3/4	470,000	450	0314C0724V	0314W0724V
24	32	5/8	260,000	200	0314C0732V	0314W0732V
8 Inch Head						
26	12	3/4	500,000	250	0314C0812V	0314W0812V
26	24	3/4	500,000	600	0314C0824V	0314W0824V
26	32	3/4	500,000	600	0314C0832V	0314W0832V

Replacement Sealed Beam Information

7 Inch Head	8 Inch Head
12 Volt: 043300312V	12 Volt: 043300412V
24 Volt: 043300324V	24 Volt: 043300424V
32 Volt: 043300332V	32 Volt: Order 24V Sealed Beam. If converting from another voltage, order Internal Dropping Resistor (0314R3299A) in addition to the bulb.

LAMP



SEALED BEAM

FIGS. 0534, 0535 & 0538 - SEARCHLIGHTS



SEALED BEAM

CONSTRUCTION:

- CHROME PLATED BRASS HEAD
- FOR 12, 24 OR 32 VOLTS
- TUNGSTEN OR HALOGEN BULB
- SWITCH IN HEAD

FIG. 0534 - DECK CONTROL

- CHROME PLATED BRONZE BASE
- 7 INCH SEALED BEAM BULB INCLUDED

FIG. 0535 - PILOT HOUSE CONTROL

- CHROME PLATED BRONZE BASE
- 7 INCH SEALED BEAM BULB INCLUDED
- LEVER HANDLE CONTROLS BOTH HORIZONTAL AND VERTICAL MOVEMENT
- CONTROL LENGTH: 7-1/2 INCHES
- MAXIMUM CEILING THICKNESS: 4-1/2 INCHES

FIG. 0538 - DECK CONTROL

- CHROME PLATED BRASS BASE
- 4-1/2 INCH SEALED BEAM BULB INCLUDED

CERTIFICATION:

- CE



FIG. 0534



FIG. 0535



FIG. 0538

ORDERING & TECH INFO

Voltage	O.D. Bulb Inches	Approx. Range Miles	Beam Candlepower	Wattage	Height Overall Inches	Base Dimension Inches	Catalog Number	Ship Wt. Carton Lbs. Std Pkg.
12	7	5/8	250,000	100	12-1/2	4-7/8 x 3-1/8	053400312V	8.8
24	7	3/4	470,000	450	12-1/2	4-7/8 x 3-1/8	053400324V	8.9
32	7	5/8	260,000	200	12-1/2	4-7/8 x 3-1/8	053400332V	7.0
12	7	5/8	250,000	100	-----	4-7/8 x 3-1/8	053500312V	8.9
24	7	3/4	470,000	450	-----	4-7/8 x 3-1/8	053500324V	7.9
32	7	5/8	260,000	200	-----	4-7/8 x 3-1/8	053500332V	8.7
12	4-1/2	1/4	50,000	30	7-1/2	3-1/2 O.D.	0538000CHR	1.5
12	4-1/2	1/3	100,000	50	7-1/2	3-1/2 O.D.	0538H00CHR*	1.5

*NOTE: "H" in the Catalog Number Designates a Halogen Bulb.

FIG. 0440 - REMOVABLE DECK CONTROL SEARCHLIGHT



SEALED BEAM

CONSTRUCTION:

- CHROME PLATED BRASS HEAD AND BASE
- FOR 12 OR 32 VOLTS
- 4-1/2 OR 7 INCH SEALED BEAM BULB INCLUDED
- 8 FEET OF COILED CORD & CIGARETTE LIGHTER PLUG
- WATERTIGHT DECK CONNECTION
- SWITCH IN HEAD

ORDERING & TECH INFO

Voltage	O.D. Bulb Inches	Approx. Range Miles	Beam Candlepower	Wattage	Height Overall Inches	Catalog Number	Ship Wt. Carton Lbs. Std Pkg.
12	4-1/2	1/4	50,000	30	7-1/2	044000112V	2.4
12	4-1/2	1/3	100,000	50	7-1/2	0440H0112V*	2.4
12	7	5/8	250,000	100	10	044000312V	5.4
32	7	5/8	260,000	200	10	044000332V	5.6

Base Diameter, 2-1/8 Inches.

*NOTE: "H" in the Catalog Number Designates a Halogen Bulb.



FIG. 0440



As seen in 1958 Catalog



SPARE SEALED BEAM ORDERING INFORMATION

- 4-1/2 Inch Sealed Beam Unit: 043300112V.
- 4-1/2 Inch Halogen Sealed Beam Unit: 043500112V.
- 7 Inch Sealed Beam Unit (12 Volt): 043300312V.
- 7 Inch Sealed Beam Unit (24 Volt): 043300324V.
- 7 Inch Sealed Beam Unit (32 Volt): 043300332V.

FIG. 0174 - UNDERWATER LIGHT

CONSTRUCTION:

- POLISHED BRONZE WITH PLAIN BRONZE MOUNTING RING
- TWO BULB OPTIONS:
25° BEAM BULB (3000 CB CANDLE POWER)
40° BEAM BULB (1700 CB CANDLE POWER)
- 10 FEET OF 16/2 ELECTRICAL CABLE
- SAFETY SEAL DESIGN PREVENTS WATER INTRUSION IN THE EVENT OF GLASS BREAKAGE
- TERMINAL FOR BONDING WIRE



ORDERING INFO

Description	Bulb Beam	Dealer Pkg. 1 Pc. per Box	Ship Wt.
			Carton Lbs. Dealer Pkg.
Polished Brass	25° & 40°	0174DP1PLB*	4.2
Description	Bulb Beam	OEM Bulk Pkg. 1 Pc. per Box	Ship Wt.
			Carton Lbs. Dealer Pkg.
Polished Brass	25°	0174001PLB	4.2
Polished Brass	40°	0174002PLB	4.2

TECH INFO

- 12 Volt, 50W, 4.1 Amps
- 2 Bulb Options:
25° Beam
40° Beam
- 800 Lumens
- Lab Rated Bulb Life:
5000 Hrs**
- Length Overall: 6"
- Flange Dia: 3-3/4"
- Body Dia: 2"

* Dealer Package includes both bulbs
** In Accordance with ANSI Standards

2 Halogen Bulbs
50 Watt - 25° Beam
50 Watt - 40° Beam

SPARE PARTS ORDERING INFORMATION

Spare Mounting Ring: 0075009DPP.
12 Volt, 50 Watt, 25° Beam Bulb: 0077DP112V
12 Volt, 50 Watt, 40° Beam Bulb: 0077DP212V
Replacement Lens Kit (includes O-Rings): 0174DP1LNS
(24 Volt Bulb Options Available)

IGNITION PROTECTED Power Relay for use up to 4 lights: (12volt) 0061DP1RLY or (24 volt) 0061DP2RLY

LIGHTING FIXTURES, BULBS, ELECTRICAL AND BATTERY SWITCHES

FIG. 1156 - L.E.D. CEILING MOUNT UTILITY LIGHT

CONSTRUCTION:

- CHROME PLATED BRASS BEZEL & WHITE PLASTIC BASE
- STAINLESS STEEL BEZEL & WHITE PLASTIC BASE OR
- WHITE PERKO•KOTE BRASS & WHITE PLASTIC BASE

USES LESS THAN HALF THE ENERGY DRAW OF STANDARD LIGHTS!



FIG. 1156

ORDERING INFO

	Dealer Pkg. 5 Cards	OEM Bulk Package	Ship Wt. Carton Lbs.
Finish	1 Pc. per Card	10 Pcs.	DP/OEM Bulk
Chrome	1156DP112V	115600112V	1.2/2.5
Stainless Steel	1156DP1STS	1156001STS	1.2/2.5
White	1156DP1WHT	1156001WHT	1.2/2.5

TECH INFO

12 Volt L.E.D.
O.D. Overall: 3"
Depth: 1"
Installs in 2-1/8" Dia. Hole
Screw Size: #8

FIG. 0145 - L.E.D. SURFACE MOUNT UTILITY LIGHT

CAMO

VERSION AVAILABLE
See Page 243

CONSTRUCTION:

- MOLDED WHITE PLASTIC
- DIFFUSED LIGHT COVER



FIG. 0145

ORDERING INFO

	Dealer Pkg. 10 Cards	OEM Bulk Pkg.	Ship Wt. Carton Lbs.
1 Pc. per Card	100 Pcs.	DP/OEM Bulk	
0145DP0NYN	0145000NYN	0.7/1.9	

TECH INFO

12 Volt L.E.D.
Length Overall: 1-7/8"
Width: 9/16"
Screw Size: #6

FIGS. 0137/0140 - SURFACE MOUNT UTILITY LIGHTS

CONSTRUCTION:

- FIG. 0137 - MOLDED BLACK PLASTIC
- SHIELDED LIGHT COVER
- FIG. 0140 - MOLDED WHITE PLASTIC
- DIFFUSED LIGHT COVER

CAMO

VERSION AVAILABLE
See Page 243

CERTIFICATION:

- CE



FIG. 0137

12 VOLT, 1 WATT BULB INCLUDED



FIG. 0140

ORDERING INFO

	Dealer Pkg. 10 Cards	OEM Bulk Pkg.	Ship Wt. Carton Lbs.
1 Pc. per Card	100 Pcs.	DP/OEM Bulk	
0137DP0BLK	0137000BLK	0.7/2.2	
0140DP0NYN	0140000NYN	0.7/1.9	

TECH INFO

12 Volt
Length Overall: 1-7/8"
Width: 9/16"
Screw Size: #6



Fig. 1149



Fig. 1146
CHROME



Fig. 1146
WHITE

FIG. 1149 - CLEAR BACK UTILITY LIGHT

CONSTRUCTION:

- CHROME PLATED BRASS OR STAINLESS STEEL
- CLEAR PLASTIC BACK
- 12 VOLT BULB INCLUDED,
24 OR 32 VOLT WITH BULB CHANGE

The clear back allows light to shine both inside and outside of the mounting location.

Ideal for mounting on center consoles, storage lockers, cabinets and electronics boxes.




Diagram of center console mount

ORDERING INFO

Finish	Dealer Pkg.	OEM Bulk	Ship Wt.
	5 Cards	Package	Carton Lbs.
Chrome	1 Pc. per Card	25 Pcs.	DP/OEM Bulk
Stainless Steel	1149DP112V	114900112V	1.4/5.1
	1149DP1STS	1149001STS	1.4/5.1

TECH INFO

12 Volt
O.D. Overall: 3"
Depth: 1"
Installs in 2-1/8" Dia. Hole
Screw Size: #8

SPARE PARTS ORDERING INFORMATION

12 Volt Bulbs (2 Per Card): 0070DP0CLR. Socket Assembly: 114900099B.
24 Volt Bulbs (2 Per Card): 0067DP1CLR. Lens with Gasket: 1146DP099A.
32 Volt Bulbs (2 Per Card): 0070DP2CLR. Mounting Flange: 094600099C

CERTIFICATION:

- CE

FIG. 1146 - "REDUCED GLARE" DESIGN COCKPIT LIGHT

CONSTRUCTION OPTIONS:

- CHROME PLATED BRASS OR STAINLESS STEEL WITH BLACK PLASTIC BASE
- WHITE PLASTIC WITH BLACK PLASTIC BASE
- 12, 24 OR 32 VOLT BULB INCLUDED
- DESIGNED TO DIRECT 80% OF THE LIGHT DOWNWARD, THUS REDUCING COCKPIT GLARE

ALSO AVAILABLE IN

MARINIUM
See Pg. 248

ORDERING INFO

Finish	Voltage	Dealer Pkg.	OEM Bulk	Ship Wt.
		5 Cards	Package	Carton Lbs.
Chrome	12	1 Pc. per Card	25 Pcs.	DP/OEM Bulk
Chrome	24	1146DP112V	114600112V	1.4/5.1
Chrome	24	1146DP224V	114600224V	1.4/5.1
Chrome	32	1146DP332V	114600332V	1.4/5.1
Stainless Steel	12	1146DP1STS	1146001STS	1.4/5.1
Stainless Steel	24	1146DP2STS	1146002STS	1.4/5.1
Stainless Steel	32	1146DP3STS	1146003STS	1.4/5.1
White	12	1146DP1WHT	1146001WHT	1.5/4.1
White	24	1146DP2WHT	1146002WHT	1.5/4.1
White	32	1146DP3WHT	1146003WHT	1.5/4.1

TECH INFO

12, 24 or 32 Volt
O.D. Overall: 3"
Depth: 1"
Installs in 2-1/8" Dia. Hole
Screw Size: #8

SPARE PARTS ORDERING INFORMATION

12 Volt Bulbs (2 Per Card): 0070DP0CLR. Socket Assembly: 114600099B.
24 Volt Bulbs (2 Per Card): 0067DP1CLR. Lens with Gasket: 1146DP099A.
32 Volt Bulbs (2 Per Card): 0070DP2CLR. Mounting Flange: 094600099C

FIG. 1044 - INCANDESCENT LIGHT WITH SNAP ON FRONT COVER

CONSTRUCTION:

- BLACK OR WHITE MOLDED PLASTIC
- SNAP-ON FRONT COVER CONCEALS MOUNTING SCREWS
- DIFFUSION LENS
- FLUSH MOUNTING
- EASY INSTALLATION

12 VOLT, 3 WATT INCANDESCENT BULB

NO. 1 SUPPLIED WITH 1/4" SPADE CONNECTORS

NO. 2 SUPPLIED WITH 7" PIG TAIL WIRE LEADS



Spade Connectors (#1 Style)



Pig Tail Leads (#2 Style)

CERTIFICATION:

- CE



FIG. 1044 BLACK



FIG. 1044 WHITE

ORDERING INFO				
Color	Connection	Dealer Pkg.	OEM	Ship Wt.
		10 Cards 1 Pc. per Card	Bulk Pkg. 100 Pcs.	Carton Lbs. DP/OEM Bulk Pkg.
Black	Spade	1044DP1BLK	1044001BLK	1.1/6.0
Black	Pig Tail	1044DP2BLK	1044002BLK	1.2/7.2
White	Spade	1044DP1WHT	1044001WHT	1.1/6.1
White	Pig Tail	1044DP2WHT	1044002WHT	1.2/7.1

TECH INFO
12 Volt, 3 Watt Incandescent Bulb
Length: 2-1/4"
Width: 2-1/4"
Installs in 1-3/4" Dia. Hole
Screw Size: #6



STANDARD INCANDESCENT BULB VERSION

SPARE PARTS ORDERING INFORMATION
Bulbs (2 Per Card): 1044DP099A.

FIG. 1074 - L.E.D. UTILITY LIGHT WITH SNAP ON FRONT COVER

CONSTRUCTION:

- BLACK OR WHITE MOLDED PLASTIC
- SNAP-ON FRONT COVER CONCEALS MOUNTING SCREWS
- DIFFUSION LENS
- FLUSH MOUNTING
- EASY INSTALLATION

12 VOLT L.E.D.

USES LESS THAN HALF THE ENERGY DRAW OF STANDARD LIGHTS

SUPPLIED WITH 7" PIG TAIL WIRE LEADS



Pig Tail Leads (#2 Style)



FIG. 1074 BLACK



FIG. 1074 WHITE

ORDERING INFO				
Color	Connection	Dealer Pkg.	OEM	Ship Wt.
		10 Cards 1 Pc. per Card	Bulk Pkg. 100 Pcs.	Carton Lbs. DP/OEM Bulk Pkg.
Black	Pig Tail	1074DP2BLK	1074002BLK	1.2/7.0
White	Pig Tail	1074DP2WHT	1074002WHT	1.2/7.0

TECH INFO
12 Volt L.E.D.
Length: 2-1/4"
Width: 2-1/4"
Installs in 1-3/4" Dia. Hole
Screw Size: #6



L.E.D. VERSION

CERTIFICATION:

• CE

FIG. 0300 - SURFACE MOUNT DOME LIGHT
FIG. 1253 - EXTERIOR SURFACE MOUNT DOME LIGHT



FIG. 0300



FIG. 1253

CONSTRUCTION:

- FIG. 0300 - CHROME PLATED ZINC ALLOY
- FIG. 1253 - IVORY PERKO•KOTE ZINC ALLOY
- DOUBLE CONTACT BAYONET SOCKET
- BLACK VINYL MOUNTING GASKET
- PUSH SWITCH WITH WATER RESISTANT BOOT
- 12 VOLT BULB INCLUDED

ORDERING & TECH INFO

O.D. Globe Inches	O.D. Base Inches	Depth Overall Inches	Wattage of Bulb Supplied	Maximum Wattage	Dealer Pkg. - 5 Cards 1 Pc. per Card	OEM Bulk Pkg. 10 Pcs.	Screw Size	Ship Wt. Carton Lbs. DP/OEM Bulk
3	3-3/4	1-1/2	7	11	0300DP0CHR	0300000CHR*	10 R.H.	3.1/10.1
4	5	1-7/8	11	17	0300DP1CHR	0300001CHR	10 R.H.	4.8/8.7
5	6	2	17	17	0300DP2CHR	0300002CHR	12 R.H.	6.6/11.5
4	5	1-7/8	11	17	1253DP1WHT	1253001WHT	10 R.H.	4.7/8.4
5	6	2	17	17	1253DP2WHT	1253002WHT	12 R.H.	6.6/11.3

*OEM Bulk Pkg., 20 Pcs.

SPARE PARTS ORDERING INFORMATION

Bulbs (2 per card) for Size #0: 0337011DP. Switch: 0701DP.
 Bulbs (2 per card) for Size #1: 0337012DP. Socket: 0024DP1.
 Bulbs (2 per card) for Size #2: 0337013DP. Globe: 0257DP, Specify Size.

NOTE: TO USE FIGS 0300 (SIZE 1 OR SIZE 2) & 1253 IN A 24 VOLT SYSTEM, ORDER REPLACEMENT BULB (1 PER CARD): 0337014DP.

CERTIFICATION:

• CE

FIG. 1263 - EXTERIOR SURFACE MOUNT DOME LIGHT WITH RED & WHITE BULBS

CONSTRUCTION:

- IVORY PERKO•KOTE ZINC ALLOY
- THREE POSITION TOGGLE SWITCH
- 12 VOLT BULBS INCLUDED



FIG. 1263

ORDERING INFO

Wattage of Bulbs Supplied	Maximum Wattage	Dealer Pkg. 5 Cards 1 Pc. per Card	OEM Bulk Pkg. 10 Pcs.	Ship Wt. Carton Lbs. DP/OEM Bulk
11/18	11/18	1263DP1WHT	1263001WHT	4.9/8.4

TECH INFO

12 Volt
 O.D. Globe: 4"
 O.D. Base: 5"
 Depth: 1-7/8"
 Screw Size: #10 R.H.

SPARE PARTS ORDERING INFORMATION

Clear Bulbs (2 per card): 0337012DP Three Position Toggle Switch: 1263DP099A
 Red Bulbs (2 per card): 0337R12DP Socket: 0024DP1
 Globe: 0257DP4

FIG. 1258 - ROUND SURFACE MOUNT DOME LIGHT
FIG. 1260 - SQUARE SURFACE MOUNT DOME LIGHT

CONSTRUCTION:

- CHROME PLATED ZINC ALLOY
- WHITE TRANSLUCENT PLASTIC GLOBE
- PUSH SWITCH WITH WATER RESISTANT BOOT
- 12 VOLT, 10 WATT BULB INCLUDED



FIG. 1258



FIG. 1260

CERTIFICATION:

- CE

ORDERING & TECH INFO

	Dimensions	Depth Overall	Maximum	Dealer Pkg.	OEM	Screw	Ship Wt.
	Inches	Inches	Wattage	5 Cards	Bulk Pkg.	Size	Carton Lbs.
				1 Pc. per Card	10 Pcs.		DP/OEM Bulk
Round	3-3/4	1-1/4	10	1258DP2CHR	1258002CHR	8 R.H.	3.0/5.1
Square	3-5/8 x 4-1/4	1-1/4	10	1260DP2CHR	1260002CHR	8 R.H.	3.3/6.0

SPARE PARTS ORDERING INFORMATION

Bulbs (2 per card): 0070DP0CLR. Switch: 0701DP.
 Globe Fig. No. 1258: 0244002WHT. Globe Fig. No. 1260: 0245002WHT.

NOTE: To Use These Lights in a 24 Volt System, Order Replacement Bulbs (2 per card): 0067DP1CLR.

FIG. 0555 - SURFACE MOUNT DOME LIGHT

CONSTRUCTION:

- CHROME PLATED BRONZE
- FOR SYSTEMS UP TO 50 VOLTS
- TWIN DOUBLE CONTACT BAYONET SOCKETS
- TOGGLE SWITCH, BULBS NOT INCLUDED
- WILL ACCOMMODATE BULBS UP TO 20 WATTS EACH



As seen in 1932 Catalog

ALSO AVAILABLE IN

 See Pg. 248

CERTIFICATION:

- CE



FIG. 0555

ORDERING & TECH INFO

O.D. Globe	O.D. Base	Depth	Standard	Screw	Ship Wt.	Carton Lbs.
Inches	Inches	Inches	Pkg. - 1 Pc.	Size	Standard	Pkg.
6	7-7/8	3-1/8	0555000CHR	8	4.4	


SPARE PARTS ORDERING INFORMATION

Switch: 0514DP. Globe: 0257DP6. Socket: 0276000.
 Refer to Page 117 for Bulb Selection.

FIG. 0753 - SURFACE MOUNT DOME LIGHT

CONSTRUCTION:

- CHROME PLATED WROUGHT BRASS
 - MEDIUM SCREW SOCKET, TOGGLE SWITCH
 - BULBS NOT INCLUDED
 - FOR SYSTEMS UP TO 50 VOLTS
- SIZE NO. 1 HAS ONE SOCKET AND SWITCH
 WILL ACCOMMODATE ONE BULB UP TO 50 WATTS
- SIZE NO. 2 HAS TWO SOCKETS AND SWITCHES
 WILL ACCOMMODATE TWO BULBS UP TO 25 WATTS EACH



As seen in 1938 Catalog

CERTIFICATION:

- CE



FIG. 0753

ORDERING & TECH INFO

O.D. Glass	O.D. Base	Depth	Standard	Screw	Ship Wt.
Inches	Inches	Inches	Pkg. - 1 Pc.	Size	Carton Lbs.
8	9-1/2	4	0753001CHR	10 R.H.	2.9
8	9-1/2	4	0753002CHR	10 R.H.	3.0

SPARE PARTS ORDERING INFORMATION

Switch, Cat. No. 0514DP. Socket: 1323.
 Flat Lens For Newer 0753 Style (4" Depth): 0132FLTRFD.
 Curved Lens For Older 0753 Style (3" Depth): 0132CVDTRFD.
 Refer to Page 117 for Bulb Selection.

CERTIFICATION:

• CE



FIG. 0217

FIG. 0217 - BULKHEAD LIGHT FIXTURE

CONSTRUCTION:

- CHROME PLATED ZINC ALLOY
- MEDIUM SCREW SOCKET
- TURN SWITCH

**FOR SYSTEMS UP TO 50 VOLTS
BULB NOT INCLUDED**

ORDERING & TECH INFO

Dimensions Base Inches	Projection Less Bulb Inches	Dealer Pkg. - 5 Cards 1 Pc. per Card	Screw Size	Ship Wt. Carton Lbs. Dealer Pkg.
2-1/2 x 1-3/4	2-5/8	0217DP0CHR	6 R.H.	3.0

SPARE PARTS ORDERING INFORMATION

Bulb Socket Assembly with Switch and Knob: 0223.
Refer to Page 117 for Bulb Selection.

CERTIFICATION:

• CE



FIG. 1303 BLACK



FIG. 1303 WHITE

FIG. 1303 - BULKHEAD LIGHT FIXTURE

CONSTRUCTION OPTIONS:

- BLACK MOLDED PLASTIC
- WHITE MOLDED PLASTIC

**FOR SYSTEMS UP TO 50 VOLTS
BULB NOT INCLUDED**

**SIZE NO. 1 HAS DOUBLE CONTACT BAYONET SOCKET
WILL ACCOMMODATE A BULB UP TO 24 WATTS**

**SIZE NO. 2 HAS MEDIUM SCREW SOCKET
WILL ACCOMMODATE A BULB UP TO 40 WATTS**

ORDERING & TECH INFO

Dimensions Wall Plate Inches	Normal Projection Inches	Length Shade Inches	Black Std. Pkg. - 1 Pc. OEM Pkg. - 10 Pcs.	White Std. Pkg. - 1 Pc. OEM Pkg. - 10 Pcs.	Screw Size	Ship Wt. Carton Lbs. Std. Pkg/OEM Bulk
4-1/2 x 3-1/4	4-3/8	3	1303001BLK	1303001WHT	8	0.4/4.0
4-1/2 x 3-1/4	5	4-1/2	1303002BLK	1303002WHT	8	0.5/4.4

SPARE PARTS ORDERING INFORMATION

Refer to Page 117 for Bulb Selection: Size 1: 0337, Size 2: 0340
Switch: 0701DP.

FIG. 1040 - ADJUSTABLE SPREADER LIGHT

CONSTRUCTION:

- MOLDED BLACK PLASTIC BODY
- CHROME PLATED BRASS MOUNTING BRACKET
- SCREW-IN LENS RETAINING RING FOR EASE OF RE-BULBING
- 12, 24 OR 32 VOLT SEALED BEAM UNIT INCLUDED

ORDERING INFO

Voltage	Dealer Pkg. 1 Pc. per Card	Cards	OEM	Ship Wt.
		Per Pkg.	Bulk Pkg. 10 Pcs.	Carton Lbs. DP/OEM Bulk Pkg.
12	1040DP112V	5	104000112V	8.1/13.5
24	1040DP224V	2	104000224V	3.4/13.5
32	1040DP332V	2	104000332V	3.4/13.5

TECH INFO

12, 24 or 32 Volt
O.D.: 4-1/2"
Depth: 4-1/2"
Dimensions Bracket:
4-1/2" x 1"
Screw Size: #12 R.H.

CERTIFICATION:

- CE



FIG. 1040

SPARE PARTS ORDERING INFORMATION

Sealed Beam Unit (12 Volt): 043200112V.
Sealed Beam Unit (24 Volt): 043200224V.
Sealed Beam Unit (32 Volt): 043200332V.

FIG. 0280 - ADJUSTABLE SPREADER LIGHT

CONSTRUCTION:

- CHROME PLATED BRASS
- 12, 24 OR 32 VOLT SEALED BEAM UNIT INCLUDED

ORDERING INFO

Voltage	Dealer Pkg. 1 Pc. per Card	Cards	OEM	Ship Wt.
		Per Pkg.	Bulk Pkg. 10 Pcs.	Carton Lbs. DP/OEM Bulk Pkg.
12	0280DP112V	5	028000112V	6.5/10.1
24	0280DP224V	2	028000224V	2.7/10.1
32	0280DP332V	2	028000332V	2.8/10.1

TECH INFO

12, 24 or 32 Volt
O.D.: 4-5/8"
Depth: 2-1/2"
Dimensions Bracket:
5-3/8" x 3/4"
Screw Size: #12 R.H.

CERTIFICATION:

- CE



FIG. 0280

SPARE PARTS ORDERING INFORMATION

Sealed Beam Unit (12 Volt): 043200112V.
Sealed Beam Unit (24 Volt): 043200224V.
Sealed Beam Unit (32 Volt): 043200332V.

FIG. 0265 - FIXED SPREADER LIGHT

CONSTRUCTION:

- CHROME PLATED BRONZE
- 12 VOLT, 10 WATT BULB INCLUDED

ORDERING INFO

Dealer Pkg. 5 Pcs. 1 Pc. per Pkg.	OEM Bulk Pkg. 10 Pcs.	Ship Wt. Carton Lbs. DP/OEM Bulk Pkg.
0265DP0CHR	0265000CHR	2.2/3.4

TECH INFO

12 Volt
O.D.: 2-3/4"
Depth: 1-3/8"
Screw Size: #6

CERTIFICATION:

- CE



FIG. 0265

SPARE PARTS ORDERING INFORMATION

Bulbs (2 per card): 0070DP0CLR.
Socket Assembly: 026500099A.
Lens with O-Ring: 0284DP0CLR.

CERTIFICATION:

- CE



FIG. 1254

FIG. 1254 - ADJUSTABLE UTILITY LIGHT

CONSTRUCTION:

- CHROME PLATED ZINC ALLOY
- SHIELD SWIVELS TO CHANGE POSITION
- 12 VOLT, 7 WATT BULB INCLUDED

ORDERING INFO

Dealer Pkg. 5 Cards 1 Pc. per Card 1254DP0CHR	Ship Wt. Carton Lbs. Dealer Pkg. 2.7
--	---

TECH INFO

12 Volt O.D. Overall: 2-5/8" Length Neck: 3/4" O.D. Neck: 7/8" Screw Size: #6

SPARE PARTS ORDERING INFORMATION

Bulbs (2 per card): 0337011DP. Socket: 0024DP1.

CERTIFICATION:

- CE



FIG. 0318

FIG. 0318 - SURFACE MOUNT LIGHT

CONSTRUCTION:

- WHITE TRANSLUCENT PLASTIC COVER
- WHITE PERKO•KOTE CAST ZINC ALLOY BASE WITH INTEGRAL JUNCTION BOX
- DUAL VOLTAGE, FOR 12 AND 120 VOLTS
- DOUBLE CONTACT BAYONET SOCKETS
- COMPLETE WITH TWO 12 VOLT, 11 WATT AND TWO 120 VOLT, 15 WATT BULBS

ORDERING INFO

Dealer Pkg. 5 Cards 1 Pc. per Card 0318DP	OEM Bulk Pkg. 10 Pcs. 0318A00	Ship Wt. Carton Lbs. DP/OEM Bulk 9.4/18.5
--	-------------------------------------	--

TECH INFO

12 & 120 Volt Length: 9-3/4" Width: 3-1/2" Depth: 1-7/8" Screw Size: #10
--

SPARE PARTS ORDERING INFORMATION

12 Volt Bulbs (2 per card): 0337012DP. Socket: 0024DP1.
120 Volt Bulbs (2 per card): 0337023DP. Globe: 0318A0099D.
Switches with Square Buttons (1 Each High and Low): 0318A0099E.

CERTIFICATIONS:

- UL Listed Std. 1598
- CE



FIG. 1087

FIGS. 1087 & 1090 - VAPOR PROOF LIGHT FIXTURES

CONSTRUCTION:

- SATIN FINISH DIE CAST ALUMINUM WITH GLASS GLOBE
- INTEGRAL JUNCTION BOX WITH FOUR 1/2 INCH I.P.S. FITTINGS
- MEDIUM SCREW SOCKET FOR BULBS UP TO 100 WATTS
- BULB NOT INCLUDED



FIG. 1090

**FIG. 1087 - CEILING MOUNT
FIG. 1090 - BULKHEAD MOUNT**

ORDERING & TECH INFO

O.D. Box Inches	Length Overall Inches	Projection Inches	Standard Pkg. - 1 Pc.	Bolt Size	Ship Wt. Carton Lbs. Standard Pkg.
3-3/4	9-1/2	---	1087000ALU	1/4	3.2
3-3/4	10	7	1090000ALU	1/4	3.9

Note: These Fixtures are listed in accordance with UL Standard 1598, "UL Standard for Safety for Luminaries". Not evaluated for use in hazardous or explosive atmospheres.

SPARE PARTS ORDERING INFORMATION

Guards: 108700099A and 109000099A. Sockets: 108700099B and 109000099B.
Globes: 108700099C and 109000099C. Refer to Page 117 for Bulb Selection.



SPARE BULBS FOR UTILITY LIGHTS

100th Year Anniversary Edition - 1907 to 2007



FIG. 0432 - SEALED BEAM UNIT

ORDERING & TECH INFO						
Nominal Voltage	Wattage	Amps	Standard Pkg. 1 Piece	Bulb Length Inches	Mfg. Lamp No.	Ship Wt. Carton Lbs. Standard Pkg.
12	35	3	043200112V	2-3/4	4406	0.5
24	50	2	043200224V	2-3/4	4593	0.5
32	60	2	043200332V	2-3/4	4350	0.5



FIG. 0432

FIG. 0337 - DOUBLE CONTACT BAYONET BASE BULB

CLEAR

ORDERING & TECH INFO							
Nominal Voltage	Wattage	Amps	Dealer Pkg. 5 Cards	Bulbs per Card	Bulb Diameter Inches	Mfg. Lamp No.	Ship Wt. Carton Lbs. Dealer Pkg.
12	7	.58	0337011DP	2	3/4	90	0.3
12	11	.94	0337012DP	2	3/4	1004	0.4
12	18	1.53	0337R12DP*	2	1	1142R	0.4
12	17	1.44	0337013DP	2	1	1142	0.4
24	15	.63	0337014DP	1	1	306	0.4
32	13	.40	0337018DP	1	3/4	624	0.3
32	14	.43	0337019DP	1	1	1228	0.4
32	21	.66	0337020DP	1	1	1692	0.4
32	24	.74	0337021DP	1	1-3/8	1054	0.4
120	15	---	0337023DP	2	7/8	15T7	0.5



FIG. 0337

* Red Bulb

FIGS. 0067 & 0070 - DOUBLE ENDED FESTOON BULBS

CLEAR

NICKEL PLATED BRASS CAPS

ORDERING & TECH INFO						
Nominal Voltage	Wattage	Amps	Dealer Pkg. 5 Cards 2 Bulbs per Card	Bulb Diameter Inches	Bulb Length Inches	Ship Wt. Carton Lbs. Dealer Pkg.
12	10	.74	0070DP0CLR	3/8	1-11/16	0.2
12	15	.97	0070DP1CLR	9/16	1-11/16	0.2
24	10	.42	0067DP1CLR	3/8	1-11/16	0.2



FIG. 0070

FIG. 0340 - MEDIUM SCREW BASE BULB

ORDERING & TECH INFO							
Nominal Voltage	Wattage	Amps	Standard Pkg. 6 Bulbs	Type	L.C.L. Inches	Mfg. Lamp No.	Ship Wt. Carton Lbs. Std. Pkg.
12	15	1.25	0340005FRD	A-17	2-3/8	15-A	0.5
12	25	2.08	0340006FRD	A-19	2-9/16	25-A	0.7
12	50	4.16	0340007FRD	A-21	3-7/16	50-A21	0.8
32	15	.47	0340011FRD	A-17	2-3/8	15-A	0.5
32	25	.78	0340012FRD*	A-19	2-9/16	25-A	0.4
32	50	1.56	0340013FRD*	A-21	3-7/16	50-A21	0.2



FIG. 0340

*Standard Pkg. - 2 Bulbs

NOTE: FOR HIGH POWER BULBS AND SEALED BEAM UNITS FOR SEARCHLIGHTS, SEE SEARCHLIGHT SECTION.

ELECTRIC BULBS ARE NOT RETURNABLE. ORDER CAREFULLY.

NOTE: BULBS MUST BE ORDERED IN STANDARD OR DEALER PACKAGE QUANTITIES ONLY!

BULBS FOR NAVIGATION LIGHTS SEE PAGES 72 AND 85

Visit www.perko.com for installation instructions and technical drawings on most PERKO® products.

PERKO®

ON JANUARY 31, 1977 THE U.S.C.G. PUBLISHED SAFETY STANDARDS FOR MARINE ELECTRICAL SYSTEMS. THESE STANDARDS COVER SUCH TECHNICAL DETAILS AS:

- BATTERIES AND ASSOCIATED CONDUCTORS
- CONDUCTOR SIZE AND AMPACITY
- STRAIN RELIEF AND PULL TESTS
- TERMINATION REQUIREMENTS
- OVERCURRENT PROTECTION
- IGNITION PROTECTION
- GROUNDING
- INSULATION

A particular electrical component may be affected by some or all of the above categories. Those categories related to product design have been complied with, however, many additional details must be considered by the installer of the equipment as well in order to achieve compliance with this standard. It is suggested that the actual standard be familiarized when installing equipment. Perhaps one of the most critical requirements is ignition protection. A product that is marked "Ignition Protected" can be used in that area of a boat that is not isolated from a gasoline fuel vapor source. Refer to the actual standard for a determination of what parts of a boat require Ignition Protected products.

If a product is not plainly marked "Ignition Protected" then assume it is not.

FOR DETAILS ON ALL OF THE ABOVE, OBTAIN THE FOLLOWING:
 U.S.C.G. SAFETY STANDARDS FOR ELECTRICAL SYSTEMS
 CFR TITLE 33, CHAPTER 1, SUBCHAPTER S, PART 183, SUBPART I

NEW COMPACT, MEDIUM DUTY BATTERY SWITCHES

- REQUIRES 1/3RD LESS SPACE TO MOUNT
- HIGHER RATING THAN POPULAR 8500 SERIES SWITCHES
- NEW SMOOTH ROTARY ACTION



- POPULAR 90° EASY TO IDENTIFY POSITION ROTATION
- ON/OFF & SELECTOR VERSIONS
- LOCKING & NON-LOCKING MODELS



Same Mounting Hole Locations

8500 Series Footprint



LIGHTING FIXTURES, BULBS, ELECTRICAL AND BATTERY SWITCHES



COMPACT BATTERY SELECTOR & MAIN DISCONNECT SWITCHES

100th Year Anniversary Edition - 1907 to 2007



IGNITION PROTECTED

PROTECTED BY THE FOLLOWING U.S. PATENTS; DESIGN 260,637 - 4,280,028 - 4,424,424

FOR USE WITH 12, 24 AND 32 VOLT MARINE ELECTRICAL SYSTEMS

HIGHER RATING THAN POPULAR 8500 SERIES SWITCHES

SAME BOLT PATTERNS AS POPULAR 8500 SERIES
SMOOTH, POSITIVE POSITION SELECTOR

CERTIFICATIONS:

- UL Listed Std. 1107
- CE



FIG. 8511 - COMPACT, MEDIUM DUTY BATTERY SELECTOR SWITCH

FIG. 8512 - COMPACT, MEDIUM DUTY BATTERY SELECTOR SWITCH WITH KEY LOCK



FIG. 8511



FIG. 8512

ORDERING & TECH INFO

	Dealer Pkg. 5 Pcs.	OEM Bulk Pkg. 25 Pcs.	Diameter Inches	Depth Inches	Ship Wt. Carton Lbs. DP/OEM Bulk	Alternator Field Disconnect
Features	1 Pc. per Pkg.	25 Pcs.	Inches	Inches	DP/OEM Bulk	Disconnect
w/o Key Lock	8511DP	8511	4-3/4	1-7/8	4.9/21.9	No
With Key Lock	8512DP	8512	4-3/4	1-7/8	5.2/23.1	No

IGNITION PROTECTED

PROTECTED BY THE FOLLOWING U.S. PATENTS; DESIGN 260,637 - 4,280,028 - 4,424,424

FOR USE WITH 12, 24 AND 32 VOLT MARINE ELECTRICAL SYSTEMS

HIGHER RATING THAN POPULAR 8500 SERIES SWITCHES

SAME BOLT PATTERNS AS POPULAR 8500 SERIES
SMOOTH, POSITIVE POSITION SELECTOR

CERTIFICATIONS:

- UL Listed Std. 1107
- CE



FIG. 9611 - COMPACT, MEDIUM DUTY MAIN BATTERY DISCONNECT SWITCH

FIG. 9612 - COMPACT, MEDIUM DUTY MAIN BATTERY DISCONNECT SWITCH WITH KEY LOCK



FIG. 9611



FIG. 9612

ORDERING & TECH INFO

	Dealer Pkg. 5 Pcs.	OEM Bulk Pkg. 25 Pcs.	Diameter Inches	Depth Inches	Ship Wt. Carton Lbs. DP/OEM Bulk	Alternator Field Disconnect
Features:	1 Pc. per Pkg.	25 Pcs.	Inches	Inches	DP/OEM Bulk	Disconnect
w/o Key Lock	9611DP	9611	4-3/4	1-7/8	4.6/20.0	No
With Key Lock	9612DP	9612	4-3/4	1-7/8	4.8/21.5	No

CERTIFICATIONS:

- UL Listed Std. 1107
- CE



IGNITION PROTECTED

PROTECTED BY THE FOLLOWING U.S. PATENTS; DESIGN 260,637 - 4,280,028 - 4,424,424

FOR USE WITH 12, 24 AND 32 VOLT MARINE ELECTRICAL SYSTEMS
CAPACITY - 250 AMPS CONTINUOUS, 360 AMPS INTERMITTENT

FIG. 8501 - MEDIUM DUTY BATTERY SELECTOR SWITCH

FIG. 8502 - MEDIUM DUTY BATTERY SELECTOR SWITCH WITH KEY LOCK

FIG. 8503 - MEDIUM DUTY BATTERY SELECTOR SWITCH

WITH ALTERNATOR FIELD DISCONNECT

FIG. 8504 - MEDIUM DUTY BATTERY SELECTOR SWITCH

WITH ALTERNATOR FIELD DISCONNECT AND KEY LOCK

When used with Non-Unitized Alternators, these models will interrupt the field current (reducing the possibility of damage) if turned "OFF" with the engine running.



FIG. 8501



FIG. 8503



FIG. 8502



FIG. 8504



FIG. 0462 SPACER
FOR LARGE CABLES

ORDERING & TECH INFO

Features	Dealer Pkg.	OEM	Diameter	Depth	Ship Wt.	Alternator
	5 Pcs.	Bulk Pkg.				
	1 Pc. per Pkg.	25 Pcs.	Inches	Inches	Carton Lbs.	Disconnect
w/o Key Lock	8501DP*	8501	5-1/4	2-5/8	5.0/22.3	No
With Key Lock	8502DP	8502	5-1/4	2-5/8	5.2/23.3	No
w/o Key Lock	8503DP	8503	5-1/4	2-5/8	5.0/22.2	Yes
With Key Lock	8504DP	8504	5-1/4	2-5/8	5.4/24.0	Yes
Type	Dealer Pkg.	OEM	Length	Width	Height	Ship Wt.
	5 Cards	Bulk Pkg.				
	1 Pc. per Card	25 Pcs.	Inches	Inches	Inches	DP/OEM Bulk
Spacer	0462DP0RED	0462000RED	13-3/4	1/4	5/8	0.9/2.7

* 25 Pack Master Carton Available

LIGHTING FIXTURES, BULBS, ELECTRICAL AND BATTERY SWITCHES



MEDIUM DUTY MAIN BATTERY DISCONNECT SWITCHES

100th Year Anniversary Edition - 1907 to 2007



IGNITION PROTECTED

PROTECTED BY THE FOLLOWING U.S. PATENTS; DESIGN 260,637 - 4,280,028 - 4,424,424

FOR USE WITH 12, 24 AND 32 VOLT MARINE ELECTRICAL SYSTEMS
CAPACITY - 250 AMPS CONTINUOUS, 360 AMPS INTERMITTENT

CERTIFICATIONS:

- UL Listed Std. 1107
- CE

FIG. 9601 - MEDIUM DUTY MAIN BATTERY DISCONNECT SWITCH

FIG. 9602 - MEDIUM DUTY MAIN BATTERY DISCONNECT SWITCH WITH KEY LOCK

**FIG. 9603 - MEDIUM DUTY MAIN BATTERY DISCONNECT SWITCH
WITH ALTERNATOR FIELD DISCONNECT**

**FIG. 9604 - MEDIUM DUTY MAIN BATTERY DISCONNECT SWITCH
WITH ALTERNATOR FIELD DISCONNECT AND KEY LOCK**

When used with Non-Unitized Alternators, these models will interrupt the field current (reducing the possibility of damage) if turned "OFF" with the engine running.



FIG. 9601



FIG. 9603



FIG. 9602



FIG. 9604

ORDERING & TECH INFO

	Dealer Pkg. 5 Pcs.	OEM Bulk Pkg. 25 Pcs.	Diameter Inches	Depth Inches	Ship Wt. Carton Lbs. DP/OEM Bulk Pkg.	Alternator Field Disconnect
Features:	1 Pc. per Pkg.	25 Pcs.				
W/O Keylock	9601DP	9601	5-1/4	2-5/8	4.6/20.4	No
With Key lock	9602DP	9602	5-1/4	2-5/8	5.0/21.5	No
W/O Keylock	9603DP	9603	5-1/4	2-5/8	4.5/21.3	Yes
With Key lock	9604DP	9604	5-1/4	2-5/8	5.0/21.3	Yes
Type	Dealer Pkg. 5 Cards 1 Pc. per Card	OEM Bulk Pkg. 25 Pcs.	Length Inches	Width Inches	Height Inches DP/OEM Bulk	Ship Wt. Carton Lbs.
Spacer	0462DPORED	0462000RED	13-3/4	1/4	5/8	0.9/2.7



FIG. 0462 SPACER
FOR LARGE CABLES

LIGHTING FIXTURES, BULBS, ELECTRICAL AND BATTERY SWITCHES

CERTIFICATIONS:

- UL Listed Std. 1107
- CE



IGNITION PROTECTED

PROTECTED BY THE FOLLOWING U.S. PATENTS; DESIGN 260,637 - 4,280,028 - 4,424,424

FIG. 8603 - HEAVY DUTY BATTERY SELECTOR SWITCH WITH ALTERNATOR FIELD DISCONNECT

FOR USE WITH 6, 12, 24 AND 32 VOLT MARINE ELECTRICAL SYSTEMS
CAPACITY - RATED 380 AMPS CONTINUOUS,
850 AMPS INTERMITTENT (5 MINUTES ON, 5 MINUTES OFF)



FIG. 8603

ORDERING & TECH INFO

Dealer Pkg. 2 Pcs. 1 Pc. per Pkg.	Diameter Inches	Depth Inches	Ship Wt. Carton Lbs. Dealer Pk.	Alternator Field Disconnect
8603DP	5-1/4 sq.	3-3/8	5.0	Yes

CERTIFICATIONS:

- UL Listed Std. 1107
- CE



IGNITION PROTECTED

PROTECTED BY THE FOLLOWING U.S. PATENTS; DESIGN 260,637 - 4,280,028 - 4,424,424

FIG. 9703 - HEAVY DUTY BATTERY DISCONNECT SWITCH WITH ALTERNATOR FIELD DISCONNECT

FOR USE WITH 6, 12, 24 AND 32 VOLT MARINE ELECTRICAL SYSTEMS
CAPACITY - RATED 450 AMPS CONTINUOUS,
1200 AMPS INTERMITTENT (15 SECONDS ON, 5 MINUTES OFF)



FIG. 9703

ORDERING & TECH INFO

Dealer Pkg. 2 Pcs. 1 Pc. per Pkg.	Diameter Inches	Depth Inches	Ship Wt. Carton Lbs. Dealer Pk.	Alternator Field Disconnect
9703DP	5-1/4 sq.	3-3/8	5.0	Yes



BATTERY SWITCH TECHNICAL INFORMATION

100th Year Anniversary Edition - 1907 to 2007



BATTERY DISCONNECT SWITCHES HELP MANAGE THE OVERALL USE OF ELECTRICAL POWER ONBOARD. THEY ARE USED TO CONNECT OR DISCONNECT ELECTRICAL DEVICES FROM THE ELECTRICAL SYSTEM. THEY HELP TO PREVENT BATTERY DRAIN DURING PERIODS OF INACTIVITY. THEY ALLOW FOR A QUICK AND EASY WAY TO SHUT DOWN THE ENTIRE ELECTRICAL SYSTEM IN AN EMERGENCY. AN OPTIONAL KEY LOCK HELPS TO PREVENT UNAUTHORIZED USE OF THE VESSEL.

IN ADDITION TO DOING EVERYTHING A BATTERY DISCONNECT SWITCH DOES, BATTERY SELECTOR SWITCHES PERMIT BATTERY SELECTION (OF TWO OR MORE BATTERIES) FOR SPECIFIC PURPOSES INCLUDING STARTING ENGINES, RUNNING ACCESSORIES OR EVEN RECHARGING. THEY ALLOW FOR THE USE OF ONE OR MORE BATTERIES IN SYSTEMS WITH ONE OR MORE ENGINES AND FACILITATE PUTTING BATTERIES IN PARALLEL FOR EMERGENCY STARTING WHEN ONE OR BOTH BATTERIES ARE SUBSTANTIALLY DISCHARGED.

ALL PERKO BATTERY DISCONNECT SWITCHES AND BATTERY SELECTOR SWITCHES ARE UL LISTED, IGNITION PROTECTED AND CE APPROVED. THIS MEANS THEY HAVE BEEN TESTED AND CERTIFIED BY A RESPECTED OUTSIDE AGENCY, ARE DESIGNED TO BE USED SAFELY IN A BILGE WHERE EXPLOSIVE FUMES MAY BE PRESENT AND MEET ALL THE REQUIREMENTS FOR USE AND SALE THROUGHOUT THE WORLD.

PERKO BATTERY SWITCHES ARE DESIGNED FOR SURFACE MOUNTING. STANDARD DUTY SWITCHES HAVE A BRIGHT RED POLY-CARBONATE HOUSING FOR SAFETY WITH A LARGE EASY-TO-TURN BLACK KNOB. THE HOUSING OF THE HEAVY DUTY SWITCHES ARE RED FIBER-REINFORCED POLYCARBONATE. SELECTOR SWITCHES ARE DESIGNED WITH A "MAKE BEFORE BREAK" FEATURE. THIS ALLOWS SWITCHING BETWEEN THE "1", THE "ALL" AND THE "2" POSITIONS WHILE THE ENGINE IS RUNNING. MODELS WITH AN "ALTERNATOR FIELD DISCONNECT" FEATURE OFFER PROTECTION FOR NON-UNITIZED ALTERNATORS SHOULD THE SWITCH ACCIDENTALLY BE TURNED TO THE "OFF" POSITION WITH THE ENGINE RUNNING.

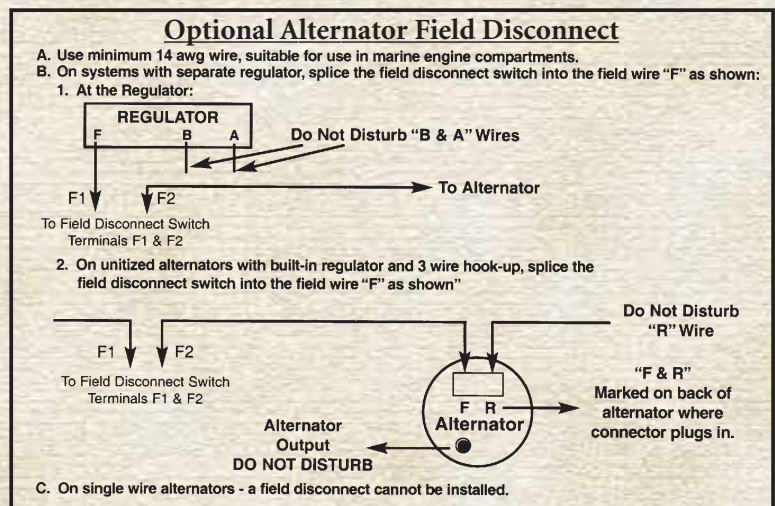
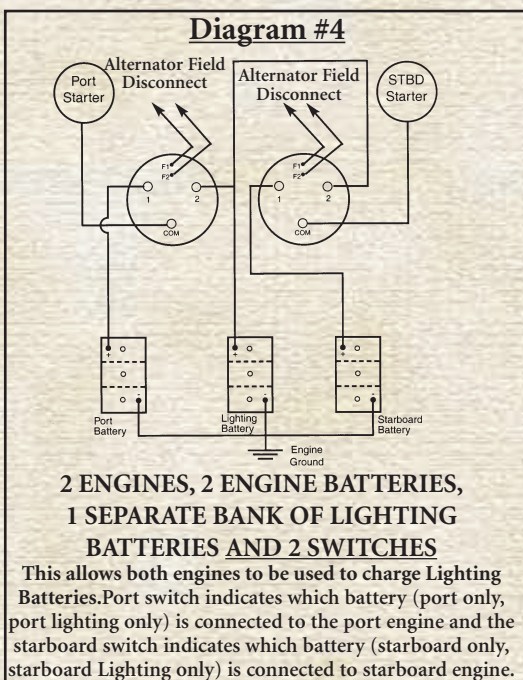
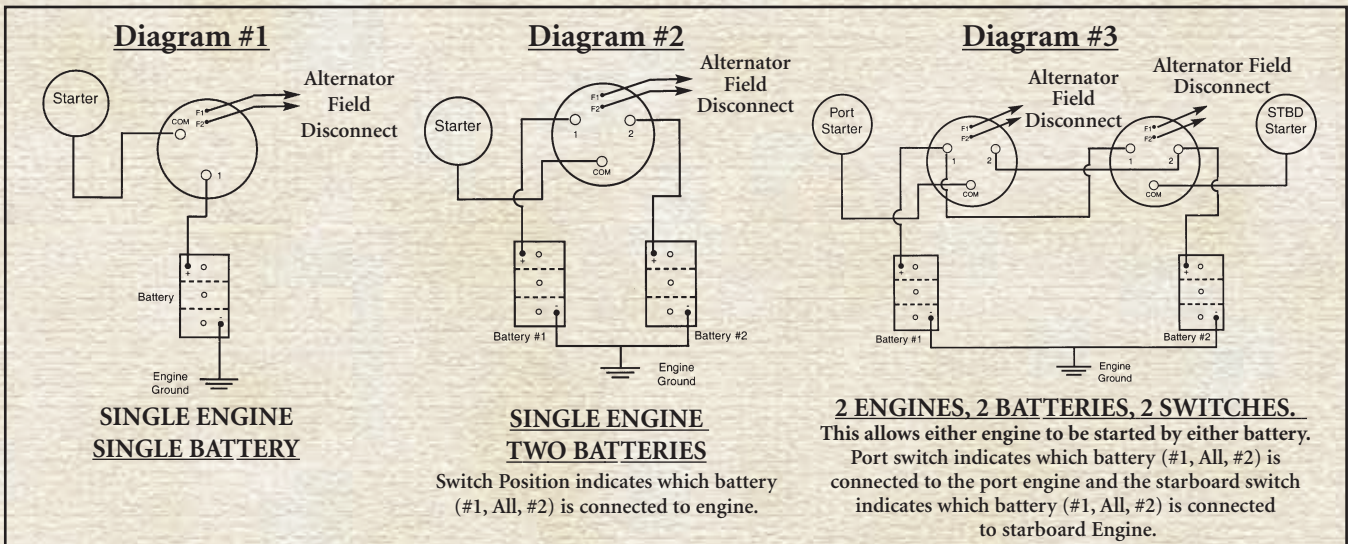


FIG. 0701



FIG. 0701 - PUSH BUTTON SWITCH

CONSTRUCTION:

- BLACK PLASTIC WITH WEATHER RESISTANT COVER
- PUSH-ON, PUSH-OFF
- RATED FOR 10 AMPS AT 12, 24 AND 32 VOLTS

ORDERING & TECH INFO

Maximum Thickness of Panel	Diameter Neck Inches	Dealer Pkg. 10 Cards 1 Pc. per Card	Ship Wt. Carton Lbs. Dealer Pkg.
1/8	3/8	0701DP	0.5

FIGS. 0514/0688 - TOGGLE SWITCHES

CONSTRUCTION:

- NICKEL PLATED BRASS TOGGLE WITH CHROME PLATED FACE NUT
- SINGLE POLE, SINGLE THROW (OFF-ON)

FIG. 0514 RATED FOR 6 AMPS AT 12, 24 AND 32 VOLTS

FIG. 0688 RATED FOR 20 AMPS AT 12, 24 AND 32 VOLTS

ORDERING & TECH INFO

Max. Thickness of Panel Inches	Diameter Neck Inches	Dealer Pkg. 10 Cards 1 Pc. per Card	Ship Wt. Carton Lbs. Dealer Pkg.
5/16	7/16	0514DP	1.0
3/16	7/16	0688DP0NKL	0.9



FIG. 0514



FIG. 0688

Important Note: None of the above Switches are Ignition Protected. See Page 118.

FIG. 0786 - IN-LINE FUSE HOLDER

CONSTRUCTION:

- MOLDED PLASTIC
- RATED FOR 20 AMPS AT 12, 24 AND 32 VOLTS FOR 1/4" x 1-1/4" FUSES
- 12 VOLT, 20 AMP FUSE AND 7-1/2 INCH WIRE LEAD INCLUDED

ORDERING & TECH INFO

Length Inches	Diameter Inches	Dealer Pkg. 10 Cards 1 Pc. per Card	Ship Wt. Carton Lbs. Dealer Pkg.
2-1/8	11/16	0786DP	0.8



FIG. 0786

FIGS. 1189 & 1190 - WATERTIGHT DECK CONNECTIONS

CONSTRUCTION:

FIG. 1189 - CHROME PLATED BRASS
FIG. 1190 - CHROME PLATED ZINC ALLOY

- RATED FOR 15 AMPS AT 12, 24 AND 32 VOLTS POLARIZED DOUBLE CONTACT CONNECTOR
- FLANGE GASKET WITH INTEGRAL WATERPROOF CAP FOR BASE WHEN PLUG IS REMOVED

ORDERING & TECH INFO

Material	Diameter Inches	Height Inches	Dealer Pkg. 10 Cards 1 Pc. per Card	OEM Bulk Pkg. 50 Pcs.	Screw Size	Ship Wt. Carton Lbs. DP/OEM Bulk Pkg.
Chrome Brass	1-5/8	1-3/16	1189DP0CHR	1189000CHR	6	1.8/6.4
Chrome Zinc	1-5/8	1-3/16	1190DP0CHR	1190000CHR	6	1.9/7.0



FIG. 1189
CHROME PLATED BRASS

FIG. 1190
CHROME PLATED ZINC

Note: These Items Are Not Ignition Protected.

SPARE PARTS ORDERING INFORMATION

Connector with Cover: 1189DP099A. Connector Only: 0042.

Important Note: All of the Above Items Conform to U.S.C.G. Electrical Standards. See Page 118.

FIGS. 0424 & 1191 - WATERTIGHT CABLE OUTLETS

CONSTRUCTION:

FIG. 0424, CHROME PLATED BRASS

FIG. 1191, CHROME PLATED ZINC ALLOY

- FOR 5/16 INCH O.D. CABLE
- EQUIPPED WITH RUBBER GROMMET FOR WATERTIGHT PASSAGE OF CABLE



FIG. 0424

CHROME PLATED BRASS

FIG. 1191

CHROME PLATED ZINC

ORDERING & TECH INFO

Material	Diameter	Dealer Pkg.	Screw	Ship Wt.
	Base	10 Cards		Carton Lbs.
	Inches	1 Pc. per Card	Size	Dealer Pkg.
Chrome Brass	1-1/4	0424DP0CHR	6	1.1
Chrome Zinc	1-1/4	1191DP0CHR	6	1.1

FIG. 0196 - PLASTIC CABLE STRAP

CONSTRUCTION:

- BLACK PLASTIC
- ULTRA-VIOLET STABILIZED FOR WEATHER RESISTANCE
- ELIMINATES THE NEED FOR INSULATING CUSHION

ORDERING & TECH INFO

I.D. Inches	Dealer Pkg.	OEM	Ship Wt.
	10 Cards	Bulk Pkg.	Carton Lbs.
	10 Pcs. per Card	500 Pcs.	DP/OEM Bulk Pkg.
3/16	0196DP1	0196001	0.6/1.1
1/4	0196DP2	0196002	0.6/1.2
5/16	0196DP3	0196003	0.7/1.3
3/8	0196DP4	0196004	0.7/1.4
1/2	0196DP5	0196005	0.9/1.7
5/8	0196DP6	0196006	1.0/2.1
3/4	0196DP7	0196007	1.0/2.5



FIG. 0196

Width all sizes - 1/2 inch

Note: This Item Conforms to U.S.C.G. Electric Standards

FIGS. 0163, 0164, 0165 - LINE SUPPORT CLIPS

CONSTRUCTION:

- ALUMINUM WITH SYNTHETIC RUBBER CUSHION



As seen in
1965 Catalog



FIG. 0163
SINGLE



FIG. 0164
DOUBLE



FIG. 0165
TRIPLE

ORDERING & TECH INFO

For O.D. Line Inches	Width Inches	Single	Double	Triple	Ship Wt. Carton Lbs. 0163/0164/0165
		Dealer Pkg. - 10 Cds. 10 Pcs. per Card	Dealer Pkg. - 10 Cds. 10 Pcs. per Card	Dealer Pkg. - 10 Cds. 10 Pcs. per Card	
3/16	3/8	0163DP1ALU	0164DP1ALU	-----	0.9/1.1/--
1/4	3/8	0163DP2ALU	0164DP2ALU	-----	1.0/1.3/--
5/16	1/2	0163DP3ALU*	0164DP3ALU	0165DP3ALU	1.1/1.4/1.8
3/8	1/2	0163DP4ALU*	0164DP4ALU	0165DP4ALU	1.6/1.9/2.6
1/2	1/2	0163DP5ALU	0164DP5ALU*	0165DP5ALU*	1.7/2.5/3.1
5/8	1/2	0163DP6ALU*	-----	-----	2.1/--/--

*OEM Package - 500 Pcs. Replace "DP" with "00" When Ordering

Note: This Item Conforms to U.S.C.G. Electric & Fuel Standards

FIG. 0707 - VENTILATOR

CONSTRUCTION:

- CHROME PLATED BRASS FRAME & SCREEN



FIG. 0707

ORDERING INFO			TECH INFO
Dealer Pkg. 10 Cards <u>1 Pc. per Card</u> 0707DP0CHR	OEM Bulk Pkg. <u>25 Pcs.</u> 0707000CHR	Ship Wt. Carton Lbs. <u>DP/OEM Bulk</u> 1.8/3.4	Dimensions: 7-1/4" x 1-1/2" Screw Size: #8

FIG. 0330 - LOCKER VENTILATOR

CONSTRUCTION:

- CHROME PLATED BRASS OR STAINLESS STEEL



FIG. 0330

ORDERING INFO			TECH INFO
Finish	Dealer Pkg. 10 Cards <u>1 Pc. per Card</u>	OEM Bulk Pkg. <u>100 Pcs.</u>	Ship Wt. Carton Lbs. <u>DP/OEM Bulk</u>
Chrome	0330DP1CHR	0330001CHR	0.9/4.2
Chrome	0330DP2CHR	0330002CHR	1.5/7.0
Stainless	0330DP1STS	0330001STS	0.9/4.2
Stainless	0330DP2STS	0330002STS	1.5/7.0
			O.D. Size 1: 2-1/2" O.D. Size 2: 3-1/4" Screw Size: #6 R.H.

FIG. 0550 - TRANSOM OR LOCKER VENTILATOR

CONSTRUCTION:

- CHROME PLATED BRASS OR STAINLESS STEEL



FIG. 0550

ORDERING INFO			TECH INFO
Finish	Dealer Pkg. 10 Cards <u>1 Pc. per Card</u>	OEM Bulk Pkg. <u>25 Pcs.</u>	Ship Wt. Carton Lbs. <u>DP/OEM Bulk</u>
Chrome	0550DP0CHR	0550000CHR	2.3/3.9
Stainless	0550DP0STS	0550000STS	2.3/3.9
			Dimensions: 7" x 2-1/2" Screw Size: #8

FIG. 1271 - TRANSOM OR LOCKER VENTILATOR

CONSTRUCTION:

- CHROME PLATED ZINC ALLOY
- ANODIZED ALUMINUM EXPANDED MESH SCREEN



FIG. 1271

ORDERING INFO			TECH INFO
Finish	Dealer Pkg. 10 Cards <u>1 Pc. per Card</u>	OEM Bulk Pkg. <u>25 Pcs.</u>	Ship Wt. Carton Lbs. <u>DP/OEM Bulk</u>
	1271DP0CHR	1271000CHR	2.4/4.6
			Dimensions: 6" x 2" Screw Size: #8

FIG. 1238 - TRANSOM OR LOCKER VENTILATOR

CONSTRUCTION:

- CHROME PLATED ZINC ALLOY
- ANODIZED ALUMINUM GRILL-TYPE SCREEN



FIG. 1238

ORDERING INFO			TECH INFO
Finish	Dealer Pkg. 10 Cards <u>1 Pc. per Card</u>	OEM Bulk Pkg. <u>50 Pcs.</u>	Ship Wt. Carton Lbs. <u>DP/OEM Bulk</u>
	1238DP0CHR	1238000CHR	3.6/12.4
			Dimensions: 8-3/8" x 2-1/4" Screw Size: #8

FIG. 0334 - LOUVER VENTILATOR

CONSTRUCTION:

- CHROME PLATED BRASS OR STAINLESS STEEL

ORDERING & TECH INFO

Finish	Dimensions Inches	Length Louvers Inches	Dealer Pkg.		OEM Bulk Pkg. 10 Pcs.	Ship Wt. Carton Lbs. DP/OEM Bulk
			5 Cards	1 Pc. per Card		
Chrome Brass	3 x 2-1/2	2	0334002DP	0334002CHR	0.5/0.8	
Chrome Brass	4 x 2-1/2	3	033402ADP	033402ACHR	0.7/1.1	
Chrome Brass	5-1/2 x 2-1/2	2	0334004DP	0334004CHR	0.9/1.4	
Chrome Brass	7-1/2 x 2-1/2	3	033404ADP	033404ACHR	1.3/2.1	
Chrome Brass	8 x 2-1/2	2	0334006DP	0334006CHR	1.4/2.3	
Chrome Brass	11 x 2-1/2	3	033406ADP	033406ACHR	2.0/3.2	
Stainless Steel	3 x 2-1/2	2	0334002DPS	0334002STS	0.5/0.9	
Stainless Steel	4 x 2-1/2	3	033402ADPS	033402ASTS	0.7/1.1	
Stainless Steel	5-1/2 x 2-1/2	2	0334004DPS	0334004STS	0.9/1.4	
Stainless Steel	7-1/2 x 2-1/2	3	033404ADPS	033404ASTS	1.3/2.1	
Stainless Steel	8 x 2-1/2	2	0334006DPS	0334006STS	1.4/2.3	
Stainless Steel	11 x 2-1/2	3	033406ADPS	033406ASTS	2.0/3.2	



#2

#4



#6

FIG. 0334

Screw Size #4 R.H.

FIG. 0335 - LOUVER VENTILATOR

CONSTRUCTION:

- CHROME PLATED BRASS OR STAINLESS STEEL

ORDERING & TECH INFO

Finish	Dimensions Inches	Length Louvers Inches	Dealer Pkg.		OEM Bulk Pkg. 10 Pcs.	Ship Wt. Carton Lbs. DP/OEM Bulk
			5 Cards	1 Pc. per Card		
Chrome Brass	3 x 3	2	0335003DP	0335003CHR	0.7/1.0	
Chrome Brass	4 x 3-1/2	3	033503ADP	033503ACHR	1.1/1.8	
Chrome Brass	5-1/2 x 3	2	0335006DP	0335006CHR	1.2/1.8	
Chrome Brass	7-1/2 x 3-1/2	3	033506ADP	033506ACHR	1.8/3.0	
Chrome Brass	8 x 3	2	0335009DP	0335009CHR	1.7/2.7	
Chrome Brass	11 x 3-1/2	3	033509ADP	033509ACHR	2.6/4.3	
Stainless Steel	3 x 3	2	0335003DPS	0335003STS	0.7/1.0	
Stainless Steel	4 x 3-1/2	3	033503ADPS	033503ASTS	1.1/1.8	
Stainless Steel	5-1/2 x 3	2	0335006DPS	0335006STS	1.2/1.8	
Stainless Steel	7-1/2 x 3-1/2	3	033506ADPS	033506ASTS	1.8/3.0	
Stainless Steel	8 x 3	2	0335009DPS	0335009STS	1.7/2.7	
Stainless Steel	11 x 3-1/2	3	033509ADPS	033509ASTS	2.6/4.3	



#3

#6



#9

FIG. 0335

Screw Size #4 R.H.

FIG. 0336 - LOUVER VENTILATOR

CONSTRUCTION:

- CHROME PLATED BRASS OR STAINLESS STEEL

ORDERING & TECH INFO

Finish	Dimensions Inches	Length Louvers Inches	Dealer Pkg.		OEM Bulk Pkg. 10 Pcs.	Ship Wt. Carton Lbs. DP/OEM Bulk
			5 Cards	1 Pc. per Card		
Chrome Brass	3-3/4 x 3	2	0336004DP	0336004CHR	0.9/1.3	
Chrome Brass	4-3/8 x 4	3	033604ADP	033604ACHR	1.3/2.0	
Chrome Brass	4-1/2 x 3	2	0336005DP	0336005CHR	1.0/1.0	
Chrome Brass	5-3/8 x 4	3	033605ADP	033605ACHR	1.5/2.4	
Chrome Brass	5-1/4 x 3	2	0336006DP	0336006CHR	1.2/1.5	
Chrome Brass	6-3/8 x 4	3	033606ADP	033606ACHR	1.8/2.9	
Stainless Steel	3-3/4 x 3	2	0336004DPS	0336004STS	0.9/1.3	
Stainless Steel	4-3/8 x 4	3	033604ADPS	033604ASTS	1.3/2.0	
Stainless Steel	4-1/2 x 3	2	0336005DPS	0336005STS	1.0/1.0	
Stainless Steel	5-3/8 x 4	3	033605ADPS	033605ASTS	1.5/2.4	
Stainless Steel	5-1/4 x 3	2	0336006DPS	0336006STS	1.2/1.5	
Stainless Steel	6-3/8 x 4	3	033606ADPS	033606ASTS	1.8/2.9	



#4

#5

#6

FIG. 0336

Screw Size #4 R.H.



FIG. 1312

FIG. 1312 - COWL VENTILATOR

- CHROME PLATED ZINC ALLOY COWL WITH BLACK PLASTIC BASE
- 3" DUCT THREADS INTO NECK, HOSE CLAMPS NOT REQUIRED

ORDERING INFO			
Cowl Opening Square Inches	Dealer Pkg. 5 Cards 1 Pc. per Card	OEM Bulk Pkg. 50 Pcs.	Ship Wt. Carton Lbs. DP/OEM Bulk
8	1312DP0CHR	1312000CHR	5.0/42.5

TECH INFO
Length: 5-3/4"
Width: 4-3/8"
Height: 2-5/8"
Screw Size: #8



FIG. 0870

FIG. 0870 - COWL VENTILATOR

- CHROME PLATED ZINC ALLOY COWL WITH BLACK PERKO•KOTE BASE
- 3" DUCT THREADS INTO NECK, HOSE CLAMPS NOT REQUIRED

ORDERING INFO			
Cowl Opening Square Inches	Dealer Pkg. 1 Pc.	OEM Bulk Pkg. 5 Pcs.	Ship Wt. Carton Lbs. DP/OEM Bulk
7-1/3	0870DP0CHR	0870000CHR	1.4/6.6

TECH INFO
Length: 5-1/8"
Width: 4"
Height: 3-7/8"
Screw Size: #10

As seen in 1938 Catalog



FIG. 0510

FIG. 0510 - COWL VENTILATOR

- POLISHED OR CHROME PLATED BRASS, CAST BRONZE DECK PLATE
- Internal Thumb Screw Allows Cowl to be Locked in any Position
- Ventilators are Painted White Inside Only

ORDERING INFO		
Polished Brass Standard Pkg. - 1 Pc.	Chrome Plated Brass Standard Pkg. - 1 Pc.	Ship Wt. Carton Lbs. POL/CHR
0510004POL	0510004CHR	6.5/6.2

TECH INFO
I.D. Deck Plate: 4"
O.D. Deck Plate: 7-1/16"
Dia. Cowl: 8"
Width Opening: 8"
Height Opening: 11"
Screw Size: #10

For Spare Deck Plates, Covers and Keys; Refer to Fig. No. 0526, Page 148.

FIG. 0315 - CLAM SHELL VENTILATOR

- CHROME PLATED BRASS OR STAINLESS STEEL



FIG. 0315

ORDERING & TECH INFO						
Dimensions Base Inches	Height Opening Inches	Width Opening Inches	Dealer Pkg. 10 Cards 1 Pc. per Card	OEM Bulk Pkg. 100 Pcs.	Screw Size	Ship Wt. Carton Lbs. DP/OEM Bulk
Chrome Brass						
1-5/8 x 1-1/2	7/16	7/8	0315DP1CHR	0315001CHR	4	0.8/3.3
2 x 2	9/16	1-7/8	0315DP2CHR	0315002CHR	6	1.2/7.9
Stainless Steel						
1-5/8 x 1-1/2	7/16	7/8	0315DP1STS	0315001STS	4	0.8/3.3
2 x 2	9/16	1-7/8	0315DP2STS	0315002STS	6	1.1/8.0

FIG. 0339 - CLAM SHELL VENTILATOR

- CHROME PLATED BRASS



FIG. 0339

ORDERING INFO		
Dealer Pkg. 5 Cards 1 Pc. per Card	OEM Bulk Pkg. 25 Pcs.	Ship Wt. Carton Lbs. DP/OEM Bulk
0339DP0CHR	0339000CHR	2.2/8.5

TECH INFO
Dimensions Base: 4" x 3-3/4"
Width Opening: 2-1/2"
Height Opening: 1-5/8"
Screw Size: #6



FOG HORN, WHISTLE, PORTLIGHT CHAIN AND WEATHERSTRIPPING

100th Year Anniversary Edition - 1907 to 2007



Note: Figs. 0162 & 0349 Conform to A.B.Y.C. Standard A-23 in Accordance with the '72 COLREGS and U.S. Inland Rules for Use on Vessels Under 5 Meters (16.4 ft.) in Length.

FIG. 0162 - FOG HORN

CONSTRUCTION:


- ALUMINUM WITH WHITE BAKED ENAMEL FINISH
- NYLON MOUTHPIECE



FIG. 0162

ORDERING & TECH INFO

Length Inches	Dealer Pkg. - 10 Bags 1 Pc. per Bag	Ship Wt. Carton Lbs. Dealer Pkg.
12-1/2	0162DP0WHT	1.6



As seen in 1946 Catalog

FIG. 0349 - "BALL TYPE" WHISTLE

CONSTRUCTION:

- ORANGE PLASTIC



FIG. 0349

ORDERING INFO

Dealer Pkg. - 10 Cds. 1 Pc. per Card	OEM Bulk Pkg. 100 Pcs.	Ship Wt. Carton Lbs. DP/OEM Bulk Pkg.
0349DP	0349	0.9/3.4

TECH INFO

Length: 2-1/4"
Width: 3/4"



As seen in 1938 Catalog

FIG. 0441 - PORTLIGHT CHAIN

CONSTRUCTION:

- STAINLESS STEEL CHAIN WITH CHROME PLATED FITTINGS



FIG. 0441

ORDERING INFO

Dealer Pkg. 10 Cds. 1 Pc. per Card	OEM Bulk Pkg. 50 Pcs.	Ship Wt. Carton Lbs. DP/OEM Bulk Pkg.
0441DP0CHR	0441000CHR	0.7/3.9

TECH INFO

Length: 7"
Length Strap: 1-7/8"
Screw Size: #8

FIG. 0461 - PORTLIGHT WEATHERSTRIPPING

CONSTRUCTION:

- OPEN CELL FOAM RUBBER
- SUPPLIED IN TEN FOOT LENGTHS




FIG. 0461

ORDERING INFO

Standard Pkg. 10 ft. Length	Ship Wt. Carton Lbs. Standard Pkg.
0461	0.4

TECH INFO

Max Width: 7/16"
Min. Width: 1/4"
Height: 3/8"

THE 8 AND 12 INCH BELLS LISTED ON THIS PAGE HAVE BEEN REVIEWED BY THE U.S. COAST GUARD AND COMPLY WITH C.G. 169 REGULATIONS FOR SOUND SIGNAL APPLIANCES AS REQUIRED BY ANNEX III PARAGRAPH 2 OF THE '72 COLREGS. THE 8 INCH SIZE IS FOR USE ON VESSELS UNDER 20 METERS (65.6 FT.) IN LENGTH. THE 12 INCH SIZE IS FOR USE ON VESSELS OF ANY LENGTH.

FIG. 0420 POLISHED



FIG. 0420 - FOG BELL

CONSTRUCTION:

- CAST BRONZE
- CHROME PLATED OR POLISHED
- MEDIUM WEIGHT
- REMOVABLE



As seen in 1932 Catalog



FIG. 0420 CHROME

ORDERING & TECH INFO

Bottom Diameter Inches	Height Overall Inches	Polished Bronze Std. Pkg. - 1 Pc.	Chrome Plated Bronze Std. Pkg. - 1 Pc.	Ship Wt. Carton Lbs. POL/CHR
6	5	0420006POL	0420006CHR	4.1/4.1
8	6-1/8	0420008POL	0420008CHR	8.5/8.0

Screw Size #8 F.H.

FIG. 0150 - FOG BELL

CONSTRUCTION:

- CAST BRONZE
- CHROME PLATED, PLAIN OR POLISHED
- HEAVY WEIGHT
- REMOVABLE



As seen in 1932 Catalog



FIG. 0150 CHROME

ORDERING & TECH INFO

Bottom Diameter Inches	Height Overall Inches	Plain Bronze Std. Pkg.1 Pc.	Polished Bronze Std. Pkg.1 Pc.	Chrome Plated Bronze Std. Pkg.1 Pc.	Ship Wt. Carton Lbs. PLB/POL/CHR
8	8	0150008PLB	0150008POL	0150008CHR	9.9/9.3/9.7
12	12	0150012PLB	0150012POL	0150012CHR	33.2/31.9/33.3

Screw Size 1/4" F.H.

SPARE PARTS ORDERING INFORMATION

For complete Spare Part No. Insert Finish Code:

P or PLB, for Plain Bronze or Brass Finish (i.e. 0420P0699A or 0127000PLB).

B or POL, for Polished Bronze or Brass Finish (i.e. 0420B0699A or 0127000POL).

C or CHR, for Chrome Plated Finish (i.e. 0420C0699A or 0127000CHR).

ARMS		WALL PLATES		CLAPPERS		EYE BOLTS		ACORN NUTS	
Figure No.	Spare Part No.	Figure No.	Spare Part No.	Figure No.	Spare Part No.	Figure No.	Spare Part No.	Figure No.	Spare Part No.
0420-6"	042099A6"	0420-6"	0127	0420-6"	0153	0420-6"	0113	0420-6"	0465004
0420-8"	0171	0420-8"	0127	0420-8"	0144	0420-8"	0123	0420-8"	0465008
0150-8"	0171	0150-8"	0127	0150-8"	0144	0150-8"	0123	0150-8"	0465008
0150-12"	015099A12"	0150-12"	015099B12"	0150-12"	0172	0150-12"	0172	0150-12"	0465009
*0158-12"	015899A12"	*0158-12"	015899A12"	*0158-12"	0172	*0158-12"	0172	0158-12"	0465009
0179	017900099A	0179	017900099A	0179	0144	0179	0179-99B	0179	0465008
0159-6"	0159-99A	0159-6"	0166	0159-6"	0159-99B	0159-6"	0113	0159-6"	0465004
0159-8"	0159-99A	0159-8"	0166	0159-8"	0153	0159-8"	0113	0159-8"	0465004

*Includes Wall Bracket

*Includes Arm

*Includes Eye Bolt

*Includes Clapper

COMPARTMENT VENTILATORS & FOG BELLS



FOG BELLS

100th Year Anniversary Edition - 1907 to 2007



THE 8 AND 12 INCH BELLS LISTED ON THIS PAGE HAVE BEEN REVIEWED BY THE U.S. COAST GUARD AND COMPLY WITH C.G. 169 REGULATIONS FOR SOUND SIGNAL APPLIANCES AS REQUIRED BY ANNEX III PARAGRAPH 2 OF THE '72 COLREGS. THE 8 INCH SIZE IS FOR USE ON VESSELS UNDER 20 METERS (65.6 FT.) IN LENGTH. THE 12 INCH SIZE IS FOR USE ON VESSELS OF ANY LENGTH.

FIG. 0158 - FOG BELL

CONSTRUCTION:

- CAST BRONZE
- CHROME PLATED, PLAIN OR POLISHED
- HEAVY WEIGHT
- FIXED MOUNTING



FIG. 0158 POLISHED

ORDERING & TECH INFO

Bottom Diameter	Height Overall	Plain Bronze	Polished Bronze	Chrome Plated Bronze	Ship Wt. Carton Lbs.
Inches	Inches	Std. Pkg. 1 Pc.	Std. Pkg. 1 Pc.	Std. Pkg. 1 Pc.	PLB/POL/CHR
12	12	0158012PLB	0158012POL	0158012CHR	34.1/31.0/33.7

Screw Size 1/4" R.H.

FIG. 0179 - FOG BELL

CONSTRUCTION:

- WROUGHT BRASS
- PLAIN BRASS FINISH
- LIGHT WEIGHT
- FIXED MOUNTING



FIG. 0179

ORDERING & TECH INFO


Bottom Diameter	Height Overall	Standard	Ship Wt. Carton Lbs.
Inches	Inches	Pkg. - 1 Pc.	Std. Pkg.
12	8	0179012PLB	7.3

Screw Size #12 R.H.

FIG. 0159 - FOG BELL

CONSTRUCTION:

- STAMPED BRASS
- PLAIN OR CHROME PLATED
- LIGHT WEIGHT
- REMOVABLE



As seen in 1932 Catalog



FIG. 0159 CHROME



FIG. 0159 PLAIN

ORDERING & TECH INFO

Bottom Diameter	Height Overall	Chrome Plated Dealer Pkg. - 2 Pcs.	Plain Brass Dealer Pkg. - 2 Pcs.	Ship Wt. Carton Lbs.
Inches	Inches	1 Pc. per Pkg.	1 Pc. per Pkg.	CHR/PLB
6	4	0159DP6CHR	0159DP6PLB	3.7/3.6
8	5	0159DP8CHR*	0159DP8PLB*	6.2/6.2

Screw Size #4 F.H.

* Standard Pack 2 pc. available, Chrome Plated or Plain Brass

COMPARTMENT VENTILATORS & FOG BELLS

UNDERWATER HARDWARE PACKAGING

Here is the newest member of the Perko packaging program – the Perko hang tag. These durable little tags have everything a retailer needs to showcase products and ring up sales. On each tag you will find the Perko name colorfully printed in blue, our figure number, a product description and the bar code for your scanner. There is even a California Proposition 65 statement (where applicable) on the back. These tags are designed to securely hold on to the product and hang from your standard peg hooks. And since the tags are small, you can also simply toss them into a bulk bin if you prefer. Either way, the tags will stay attached, unlike stickers that fall off bronze parts. These tags are available on thru hulls, adapters and several types of strainers. Look for the "DP" designation. Our "DP" Dealer Package for small items (like the smaller thru hull fittings and tailpieces) will be a 5 or 10 piece bulk box with a bar code label on each individual unit. THESE 5 OR 10 PIECE CARTONS CANNOT BE BROKEN. Larger items (like valves & strainers) will be available individually boxed as a single unit standard package with a bar code label on the outside of the box.


To be sure the parts you receive are bar coded for Retail Sale, order either a "DP" version or a single unit standard package.



All of our small repair/replacement strainer parts are now bar coded. Top Castings (99A), Bottom Castings (99B), Transparent Cylinders (99C), Strainer Baskets (99D) and Covers (99E) are available individually boxed as bar coded single unit standard packages. Smaller items or kits including Cover Hardware Kits (99L), Gasket Kits (99M & 99R) and Tie Rod Kits (99P) are individually packaged as "DP" items in bags with a bar code label.


UNDERSTANDING UNDERWATER HARDWARE PIPE THREAD STYLES

Straight Pipe Threads




Straight pipe threads are used where connections are purely mechanical and/or bedding compounds are generally used. The intake side of all Seacocks, thru-hulls and scuppers with hose barbs, and all flanged lock nuts use straight threads.

Tapered Pipe Threads



Tapered pipe threads are used where connections must also be watertight. The output side of Seacocks, in-line valves, hose adapters, drain plugs, raw water and pump strainers use tapered threads.

Combination Tapered/Straight Pipe Threads



On all other thru-hulls, scuppers and intake strainers we use a unique combination pipe thread. The first few threads are tapered. The rest remain straight threads. This approach allows the same thru-hull to seal when coupled with an in-line valve or to engage at various depths when connected to a Seacock.

UNDERWATER HARDWARE, DECK PLATES, FILLS AND VENTS

FIG. 0456 - FLUSHPRO™ MARINE ENGINE FLUSHING & WINTERIZING VALVE
FIG. 0457 - FLUSHPRO™ MARINE ENGINE FLUSHING & WINTERIZING KIT

CONSTRUCTION:

- PLASTIC
- STAINLESS STEEL SPRING
- AVAILABLE FOR STANDARD 5/8", 1" OR 1-1/4" HOSE SIZES

FIG. 0456



FINALLY!
FRESHWATER FLUSHING OF YOUR INBOARD IS AS SIMPLE AS CONNECTING A GARDEN HOSE

- Flush your boat engine safely and easily
- Transparent body allows for visual inspection of water flow
- Durable check valve system activated by water pressure from a garden hose
- Check valve automatically shuts off hull intake when water pressure is applied
- Adapter supplied with FlushPro™ makes winterizing your boat easy
- Can be used with onboard generators

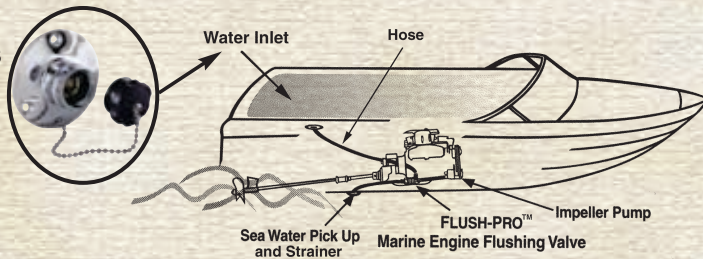
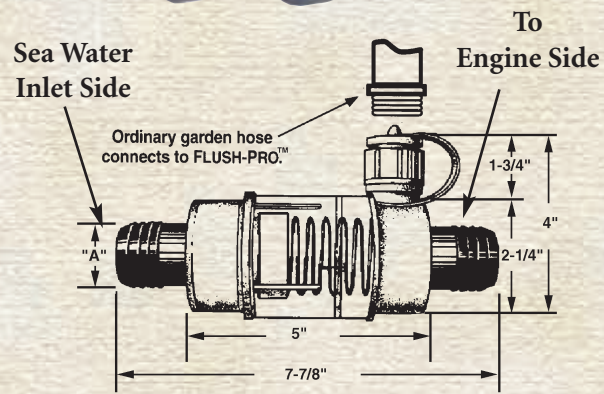


FIG. 0456 - DIFFERENTIAL PRESSURE GRAPH

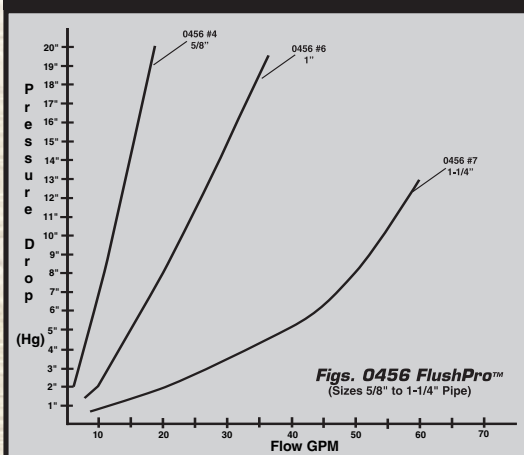


Fig. 0457
Kit Includes:

Hose Fittings and Clamps



7 Feet of Hose

FlushPro™ Valve with Hose Clamps



Water Inlet Fitting



ORDERING & TECH INFO


Includes	"A" Dimension For Hose Size Inches	Dealer Pkg. 1 Pc.	OEM Bulk Pkg. 5 Pcs.	Ship Wt. Carton Lbs. DP/OEM Bulk Pkg.
Valve	5/8	0456DP4	0456004	1.5/4.2
Valve	1	0456DP6	0456006	1.5/4.3
Valve	1-1/4	0456DP7	0456007	1.5/4.3
Valve & Kit	5/8	0457DP4	0457004	3.1/11.5
Valve & Kit	1	0457DP6	0457006	3.1/11.5
Valve & Kit	1-1/4	0457DP7	0457007	3.1/11.7

FIGS. 0493 & 0500 - INTAKE WATER STRAINERS

PERKO WATER STRAINERS ARE DESIGNED FOR EASY INSTALLATION AND CLEANING. FEATURES INCLUDE MOUNTING LUGS CAST INTO BOTH SIDES TO ASSURE UNIVERSAL MOUNTING, FOUR OUTSIDE TIE RODS AND A 316 STAINLESS STEEL STRAINER BASKET TO MINIMIZE ELECTROLYSIS. SCREEN HOLE SIZE DIAMETER .079 INCHES, 47% OPEN AREA. HINGED LUGS FOR THE CAST BRONZE COVER PERMIT EASY REMOVAL AND CLEANING OF THE STRAINER BASKET. A DRAIN PLUG IN THE BOTTOM CASTING IS PROVIDED FOR EASILY REMOVING SEDIMENT AND DRAINING FOR WINTERIZING.

CERTIFICATION:

- UL Std. 1193



As seen in 1947 Catalog

FOR APPLICATIONS REQUIRING HIGHER CAPACITY USE FIG. 0500

CONSTRUCTION:

- CAST BRONZE

FIG. 0493




FIG. 0500



FIG. 0493 - ORDERING & TECH INFO

Pipe Size Inches	Height Overall Inches	Width Overall Inches	Standard Pkg. - 1 Pc.	Dimensions Cylinder Inches	Dimensions Basket Inches	Open Area To Pipe Size Ratio	Ship Wt. Carton Lbs. Standard Pkg.	Spare Gasket Kit* Dealer Pkg. - 5 Kts. 1 Kit. per Bag
1/2	5-3/4	4-1/2	0493004PLB	3-1/2 x 4	1-13/16 x 4-3/8	30:1	4.9	0493DP599M (or) 99R
3/4	8-3/8	4-1/2	0493005PLB	3-1/2 x 6	1-13/16 x 6-1/4	25:1	5.0	0493DP599M (or) 99R
1	9-1/2	5-1/2	0493006PLB	4-1/2 x 5-1/2	2-5/8 x 5-7/8	20:1	8.1	0493DP799M (or) 99R
1-1/4	10	5-1/2	0493007PLB	4-1/2 x 6	2-5/8 x 6-1/4	13:1	7.9	0493DP799M (or) 99R
1-1/2	11-1/2	7-1/4	0493008PLB	6 x 8	3-5/16 x 8-7/16	17:1	14.1	0493DP999M (or) 99R
2	16	7-1/2	0493009PLB	6 x 12	3-5/16 x 12-1/4	13:1	18.0	0493DP999M (or) 99R
2-1/2	16	7-1/2	0493010PLB	6 x 12	3-5/16 x 12-1/2	10:1	18.0	0493DP999M (or) 99R

FIG. 0500 - ORDERING & TECH INFO

Pipe Size Inches	Height Overall Inches	Width Overall Inches	Standard Pkg. - 1 Pc.	Dimensions Cylinder Inches	Dimensions Basket Inches	Open Area To Pipe Size Ratio	Ship Wt. Carton Lbs. Standard Pkg.	Spare Gasket Kit* Standard Pkg. - 1 Kit
2	14-1/2	9	0500009PLB	8 x 10	3-7/8 x 10-1/4	20:1	36.0	0500DP999M (or) 99R
2-1/2	16-1/2	9	0500010PLB	8 x 12	3-7/8 x 12-1/4	18:1	35.3	0500DP999M (or) 99R
3	18-1/2	9	0500011PLB	8 x 14	3-7/8 x 14-1/4	14:1	33.8	0500DP999M (or) 99R

*Spare Gasket Kit Consists of: 1 Cover Gasket and 2 Cylinder Gaskets

INTAKE WATER STRAINER & FLUSHING STRAINER SPARE PARTS ORDERING INFORMATION

For Spare Part No. Insert a Spare Part Code Listed Below in Place of the "PLB" in the Strainer's Catalog Number (i.e., 049300699A, Top Casting for 1" (#6) Strainer).

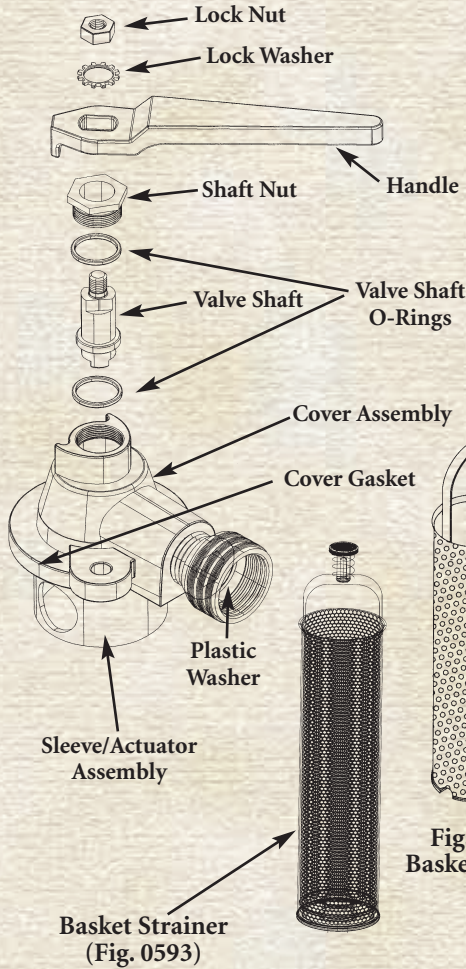
Description	Spare Part Code	Sample Part Number	Package	Description	Spare Part Code	Sample Part Number	Package
Top Casting	.99A	049300499A	Boxed	Cork Gasket Kit Consists of:			
Bottom Casting	.99B	049300499B	Boxed	1- Cover Gasket and			
Transparent Cylinder	.99C	049300499C	Boxed	2- Cork Cylinder Gaskets	.99M*	0493DP599M	Bag
Basket Strainer	.99D	049300499D	Boxed	Rubber Gasket Kit Consists of:			
Cover with Gasket	.99E	049300499E	Boxed	1- Cover Gasket and			
Hinged Bolt for Cover				2- Rubber Cylinder Gaskets	.99R*	0493DP599R	Bag
With Pin, Nut and Washer	.99L	0493DP599L	Bag	Tie Rods, Nuts and Washers			
Cork Cover Gasket Kit (Set of 2)	.99N	0493DP599N	Bag	Consists of (4 Each for 0493 Series)			
				(1 Each for 0500 Series)	.99P	0493DP499P	Bag

* Note: Older model strainers utilizing cork cylinder gaskets must order 99M Cork Gasket Kit and newer model strainers must order 99R Rubber Gasket Kit.

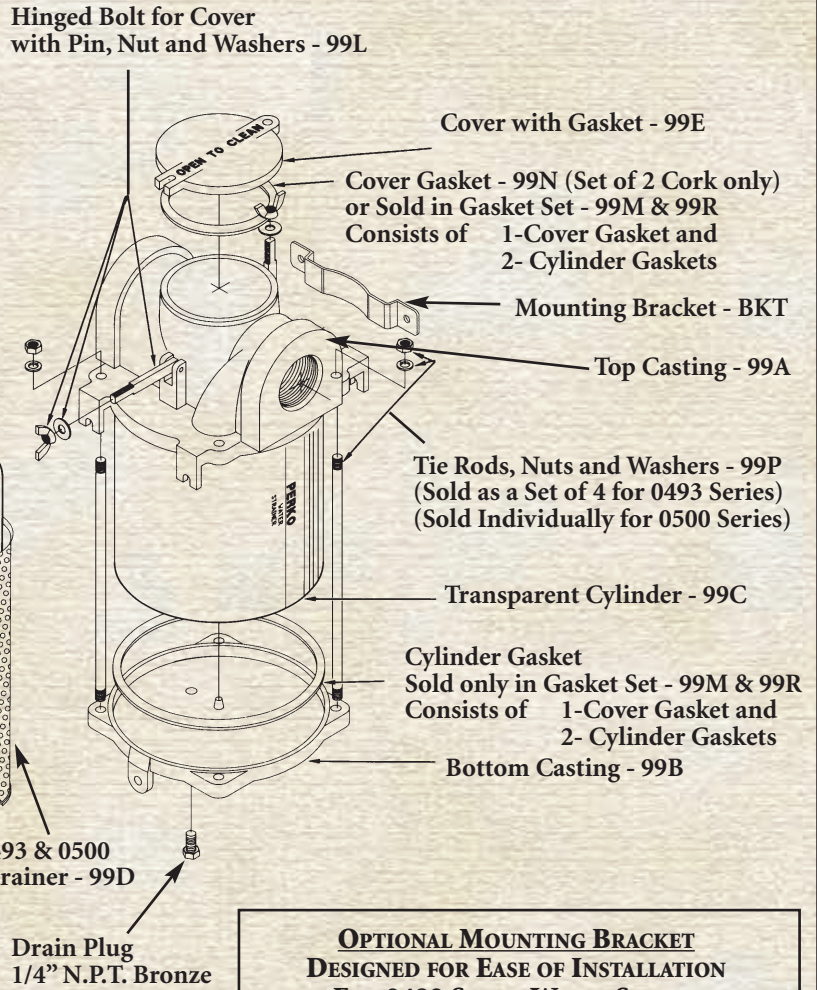
UNDERWATER HARDWARE, DECK PLATES, FILLS AND VENTS

FIGS. 0493 & 0500 - INTAKE WATER STRAINERS AND FIG. 0593 FLUSHING STRAINER SPARE PARTS ORDERING INFORMATION

Fig. 0593 Flushing Strainer



Figs. 0493 & 0500 Intake Strainer



**OPTIONAL MOUNTING BRACKET
DESIGNED FOR EASE OF INSTALLATION
OF FIG. 0493 SERIES WATER STRAINERS**



PART NUMBER	FITS STRAINER SIZE
0493045BKT	4 & 5
0493067BKT	6 & 7
0493089BKT	8 & 9

FIGS. 0493 & 0500 - DIFFERENTIAL PRESSURE GRAPHS

FIGS. 0493 & 0593 - DIFFERENTIAL PRESSURE GRAPHS

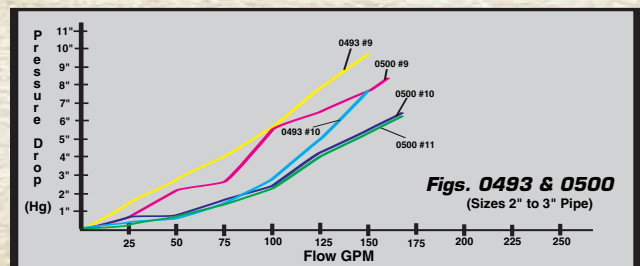
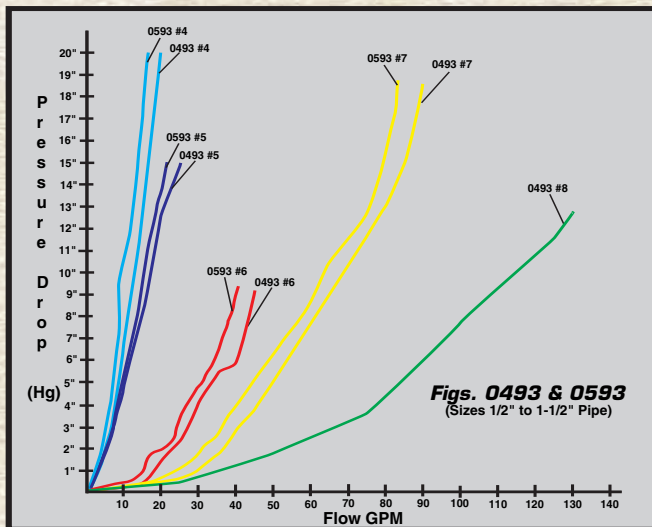


FIG. 0593 - FLUSHING STRAINER

PERKO FLUSHING STRAINERS ARE DESIGNED FOR EASY INSTALLATION AND CLEANING. FEATURES INCLUDE MOUNTING LUGS CAST INTO BOTH SIDES TO ASSURE UNIVERSAL MOUNTING, FOUR OUTSIDE TIE RODS AND A 316 STAINLESS STEEL STRAINER BASKET TO MINIMIZE ELECTROLYSIS. SCREEN HOLE SIZE DIAMETER .079 INCHES, 47% OPEN AREA. HINGED LUGS FOR THE CAST BRONZE COVER PERMIT EASY REMOVAL AND CLEANING OF THE STRAINER BASKET. A DRAIN PLUG IN THE BOTTOM CASTING IS PROVIDED FOR EASILY REMOVING SEDIMENT AND DRAINING FOR WINTERIZING.

FRESH WATER FLUSHES YOUR INBOARD OR GENERATOR SIMPLY AND EASILY

CONSTRUCTION:

- CAST BRONZE
- AVAILABLE IN 1/2", 3/4", 1", OR 1-1/4" PIPE SIZES
- USES STANDARD PERKO STRAINER REPLACEMENT PARTS (GASKETS, CYLINDERS, NUTS AND TIE RODS)
- HANDLE INDICATES FLOW DIRECTION
- TOP CASTING REMOVES EASILY FOR BASKET CLEANING
- REVERSIBLE BULKHEAD MOUNTING OPTION
- SMOOTH ACTING, LOW TORQUE BALL VALVE
- CAN ACT AS AN EMERGENCY BILGE PUMP
- INTERNAL CAM SEALS FRESH WATER INTAKE DURING NORMAL (THROUGH STRAINER) OPERATION




FIG. 0593

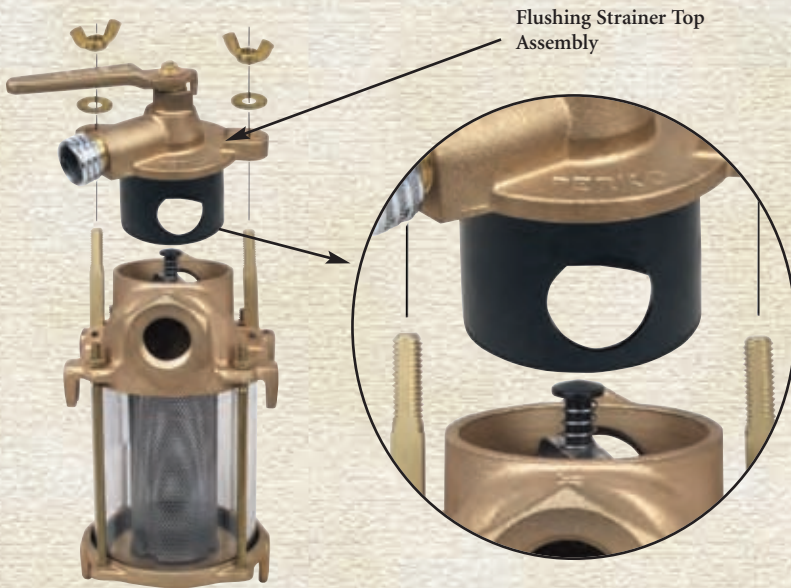


FIG. 0593 - ORDERING & TECH INFO

Pipe Size Inches	Height Overall Inches	Width Overall Inches	Standard Pkg. - 1 Pc.	Dimensions Cylinder Inches	Dimensions Basket Inches	Open Area To Pipe Size Ratio	Weight Pounds	Spare Gasket Kit* Dealer Pkg. - 5 Kts. 1 Kit per Bag
1/2	5-3/4	4-1/2	0593004PLB	3-1/2 x 4	1-13/16 x 4-3/8	30:1	5.9	0493DP599R
3/4	8-3/8	4-1/2	0593005PLB	3-1/2 x 6	1-13/16 x 6-1/4	25:1	5.9	0493DP599R
1	9-1/2	5-1/2	0593006PLB	4-1/2 x 5-1/2	2-5/8 x 5-7/8	20:1	9.1	0493DP799R
1-1/4	10	5-1/2	0593007PLB	4-1/2 x 6	2-5/8 x 6-1/4	13:1	9.1	0493DP799R

FLUSHING STRAINER SPARE PARTS ORDERING INFORMATION

Description	Spare Part Code	Sample Part Number	Package	Description	Spare Part Code	Sample Part Number	Package
Handle (Fig. 0805)	99D	080500599D**	Boxed	Sleeve Assy.	99B	059300499B	Boxed
Valve Shaft	99A	059300499A	Boxed	Cover Assy.	99C	059300499C	Boxed

See Pages 134-135 For Additional Spare Parts Ordering Information and Differential Pressure Graphs.

*Spare Gasket Kit Consists of: 1 Cover Gasket and 2 Cylinder Gaskets.

** For Complete Handle Part Numbers See Fig. 0805 on page 140.

UNDERWATER HARDWARE, DECK PLATES, FILLS AND VENTS




STRAINERS

100th Year Anniversary Edition - 1907 to 2007



FIG. 0065 - INTAKE STRAINER

As seen in
1938 Catalog



CONSTRUCTION:

- CAST BRONZE
- MACHINED SLOTS



CERTIFICATION:

- UL Std. 1121

FIG. 0065



ORDERING & TECH INFO

Max. Pipe Size Inches	Max. Hull Thickness Inches	Dimensions Strainer Inches	Dealer Pkg. 5 Pcs	OEM Bulk Pkg. 10 Pcs.	Ship Wt. Carton Lbs. DP/OEM Bulk
1/2	2-1/4	3 x 4	0065DP4PLB	0065004PLB	3.8/7.3
3/4	2-3/16	3 x 4	0065DP5PLB	0065005PLB	5.2/10.6
1	2-1/2	3 x 4	0065DP6PLB	0065006PLB	6.4/12.4
1-1/4	3	3-1/4 x 4-1/4	0065DP7PLB	0065007PLB	9.3/17.4

Screw Size #8.

Spare Flanged Nut See Fig. 0075, on page 147

FIG. 0066 - SCOOP STRAINER

As seen in
1932 Catalog



CONSTRUCTION:

- CAST BRONZE
- MACHINED SLOTS



CERTIFICATION:

- UL Std. 1121

FIG. 0066



ORDERING & TECH INFO

For Thru-Hull Sizes Inches	Dimensions Strainer Inches	Dealer Pkg. 5 Pcs.	Standard Package - 5 Pcs.	Ship Wt. Carton Lbs. DP/Std. Pkg.
3/8 & 1/2	3-1/2 x 2-1/2	0066DP1PLB	0066001PLB	2.0/1.8
3/4 & 1	5 x 3-1/4	0066DP2PLB	0066002PLB	4.4/4.3
1-1/4 & 1-1/2	6-1/4 x 4-1/4	0066DP3PLB	0066003PLB	6.4/5.8
2	8 x 5-1/8	0066DP4PLB	0066004PLB	10.2/10.1

Screw Size #8

FIG. 0086 - ROUND STRAINER

As seen in
1932 Catalog



CONSTRUCTION:

- CAST BRONZE
- DRILLED HOLES



CERTIFICATION:

- UL Std. 1121

FIG. 0086



ORDERING & TECH INFO

For Thru-Hull Size Inches	O.D. Inches	I.D. Inches	Dealer Pkg. 5 Pcs.	Standard Package - 5 Pcs.	Screw Size	Ship Wt. Carton Lbs. DP/Std. Pkg.
3/8 & 1/2	2-1/2	1-5/8	0086DP1PLB	0086001PLB	8	1.1/0.9
3/4	3	2	0086DP2PLB	0086002PLB**	8	1.9/8.8
1	3-1/2	2-3/8	0086DP3PLB	0086003PLB	8	1.7/1.7
1-1/4 & 1-1/2	4	3	0086DP4PLB	0086004PLB	8	2.9/2.8
2	5	3-3/4	0086DP5PLB	0086005PLB	8	4.5/4.5
2-1/2	6	4-1/2	-----	0086006PLB*	10	---/1.2
3	8	6-1/4	-----	0086007PLB*	10	---/2.7

* Standard Package - 1 pc.

** Standard Package - 25 pcs.

FIG. 0709 - PUMP STRAINER

CONSTRUCTION:

- CAST BRONZE



FIG. 0709

ORDERING & TECH INFO

Hose Size Inches	Length Overall Inches	Width Overall Inches	Dealer Pkg. 5 Pcs.	Ship Wt. Carton Lbs. Dealer Pkg.
5/8	3-5/8	1-3/4	0709DP0PLB	2.9

FIGS. 0721 & 0722 - PUMP STRAINERS

CONSTRUCTION:

- CAST BRONZE




FIG. 0721



As seen in 1944 Catalog


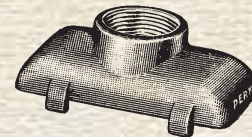


FIG. 0722

ORDERING & TECH INFO

Pipe Size Inches	Length Overall Inches	Width Overall Inches	Standard Package - 1 Pc.	Ship Wt. Carton Lbs. Standard Pkg.
1-1/4	4-3/4	2-3/4	0721000PLB	1.7
1-1/4	4-1/2	2-3/4	0722000PLB	1.5

CERTIFICATION:


- UL Std. 1121



FIG. 0124 - GARBOARD DRAIN PLUG

CONSTRUCTION:

- CAST BRONZE FLANGE
- BRASS PLUG
- COMPLETE WITH ZINC PLATED STEEL WRENCH



As seen in 1938 Catalog



FIG. 0124

ORDERING & TECH INFO

Pipe Size Inches	Length Threaded Neck Inches	O.D. Flange Inches	Standard Package - 5 Pcs.	Screw Size	Ship Wt. Carton Lbs. Standard Pkg.
1	1	3-1/8	0124000PLB	10	6.4

SPARE PARTS ORDERING INFORMATION

Wrench: 012400099A

Plug: 012400099B



GARBOARD DRAIN PLUGS

100th Year Anniversary Edition - 1907 to 2007



FIG. 0266 - GARBOARD DRAIN PLUG

CONSTRUCTION:

- CAST BRONZE

CERTIFICATION:

- UL Std. 1121




FIG. 0266

As seen in 1953 Catalog

ORDERING & TECH INFO

Pipe Size Inches	Length Threaded Neck Inches	O.D. Flange Inches	Dealer Pkg. 5 Cards 1 Pc. per Card	OEM Bulk Pkg. 25 Pcs.	Screw Size	Ship Wt. Carton Lbs. DP/OEM Bulk
3/4	5/8	2-3/8	0266DP0PLB	0266000PLB	8	4.0/17.0

Spare Plug: 0370DP0PLB.



FIG. 0363 - GARBOARD DRAIN PLUG

CONSTRUCTION:

- CAST BRONZE

CERTIFICATION:

- UL Std. 1121




FIG. 0363

ORDERING & TECH INFO

Pipe Size Inches	Maximum Hull Thickness Inches	Length Threaded Neck Inches	O.D. Flange Inches	Dealer Pkg. 5 Cards 1 Pc. per Card	OEM Bulk Pkg. 25 Pcs.	Ship Wt. Carton Lbs. DP/OEM Bulk
3/4	3/4	1-1/4	2-3/8	0363DP0PLB	0363000PLB	5.5/22.7

Spare Plug: 0370DP0PLB.



FIGS. 0714 & 0737 - GARBOARD DRAIN PLUGS

CONSTRUCTION:

- CAST BRONZE FLANGE WITH BRASS PLUG

CERTIFICATION:

- UL Std. 1121

FIG. 0737
Complete with Brass Backing Plate and Fasteners



FIG. 0714



As seen in 1953 Catalog

ORDERING & TECH INFO

Pipe Size Inches	O.D. Flange Inches	Dealer Pkg. 5 Cards 1 Pc. per Card	OEM Bulk Pkg. 50 Pcs.	Screw Size	Ship Wt. Carton Lbs. DP/OEM Bulk
1/2	2	0714DP1PLB	0714001PLB	8	1.6/12.9
Pipe Size Inches	Hull Thickness Inches	O.D. Flange Inches	Display Pkg. 5 Cards 1 Pc. per Card	Screw Size	Ship Wt. Carton Lbs. Display Pack
1/2	7/16	2	0737DP1PLB	8-32	1.9

Spare Plug: 0742DP1



As seen in 1955 Catalog



FIG. 0737

UNDERWATER HARDWARE, DECK PLATES, FILLS AND VENTS

CERTIFICATION:

• UL Std. 1121

FIGS. 0834 & 0835 - SEACOCKS - BALL VALVE DESIGN

CONSTRUCTION:

• CAST BRONZE

FIG. 0834 - WITH 90° CURVED HOSE ADAPTER
FIG. 0835 - WITH STRAIGHT HOSE ADAPTER

Includes Thru-Hull, Hose Adapter, Drain Plug, Four Pre-Drilled Mounting Holes and Bonding Screw.

PERKO Seacocks Incorporate a Plastic Ball and Seat Assuring a Tight Seal and Ease of Operation, and Drain Plugs for Winterizing. Handles are Easily Removed.



FIG. 0834



FIG. 0835



ORDERING & TECH INFO

Hose Size Inches	Pipe Size Inches	Flange Dia. Inches	Fig. 0834 Overall Height*	Fig. 0834 Standard Pkg. - 1 Pc.	Ship Wt. Carton Lbs. Standard Pkg.	Fig. 0835 Overall Height*	Fig. 0835 Standard Pkg. - 1 Pc.	Bolt Size	Ship Wt. Carton Lbs. Standard Pkg.
3/4	3/4	3-1/4	5-7/8	0834005PLB	3.1	5	0835005PLB	5/16	2.4
1	1	4-3/8	6-3/8	0834006PLB	4.9	5-3/8	0835006PLB	3/8	4.3
1-1/4	1-1/4	4-7/8	7-5/8	0834007PLB	7.0	6-1/4	0835007PLB	3/8	6.1
1-1/2	1-1/2	5-1/2	8-3/8	0834008PLB	9.0	6-5/8	0835008PLB	3/8	8.2
2	2	5-3/4	10-3/8	0834009PLB	15.4	7-7/8	0835009PLB	3/8	14.3
2-1/2	2-1/2	7-1/4	12-1/2	0834010PLB	25.0	10-3/8	0835010PLB	1/2	25.0
3	3	8	14-3/8	0834011PLB	32.0	12	0835011PLB	1/2	32.0

* Overall Height is measured from the top of the hose adapter to the bottom of the flange.

CERTIFICATION:

• UL Std. 1121



FIG. 0805 - SEACOCK BODY - BALL VALVE DESIGN

CONSTRUCTION:

• CAST BRONZE

These Valve Bodies are Offered to Meet the Needs of Applications that Require Extra Long, Scoop or Flush Type Thru-Hulls.



FIG. 0805

ORDERING & TECH INFO

Flange Diameter Inches	Overall Height Inches*	Pipe Size Inches	Fig. 0805 Standard Pkg. - 1 Pc.	Ship Wt. Carton Lbs. Standard Pkg.
3-1/4	3-3/8	3/4	0805005PLB	2.3
4-3/8	3-3/4	1	0805006PLB	3.9
4-7/8	4-1/4	1-1/4	0805007PLB	5.3
5-1/2	4-1/2	1-1/2	0805008PLB	6.4
5-3/4	5-3/4	2	0805009PLB	11.0
7-1/4	7-1/2	2-1/2	0805010PLB	19.6
8	7-3/4	3	0805011PLB	21.9

* Overall Height is measured from the top of the valve body to the bottom of the flange.

SPARE PARTS ORDERING INFORMATION

The Repair Kits Listed Below Consist of: 1 Ball, 2 Ball Seats and 2 O-Rings for the Valve Stem.

Pipe Size Inches	Repair Kit Part No.	Pipe Size Inches	Repair Kit Part No.	Handle Size	Part No.
3/4	080500599B	2-1/2	080501099B	Size 7	080500799D
1	080500699B	3	080501199B	Size 8	080500899D
1-1/4	080500799B	Handle		Size 9	080500999D
1-1/2	080500899B	Size 5	080500599D	Size 10	080501099D
2	080500999B	Size 6	080500699D	Size 11	080501199D

UNDERWATER HARDWARE, DECK PLATES, FILLS AND VENTS



IN LINE VALVE & PIPE TO HOSE ADAPTERS

100th Year Anniversary Edition - 1907 to 2007



FIG. 0825 - INLINE VALVE

CONSTRUCTION:

- CAST BRONZE
- DRAIN PLUG AND BONDING SCREW INCLUDED
- BALL VALVE FOR SMOOTH OPERATION



FIG. 0825

ORDERING & TECH INFO

Pipe Size Inches	Standard Package - 1 Pc.	Ship Wt. Carton Lbs. Std Pkg.
1/2	0825004PLB	0.9
3/4	0825005PLB	1.0
1	0825006PLB	1.8
1-1/4	0825007PLB	2.8
1-1/2	0825008PLB	4.1

FIG. 0063 - PIPE TO HOSE ADAPTER

CONSTRUCTION:

- CAST BRONZE
- CAST HEX FOR EASIER INSTALLATION
- CURVED 90 DEGREES

CERTIFICATION:

- UL Std. 1121



FIG. 0063

ORDERING & TECH INFO

Pipe Size Inches	Hose Size Inches	Length Overall Inches	Dealer Pkg. 5 Pcs.	Standard Package 1 Pc.	OEM Bulk Pkg.	OEM Bulk Pkg. Pcs.	Ship Wt. Carton Lbs. DP/Std./OEM Bulk
3/4	3/4	4-1/2	0063DP5PLB	-----	0063005PLB	25	2.1/--/9.1
1	1	4-3/4	0063DP6PLB	-----	0063006PLB	25	3.7/--/16.9
1-1/4	1-1/4	5-1/2	0063DP7PLB	-----	0063007PLB	25	5.5/--/25.3
1-1/2	1-1/2	6	0063DP8PLB	-----	0063008PLB	10	7.5/--/14.6
2	2	7	-----	0063009PLB	0063009PLB	10	--/2.9/27.1
2-1/2	2-1/2	8-1/2	-----	0063010PLB	-----	---	--/3.9/--
3	3	10	-----	0063011PLB	-----	---	--/4.3/--

NOTE: The Above Item Meets the Requirements of U.S.C.G. Safety Standards, January 31, 1977 for Gasoline Fuel Systems, 33 CFR 183.

FIG. 0076 - PIPE TO HOSE ADAPTER

CONSTRUCTION:

- CAST BRONZE
- CAST HEX FOR EASIER INSTALLATION
- PRECISION MACHINED HOSE BARB

CERTIFICATION:

- UL Std. 1121



FIG. 0076

ORDERING & TECH INFO

Pipe Size Inches	Hose Size Inches	Length Overall Inches	Dealer Pkg. 5 Pcs.	Standard Pkg. - 1 Pc.	OEM Bulk Pkg. 25 Pcs.	Ship Wt. Carton Lbs. DP/Std./OEM Bulk
1/2	5/8	1-5/8	0076DP4PLB	-----	0076004PLB	0.9/--/3.5
3/4	3/4	1-3/4	0076DP5PLB	-----	0076005PLB	1.1/--/4.7
1	1	1-3/4	0076DP6PLB	-----	0076006PLB	1.9/--/7.9
1-1/4	1-1/4	2	0076DP7PLB	-----	0076007PLB	2.6/--/11.7
1-1/2	1-1/2	2-1/4	0076DP8PLB	-----	0076008PLB	3.9/--/18.6
2	2	2-5/8	-----	0076009PLB	0076009PLB	--/1.1/26.7
2-1/2	2-1/2	4	-----	0076010PLB	-----	--/2.0/--
3	3	5-1/8	-----	0076011PLB	-----	--/3.2/--

NOTE: The Above Item Meets the Requirements of U.S.C.G. Safety Standards, January 31, 1977 for Gasoline Fuel Systems, 33 CFR 183.

CERTIFICATION:

• UL Std. 1121



FIG. 0350 - THRU-HULL CONNECTION FOR USE WITH HOSE**


CONSTRUCTION OPTIONS:

- CAST BRONZE, PLAIN OR CHROME PLATED
- REGULAR OR SHORT LENGTH VERSIONS

FLANGE IS MACHINED TO FIT HULL AND GROOVED TO RETAIN BEDDING COMPOUND
NECK IS THREADED TO APPROXIMATELY 3/16 INCH FROM FLANGE.

REGULAR LENGTH - Fits Maximum Hull Thickness up to 2 Inches.

SHORT LENGTH - For Thin Hull Sections up to 5/8 Inches Maximum



**FIG. 0350 CHROME
REGULAR LENGTH**

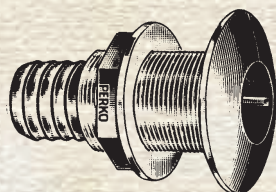



Fig. 0350 Image
From 1960 Catalog



**FIG. 0350 PLAIN
REGULAR LENGTH**



**FIG. 0350 CHROME
SHORT LENGTH**



ILLUSTRATION OF
BEDDING GROOVE

ORDERING & TECH INFO

REGULAR LENGTH - PLAIN BRONZE

Hose Size Inches	Mounting Hole Dia. Inches	Max. Hull Thickness Inches	O.D. Flange Inches	Dealer Pkg. 5 Pcs.	OEM Bulk Pkg. 10 Pcs.	Ship Wt. Carton Lbs. DP/OEM Bulk
5/8	13/16	1-1/16	1-1/2	0350004DPP	0350004PLB	1.9/3.0
3/4	1	1-5/8	1-7/8	0350005DPP	0350005PLB	2.9/5.5
1	1-5/16	1-3/4	2-1/4	0350006DPP	0350006PLB	4.7/8.6
1-1/8	1-5/16	1-3/4	2-1/4	035006ADPP	035006APLB	4.7/9.0
1-1/4	1-5/8	1-7/8	2-3/4	0350007DPP	0350007PLB	6.6/12.6
1-1/2	1-7/8	1-7/8	3-1/8	0350008DPP	0350008PLB	8.3/15.9
2	2-3/8	2	3-3/4	-----	0350009PLB*	--/2.2

REGULAR LENGTH - CHROME PLATED BRONZE

Hose Size Inches	Mounting Hole Dia. Inches	Max. Hull Thickness Inches	O.D. Flange Inches	Dealer Pkg. 5 Pcs.	OEM Bulk Pkg. 10 Pcs.	Ship Wt. Carton Lbs. DP/OEM Bulk
5/8	13/16	1-1/16	1-1/2	0350004DPC	0350004CHR	1.9/3.3
3/4	1	1-5/8	1-7/8	0350005DPC	0350005CHR	3.0/5.6
1	1-5/16	1-3/4	2-1/4	0350006DPC	0350006CHR	4.6/8.4
1-1/8	1-5/16	1-3/4	2-1/4	035006ADPC	035006ACHR	4.9/8.9
1-1/4	1-5/8	1-7/8	2-3/4	0350007DPC	0350007CHR	6.7/12.9
1-1/2	1-7/8	1-7/8	3-1/8	0350008DPC	0350008CHR	8.2/16.1
2	2-3/8	2	3-3/4	-----	0350009CHR*	--/2.5

SHORT LENGTH - PLAIN BRONZE

Hose Size Inches	Mounting Hole Dia. Inches	Max. Hull Thickness Inches	O.D. Flange Inches	Dealer Pkg. 5 Pcs.	OEM Bulk Pkg. 10 Pcs.	Ship Wt. Carton Lbs. DP/OEM Bulk
5/8	13/16	5/8	1-1/2	0350S04DPP	0350S04PLB	1.7/2.9
3/4	1	5/8	1-7/8	0350S05DPP	0350S05PLB	2.2/3.9
1	1-5/16	5/8	2-1/4	0350S06DPP	0350S06PLB	2.8/5.2
1-1/8	1-5/16	5/8	2-1/4	0350S6ADPP	0350S6APLB	2.9/5.2
1-1/4	1-5/8	5/8	2-3/4	0350S07DPP	0350S07PLB	4.5/8.6
1-1/2	1-7/8	5/8	3-1/8	0350S08DPP	0350S08PLB	5.7/10.7

SHORT LENGTH - CHROME PLATED BRONZE

Hose Size Inches	Mounting Hole Dia. Inches	Max. Hull Thickness Inches	O.D. Flange Inches	Dealer Pkg. 5 Pcs.	OEM Bulk Pkg. 10 Pcs.	Ship Wt. Carton Lbs. DP/OEM Bulk
5/8	13/16	5/8	1-1/2	0350S04DPC	0350S04CHR	1.4/2.7
3/4	1	5/8	1-7/8	0350S05DPC	0350S05CHR	2.1/3.9
1	1-5/16	5/8	2-1/4	0350S06DPC	0350S06CHR	2.8/5.1
1-1/8	1-5/16	5/8	2-1/4	0350S6ADPC	0350S6ACHR	2.7/5.2
1-1/4	1-5/8	5/8	2-3/4	0350S07DPC	0350S07CHR	4.6/8.6
1-1/2	1-7/8	5/8	3-1/8	0350S08DPC	0350S08CHR	5.8/11.1

*OEM Bulk Pkg. 1 Pc.

Spare Flanged Nut See Fig. 0075, on page 147.

**NOTE: Thru-Hull Connections For Use With Hose Are Not Recommended For Use Below The Waterline Per A.B.Y.C. "Safety Standards For Small Craft" Section H-27.

UNDERWATER HARDWARE, DECK PLATES, FILLS AND VENTS



THRU-HULL CONNECTIONS

100th Year Anniversary Edition - 1907 to 2007



FIG. 0331 - FLUSH MOUNT THRU-HULL CONNECTION FOR USE WITH PIPE

CONSTRUCTION:

- CAST BRONZE

THE EXTERIOR SURFACE OF THE FLANGE IS MACHINED FLAT AND DESIGNED TO BE COUNTERSUNK INTO THE HULL, RESULTING IN A SMOOTH EXTERNAL FIT WITH NO RAISED PORTION TO INCREASE DRAG.



CERTIFICATION:

- UL Std. 1121


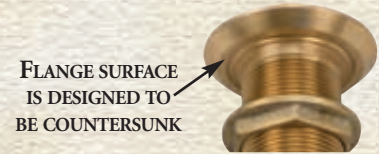


FIG. 0331



FLANGE SURFACE IS DESIGNED TO BE COUNTERSUNK

ORDERING & TECH INFO

Pipe Size Inches	Mounting Hole Dia. Inches	Max. Hull Thickness Inches	O.D. Flange Inches	Dealer Pkg. 5 Pcs.	OEM Bulk Package	OEM Bulk Pkg. Qty	Ship Wt. Carton Lbs. DP/OEM Bulk
1/2	13/16	2-3/16	1-11/16	0331DP4PLB	0331004PLB	10	2.3/4.6
3/4	1	2-3/8	2	0331DP5PLB	0331005PLB	10	2.8/5.2
1	1-5/16	2-9/16	2-1/4	0331DP6PLB	0331006PLB	10	3.8/7.0
1-1/4	1-5/8	2-15/16	2-7/8	0331DP7PLB	0331007PLB	10	6.7/12.8
1-1/2	1-7/8	3-1/16	2-31/32	0331DP8PLB	0331008PLB	10	7.3/13.8
2	2-3/8	3-3/8	3-7/8	-----	0331009PLB	1	--/2.3

Spare Flanged Nut See Fig. 0075, on page 147.

FIG. 0348 - EXTRA LONG THRU-HULL CONNECTION FOR USE WITH PIPE

CONSTRUCTION:

- CAST BRONZE

FLANGE IS MACHINED TO FIT HULL AND GROOVED TO RETAIN BEDDING COMPOUND
NECK IS THREADED TO APPROXIMATELY 3/8 INCH FROM FLANGE



CERTIFICATION:

- UL Std. 1121



ILLUSTRATION OF BEDDING GROOVE




FIG. 0348

ORDERING & TECH INFO

Pipe Size Inches	Mounting Hole Dia. Inches	Max. Hull Thickness Inches	O.D. Flange Inches	Dealer Pkg. 5 Pcs.	OEM Bulk Package	OEM Bulk Pkg. Qty	Ship Wt. Carton Lbs. DP/OEM Bulk
3/4	1	5	1-7/8	0348DP5PLB	0348005PLB	25	4.3/20.0
1	1-5/16	4-7/8	2-1/4	0348DP6PLB	0348006PLB	10	5.4/10.4
1-1/4	1-5/8	4-5/8	2-3/4	0348DP7PLB	0348007PLB	10	8.5/17.5
1-1/2	1-7/8	4-5/8	3	0348DP8PLB	0348008PLB	10	10.4/20.1
2	2-3/8	4-1/2	3-5/8	-----	0348009PLB	1	--/2.8
2-1/2	2-7/8	4-1/4	4-5/16	-----	0348010PLB	1	--/3.6

Spare Flanged Nut See Fig. 0075, on page 147.

FIG. 0322 - THRU-HULL CONNECTION FOR USE WITH PIPE

CONSTRUCTION:

- CAST BRONZE

FLANGE IS MACHINED TO FIT HULL AND GROOVED TO RETAIN BEDDING COMPOUND

NECK IS THREADED TO APPROXIMATELY 3/8 INCH FROM FLANGE



CERTIFICATION:

- UL Std. 1121



FIG. 0322

ILLUSTRATION OF BEDDING GROOVE




Fig. 0322 Image From 1944 Catalog

ORDERING & TECH INFO

Pipe Size Inches	Mounting Hole Dia. Inches	Max. Hull Thickness Inches	O.D. Flange Inches	Dealer Pkg. 5 Pcs.	Standard Package - 1 Pc.	OEM Bulk Pkg. 25 Pcs.	Ship Wt. Carton Lbs. DP/Std/OEM
3/8	11/16	1-3/4	1-7/16	0322DP3PLB	-----	0322003PLB	1.7/--/6.9
1/2	13/16	1-3/8	1-1/2	0322DP4PLB	-----	0322004PLB	1.8/--/7.9
3/4	1	1-1/2	1-7/8	0322DP5PLB	-----	0322005PLB	2.4/--/11.6
1	1-5/16	1-7/8	2-3/16	0322DP6PLB	-----	0322006PLB	4.1/--/18.0
1-1/4	1-5/8	2	2-3/4	0322DP7PLB	-----	0322007PLB	6.0/--/29.4
1-1/2	1-7/8	2-1/4	3	0322DP8PLB	-----	0322008PLB*	7.6/--/15.0
2	2-3/8	2-3/8	3-5/8	-----	0322009PLB	0322009PLB*	--/2.1/19.4
2-1/2	2-7/8	2-5/8	4-1/2	-----	0322010PLB	-----	--/2.8/--
3	3-1/2	2-3/4	5	-----	0322011PLB	-----	--/4.6/--

* O.E.M. Bulk Pkg. - 10 pcs. Spare Flanged Nut See Fig. 0075, on page 147.

CERTIFICATION:

• UL Std. 1121



FIG. 0301 - THRU-HULL CONNECTION FOR USE WITH HOSE**

CONSTRUCTION:

- MOLDED WHITE PLASTIC
- NARROW FLANGE



FIG. 0301

ORDERING & TECH INFO

Hose Size Inches	Mounting Hole Dia. Inches	Max. Hull Thickness Inches	O.D. Flange Inches	Dealer Pkg. 10 Pcs.	OEM Bulk Pkg. 100 Pcs.	Ship Wt. Carton Lbs. DP/OEM Bulk
1/2	13/16	1-1/4	1-1/4	0301DP4	0301004	0.8/5.0
5/8	13/16	1-1/4	1-1/4	0301DP4A	030104A	0.9/5.1
3/4	1	1-7/16	1-1/2	0301DP5	0301005	1.2/7.6
1	1-5/16	1-1/2	1-7/8	0301DP6	0301006*	1.8/6.1
1-1/8	1-5/16	1-1/2	1-7/8	0301DP6A	030106A*	1.6/6.2
1-1/2	1-7/8	1-7/8	2-1/2	0301DP8	0301008*	3.4/14.5

* OEM Bulk Pkg. - 50 pcs.
Spare Flanged Nut See Fig. 0326 on Page 147.

CERTIFICATION:

• UL Std. 1121



FIG. 0328 - THRU-HULL CONNECTION FOR USE WITH HOSE**

CONSTRUCTION:

- MOLDED WHITE PLASTIC
- BROAD FLANGE



FIG. 0328

ORDERING & TECH INFO

Hose Size Inches	Mounting Hole Dia. Inches	Max. Hull Thickness Inches	O.D. Flange Inches	Dealer Pkg. 10 Pcs.	OEM Bulk Pkg. 100 Pcs.	Ship Wt. Carton Lbs. DP/OEM Bulk
1/2	13/16	1-1/4	1-1/2	0328DP4	0328004	1.0/5.8
5/8	13/16	1-1/4	1-1/2	0328DP4A	032804A	1.0/6.1
3/4	1	1-7/16	1-7/8	0328DP5	0328005	1.3/9.1
1	1-5/16	1-1/2	2-1/4	0328DP6	0328006*	2.0/7.3
1-1/8	1-5/16	1-1/2	2-1/4	0328DP6A	032806A*	2.0/7.0
1-1/2	1-7/8	1-7/8	3	0328DP8	0328008*	3.7/18.9

* OEM Bulk Pkg. - 50 Pcs.
Spare Flanged Nut See Fig. 0326 on Page 147.

**NOTE: Thru-Hull Connections For Use With Hose Are Not Recommended For Use Below The Waterline Per A.B.Y.C. "Safety Standards For Small Craft" Section H-27.

FIG. 0377 - THRU-HULL SCUPPER FOR USE WITH HOSE

CONSTRUCTION OPTIONS:

- CAST BRONZE
- PLAIN OR CHROME PLATED
- RECESSED FLAPPER



CERTIFICATION:

- UL Std. 1121

FLANGE IS MACHINED TO FIT HULL AND GROOVED TO RETAIN BEDDING COMPOUND




FIG. 0377B CHR




FIG. 0377B PLB




FIG. 0377A CHR




FIG. 0377A PLB



ILLUSTRATION OF BEDDING GROOVE

ORDERING & TECH INFO

Finish	Hose Size Inches	Mounting Hole Dia. Inches	Maximum Hull Thickness Inches	O.D. Flange Inches	OEM Bulk Pkg.	Ship Wt.
					10 Pcs.	Carton Lbs. OEM Bulk Pkg.
Chrome	1-1/2	1-7/8	1-3/4	3-1/8	0377A08CHR	15.2
Plain	1-1/2	1-7/8	1-3/4	3-1/8	0377A08PLB	16.3
Chrome	2	2-3/8	2	3-3/4	0377A09CHR	22.1
Chrome	1-1/2	1-7/8	3	3-1/8	0377B08CHR	19.0
Plain	1-1/2	1-7/8	3	3-1/8	0377B08PLB	18.8

Spare Flanged Nut See Fig. 0075, on page 147.


NOTE: Thru-Hull Connections For Use With Hose Are Not Recommended For Use Below The Waterline Per A.B.Y.C. "Safety Standards For Small Craft" Section H-27.

FIG. 0361 - FLUSH MOUNT DRAIN FOR USE WITH PIPE

CONSTRUCTION:

- CHROME PLATED CAST BRONZE BODY WITH BRASS SCREEN

THE EXTERIOR SURFACE OF THE FLANGE IS MACHINED FLAT AND DESIGNED TO BE COUNTERSUNK INTO THE HULL, RESULTING IN A SMOOTH EXTERNAL FIT



CERTIFICATION:

- UL Std. 1121



FIG. 0361

ORDERING & TECH INFO

Pipe Size Inches	Mounting Hole Dia. Inches	Maximum Thickness Inches	O.D. Flange Inches	Standard	OEM Bulk	Ship Wt.
				Pkg. - 1 Pc.	Pkg.	Carton Lbs. Std. Pkg/OEM Bulk
3/4	1	2-3/8	2	0361005CHR	5	0.8/5.9
1-1/4	1-5/8	2-15/16	2-7/8	0361007CHR	5	1.4/6.2

Spare Flanged Nut See Fig. 0075, on page 147.

FIG. 0323 - THRU-HULL SCUPPER FOR MOUNTING THROUGH TRANSOM



FIG. 0323

CONSTRUCTION:

- MOLDED WHITE PLASTIC
- SOFT BLACK FLAPPER
- NUT AND MOUNTING HARDWARE INCLUDED

ORDERING & TECH INFO

Hose Size Inches	Mounting Hole Dia. Inches	Max. Hull Thickness Inches	O.D. Flange Inches	Dealer Pkg. 5 Cards 1 Pc. per Card	OEM Bulk Pkg. 50 Pcs.	Ship Wt. Carton Lbs. DP/OEM Bulk
1-1/2	1-7/8	2-1/8	2-7/8	0323DP	0323	2.5/17.0

Spare Flanged Nut See Fig. 0326, on page 147.

FIG. 0327 - THRU-HULL SCUPPER FOR MOUNTING THROUGH TRANSOM



FIG. 0327

CONSTRUCTION:

- MOLDED WHITE PLASTIC
- RECESSED SOFT BLACK FLAPPER
- NUT AND MOUNTING HARDWARE INCLUDED

ORDERING & TECH INFO

Hose Size Inches	Mounting Hole Dia. Inches	Max. Hull Thickness Inches	O.D. Flange Inches	Dealer Pkg. 5 Cards 1 Pc. per Card	OEM Bulk Pkg. 50 Pcs.	Ship Wt. Carton Lbs. OEM Bulk Pkg.
1-1/2	1-7/8	3-1/4	2-7/8	0327DP	0327	19.2

Spare Flanged Nut See Fig. 0326, on page 147.

FIG. 0333 - THRU-HULL SCUPPER FOR MOUNTING THROUGH TRANSOM



FIG. 0333

CONSTRUCTION:

- MOLDED WHITE PLASTIC
- RECESSED SOFT BLACK FLAPPER
- NUT INCLUDED

ORDERING & TECH INFO

Hose Size Inches	Mounting Hole Dia. Inches	Max. Hull Thickness Inches	O.D. Flange Inches	Dealer Pkg. 5 Cards 1 Pc. per Card	OEM Bulk Pkg. 50 Pcs.	Ship Wt. Carton Lbs. DP/OEM Bulk
1-1/2	1-7/8	2-1/8	3	0333DP	0333	2.3/15.5

Spare Flanged Nut See Fig. 0326, on page 147.

FIG. 0343



Illustration shows sections of ribs cut out to adjust for various surface thicknesses.

FIG. 0343 - ADJUSTABLE THRU-HULL SCUPPER

CONSTRUCTION:

- MOLDED WHITE PLASTIC
- RECESSED SOFT BLACK FLAPPER

Designed for Surface Thickness from 2 inches to 4-3/4 inches.
Female portion of scupper can be cut down by one rib for each 1/4 inch difference between hull thickness and 4-3/4 inches.

ORDERING & TECH INFO

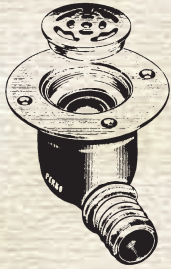
I.D. Inches	Mounting Hole Dia. Inches	Max. Hull Thickness Inches	O.D. Flange Inches	Dealer Pkg. 5 Cards 1 Pc. per Card	OEM Bulk Pkg. 50 Pcs.	Ship Wt. Carton Lbs. DP/OEM Bulk
1-11/32	1-13/16	4-3/4	2-15/16	0343DP	0343	2.5/12.9

NOTE: The Above Thru-Hull Connections For Use With Hose Are Not Recommended For Use Below The Waterline Per A.B.Y.C. "Safety Standards For Small Craft" Section H-27.



SCUPPERS

100th Year Anniversary Edition - 1907 to 2007



As seen in
1960 Catalog

FIG. 0142 - COCKPIT SCUPPER
FOR USE WHEN DISCHARGE IS BELOW THE WATERLINE
CONSTRUCTION:

- PLAIN OR CHROME PLATED CAST BRONZE
- RUBBER CHECK BALL
- DECK KEY INCLUDED
- ANGLE OF OUTLET IS 45 DEGREES



FIG. 0142

ORDERING & TECH INFO

Hose Size Inches	O.D. Grate Inches	O.D. Flange Inches	Plain Bronze Std. Pkg. - 1 Pc.	Chrome Plated Bronze Std. Pkg. - 1 Pc.	Screw Size	Ship Wt. Carton Lbs. PLB/CHR
1	1-13/16	3-1/4	0142001PLB	0142001CHR	8	1.6/1.5
1-1/2	2-1/4	3-5/8	0142002PLB	0142002CHR*	8	2.4/2.4

* O.E.M. Bulk Pkg. - 10 pcs.

SPARE PARTS ORDERING INFORMATION

Hose Size Inches	Plain Bronze Grate	Chrome Plated Bronze Grate	Check Ball Only	Spare Key Only
1	0142P0199A	0142C0199A	014200199B	12487-8DP
1-1/2	0142P0299A	0142C0299A	014200299B	12487-8DP

FIG. 0285 - FLUSH MOUNT COCKPIT SCUPPER FOR USE WITH HOSE

FOR USE WHEN DISCHARGE IS ABOVE THE WATERLINE

CONSTRUCTION:

- MOLDED WHITE PLASTIC

INSERT PREVENTS PASSAGE OF LARGE OBJECTS WITHOUT RESTRICTING WATER FLOW



FIG. 0285

ORDERING & TECH INFO

Hose Size Inches	Max. Hull Thickness Inches	O.D. Flange Inches	I.D. Inches	Dealer Pkg. 5 Cards 1 Pc. per Card	OEM Bulk Pkg. 50 Pcs.	Ship Wt. Carton Lbs. DP/OEM Bulk
1-1/2	1-3/4	2-3/4	1-1/2	0285DP	0285	2.0/15.4

Spare Flanged Nut See FIG. 0326, Below

FIG. 0365 - SCUPPER VALVE ASSEMBLY FOR SURFACE MOUNT APPLICATIONS

CONSTRUCTION:

- MOLDED WHITE PLASTIC
- SOFT BLACK FLAPPER

THRU-HULL AND MOUNTING HARDWARE NOT INCLUDED



FIG. 0365

ORDERING & TECH INFO

O.D. Flange Inches	Dealer Pkg. - 5 Cards 1 Pc. per Card	OEM Bulk Pkg. 50 Pcs.	Screw Size	Ship Wt. Carton Lbs. DP/OEM Bulk
2-7/8	0365DP	0365	6	0.6/3.4

FIG. 0075 - SPARE FLANGED LOCK NUT

- CAST BRONZE

FIG. 0326 - SPARE FLANGED LOCK NUT

- MOLDED WHITE PLASTIC



FIG. 0075



FIG. 0326

ORDERING & TECH INFO

Pipe Size Inches	Cast Bronze Nut	Dealer Pkg. Pcs.	Ship Wt. Carton Lbs. Dealer Pkg.	White Plastic Dealer Pkg. - 10 Pcs.	White Plastic OEM Bulk Pkg.	Bulk Pkg. Qty.	Ship Wt. Carton Lbs. DP/OEM Bulk
3/8	0075003DPP	5	0.3	-----	-----	---	---
1/2	0075004DPP	5	0.3	0326DP4	0326004	100	0.4/1.4
3/4	0075005DPP	5	0.4	0326DP5	0326005	100	0.4/1.5
1	0075006DPP	5	0.5	0326DP6	0326006	50	0.4/1.0
1-1/4	0075007DPP	5	0.7	-----	-----	---	---
1-1/2	0075008DPP	1	0.3	0326DP8	0326008	50	0.8/1.1
2	0075009DPP	1	0.4	-----	-----	---	---
2-1/2	0075010DPP	1	0.6	-----	-----	---	---
3	0075011DPP	1	0.7	-----	-----	---	---

FIG. 0499 - WATER INLET FITTING FOR OBTAINING WATER AT DOCKSIDE



FIG. 0499

CONSTRUCTION:

- CHROME PLATED BRONZE
- STANDARD FEMALE SWIVEL HOSE CONNECTOR
- BLACK PLASTIC WATERTIGHT PLUG
- STAINLESS STEEL BEAD CHAIN

ORDERING & TECH INFO

Pipe Size Inches	O.D. Flange Inches	Dealer Pkg. 5 Cards 1 Pc. per Card	OEM Bulk Pkg. 10 Pcs.	Screw Size	Ship Wt. Carton Lbs. DP/OEM Bulk
1/2	2-3/4	0499DP0CHR	0499000CHR	8	2.6/4.2

Spare Plug with Chain: 0499DP099A.

FIG. 0504 - WATER OUTLET FITTING FOR USE WITH ON-BOARD WASHDOWN SYSTEMS



FIG. 0504

CONSTRUCTION:

- CHROME PLATED BRONZE
- STANDARD MALE HOSE CONNECTOR
- WATERTIGHT BLACK PLASTIC CAP
- STAINLESS STEEL BEAD CHAIN

ORDERING & TECH INFO

Pipe Size Inches	O.D. Flange Inches	Dealer Pkg. 5 Cards 1 Pc. per Card	OEM Bulk Pkg. 10 Pcs.	Screw Size	Ship Wt. Carton Lbs. DP/OEM Bulk
1/2	2-3/4	0504DP0CHR	0504000CHR	8	2.4/3.8

Spare Cap with Chain: 0504DP099A

FIG. 0526 - REGULAR DECK PLATE

CONSTRUCTION:

- CAST BRONZE
- PLAIN OR CHROME PLATED
- DECK KEY INCLUDED



FIG. 0526

ORDERING & TECH INFO

I.D. Opening Inches	O.D. Overall Inches	Plain Bronze Standard Pkg. - 1 Pc.	Chrome Plated Bronze Standard Pkg. - 1 Pc.	Screw Size	Ship Wt. Carton Lbs. Std. Pkg. PLB/CHR
		0526003PLB	0526003CHR		
3	5-3/8	0526003PLB	0526003CHR	10	2.0/2.1
4	7-1/16	0526004PLB	0526004CHR	10	3.6/3.5
5	8-3/8	0526005PLB	0526005CHR	10	4.9/5.0
6	9-3/8	0526006PLB	0526006CHR	1/4	7.5/7.4

SPARE PARTS ORDERING INFORMATION

I.D. Opening Inches	Plain Bronze Cap	Chrome Plated Bronze Cap	Spare Key Only
3	0526P0399A	0526C0399A	1248010ZNC
4	0526P0499A	0526C0499A	0539004PLB
5	0526P0599A	0526C0599A	0539005PLB
6	0526P0699A	0526C0699A	0539006PLB



AVAILABLE CONFIGURATIONS FOR FILL SETS

100th Year Anniversary Edition - 1907 to 2007



Fill & Vent Sets

0580 Style



1-1/2" Fills for Hose
Vented & Non-Vented
Angled & Straight
Gas, Diesel, Water & Waste

0582 Style



1-1/2" Fills for Hose
Vented & Non-Vented
Angled & Straight
Gas, Diesel, Water & Waste

0540 Style



1-1/2" Fills for Hose
Vented & Non-Vented
Angled & Straight
Gas, Diesel, Water & Waste

2" Fills for Hose
Vented & Non-Vented
Straight Gas, Diesel, Water
& Waste

0590 Style



1-1/2" Fills for Hose
Vented & Non-Vented
Angled & Straight
Gas, Diesel, Water & Waste

2" Fills for Hose
Vented & Non-Vented
Straight Gas & Diesel

0542 Style



1-1/2" Fills for Hose
Vented & Non-Vented
Angled & Straight

Gas, Diesel & Water

Black or White Plastic

1319 Style



1-1/2" Fills for Hose
Vented
Angled & Straight

Gas & Water

Black or White Plastic

Non-Vented Fill Sets

0520, 0524 & 0528 Style



**1-1/2" Fills for Hose or
1-1/2" & 2" Pipe**
Non-Vented, Straight
Gas, Diesel, Water & Waste

Plain Un-Marked
Fills for Pipe
1" to 3"

1270 Style



1-1/2" Fills for Hose

Non-Vented
Straight

Gas, Diesel, Water &
Waste

Sample Fills & Deck Plates



Vented Fills



Non-Vented Fills



Deck Plates For Pipe

CERTIFICATION:

• CE

ALSO AVAILABLE IN



See Pg. 251

FIGS. 0540 & 0541 - VENTED FILLS FOR 1-1/2" HOSE

PATENT NOS. 5,275,213 & 5,327,946

CONSTRUCTION:

- CHROME PLATED BRONZE CAP
- BLACK PLASTIC BODY
- STAINLESS STEEL BEAD CHAIN
- INTEGRAL TANK VENT WITH FLAME ARRESTOR AND ANTI SURGE VALVE
- DECK PLATE KEY INCLUDED
- **FIG. 0540 - ANGLED NECK**
- **FIG. 0541 - STRAIGHT NECK**



FIG. 0540
GAS



FIG. 0541
DIESEL

ORDERING INFO

Marked For:	Neck	Dealer Pkg. 5 Pcs.	OEM Bulk Pkg. 25 Pcs.	Ship Wt.
				Carton Lbs. DP/OEM Bulk
Gas	Angled	0540DPGCHR*	0540G00CHR*	3.9/15.2
Diesel	Angled	0540DPDCHR	0540D00CHR	3.6/15.1
Water	Angled	0540DPWCHR	0540W00CHR	4.0/14.8
Gas	Straight	0541DPGCHR*	0541G00CHR*	3.7/15.5
Diesel	Straight	0541DPDCHR	0541D00CHR	3.5/14.4
Water	Straight	0541DPWCHR	0541W00CHR	3.6/14.9

TECH INFO

For Hose Size: 1-1/2"
For Vent Hose: 5/8"
Length of Neck: 2-7/16"
Screw Size: #8

STOP FUEL THEFT

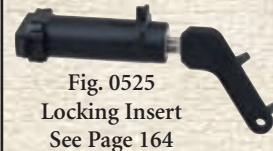


Fig. 0525
Locking Insert
See Page 164

SPARE PARTS ORDERING INFORMATION

Gas Cap, O-Ring & Retainer: 0540DPG99A
Diesel Cap, O-Ring & Retainer: 0540DPD99A
Water Cap, O-Ring & Retainer: 0540DPW99A
Deck Plate Key: 1247DP0BLK.



FIG. 1247

FOR A MATCHING WASTE DECK PLATE PLEASE SEE FIG. 0556 ON PAGE 162.

Note: Consider the use of the Mounting Ring (Fig. 0540DPRBLK) below for all installations.

UNDERWATER HARDWARE, DECK PLATES, FILLS AND VENTS



FIG. 0540DPR

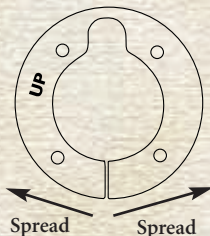


FIG. 0540 RING - SPARE MOUNTING RING

INSTALLATION NOTE:

ON THE USE OF VENTED FUEL FILLS

PERKO® FIGURE Nos. 0540, 0541, 0542, 0543, 0580, 0581, 0582, 0583, 0590 & 0591

The use of these heightening rings is required in any application where water might be splashed around a vented fill. The ring raises the opening between the fuel cap and fill an additional 3/8" above the deck surface thereby reducing the likelihood that splashed water will enter the fuel system through the breathing vent. The split version of the ring is designed for aftermarket use on existing installations. In most cases it allows the ring to be added without disconnecting fuel and vent hoses from the fill. For new OEM installations, rings are supplied without the split since they can then be installed before hoses are connected to the fill.

NOTE: The ring will not prevent water from entering the system if the cap becomes submerged or substantially flooded. If this situation exists, the fill/vent must be moved to a dry location or replaced with a sealed cap and a separate vent located elsewhere.

ORDERING INFO

Dealer Pkg. - 5 Cards	OEM Bulk Pkg.
1 Pc Per Card	50 Pcs.
0540DPRBLK	0540RNGBLK

*NOTE: These Items Meet the Requirements of U.S.C.G. Safety Standards, January 31, 1977, for Gasoline Fuel Systems, 33 CFR 183.

FIGS. 0590 & 0591 - VENTED FILLS FOR 1-1/2" HOSE

PATENT NOS. 5,275,213 & 5,327,946

CERTIFICATION:

• CE

CONSTRUCTION:

- CHROME PLATED BRONZE CAP
- BLACK PLASTIC BODY
- STAINLESS STEEL BEAD CHAIN
- INTEGRAL TANK VENT WITH FLAME ARRESTOR AND ANTI SURGE VALVE
- DECK PLATE KEY NOT REQUIRED

- **FIG. 0590 - ANGLED NECK**
- **FIG. 0591 - STRAIGHT NECK**



FIG. 0591
DIESEL



FIG. 0590
GAS

ORDERING INFO

Marked For:	Neck	Dealer Pkg. 5 Pcs.	OEM Bulk Pkg. 25 Pcs.	Ship Wt. Carton Lbs. DP/OEM Bulk
Gas	Angled	0590DPGCHR*	0590G00CHR*	4.9/18.3
Diesel	Angled	0590DPDCHR	0590D00CHR	4.9/18.3
Water	Angled	0590DPWCHR	0590W00CHR	4.9/18.3
Gas	Straight	0591DPGCHR*	0591G00CHR*	4.8/18.1
Diesel	Straight	0591DPDCHR	0591D00CHR	4.8/18.3
Water	Straight	0591DPWCHR	0591W00CHR	4.8/18.3

TECH INFO

For Hose Size: 1-1/2"
For Vent Hose: 5/8"
Length of Neck: 2-7/16"
Screw Size: #8

STOP FUEL THEFT

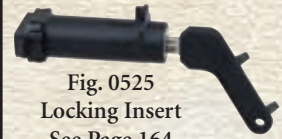


Fig. 0525
Locking Insert
See Page 164

FOR A MATCHING WASTE DECK PLATE PLEASE SEE FIG. 0563 ON PAGE 162.

SPARE PARTS ORDERING INFORMATION

Gas Cap, O-Ring & Retainer: 0590DPG99A
Diesel Cap, O-Ring & Retainer: 0590DPD99A
Water Cap, O-Ring & Retainer: 0590DPW99A



FIG. 0540DPR

Note: Consider the use of the Mounting Ring (Fig. 0540DPRBLK) on page 150 for all installations.



*NOTE: These Items Meet the Requirements of U.S.C.G. Safety Standards, January 31, 1977, for Gasoline Fuel Systems, 33 CFR 183.

CERTIFICATION:

• CE

FIGS. 1318 & 1319 - VENTED FILLS FOR 1-1/2" HOSE

PATENT No. 5,275,213

CONSTRUCTION OPTIONS:

- BLACK OR WHITE PLASTIC
- INTEGRAL TANK VENT WITH FLAME ARRESTOR
- NO DECK PLATE KEY OR GROUND WIRE REQUIRED
- FLIP TOP CAP

FIG. 1318 - 35° ANGLED NECK

FIG. 1319 - STRAIGHT NECK



FIG. 1319



FIG. 1318



STOP FUEL THEFT

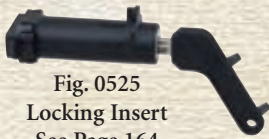


Fig. 0525
Locking Insert
See Page 164

ORDERING INFO

	Dealer Pkg. 10 Cards For: 1 Pc. per Card	OEM Bulk Pkg. 50 Pcs.	Ship Wt. Carton Lbs. DP/OEM Bulk
Gas	1318DPGBLK*	1318G00BLK*	4.7/17.4
Gas	1319DPGBLK*	1319G00BLK*	4.3/14.1
Gas	1319DPGWHT*	1319G00WHT*	4.3/14.5
Water	1319DPWBLK	1319W00BLK	4.3/15.0
Water	1319DPWWHT	1319W00WHT	4.3/14.5

TECH INFO

For Hose Size: 1-1/2"
For Vent Hose: 5/8"
Length of Neck: 2-7/16"
Screw Size: #10

UNDERWATER HARDWARE, DECK PLATES, FILLS AND VENTS

FIG. 0577 - VENTED FUEL FILL FOR 2 INCH HOSE

PATENT No. 5,275,213

ALSO AVAILABLE IN

MARINIUM
See Pg. 250

CONSTRUCTION:

- CHROME PLATED BRONZE
- INTEGRAL TANK VENT WITH FLAME ARRESTOR
- FIG. NO. 1247 DECK PLATE KEY, O-RING AND INTEGRAL RETAINER ON CAP INCLUDED
- GROUND WIRE REQUIRED



FIG. 1247



FIG. 0577



Alternative Style Cap
Available. Contact
Factory for Availability.

ORDERING INFO

	OEM Bulk Pkg. 5 Pcs. Std. Pkg. - 1 Pc.	Ship Wt. Carton Lbs. Std Pkg/OEM Bulk
Gas	0577G00CHR*	1.8/19.5
Diesel	0577D00CHR	1.8/19.5

TECH INFO

For Fuel Hose: 2"
For Vent Hose: 5/8"
Length of Neck: 3-5/8"
Screw Size: #8

*NOTE: These Items Meet the Requirements of U.S.C.G. Safety Standards, January 31, 1977, for Gasoline Fuel Systems, 33 CFR 183.



VENTED FILLS

100th Year Anniversary Edition - 1907 to 2007



FIGS. 0542 & 0543 - VENTED FILLS FOR 1-1/2" HOSE

PATENT Nos. 5,275,213 & 5,327,946

CONSTRUCTION:

- BLACK OR WHITE PLASTIC CAP WITH BLACK PLASTIC BODY
- BLACK PLASTIC STRAP
- INTEGRAL TANK VENT WITH FLAME ARRESTOR AND ANTI SURGE VALVE
- DECK PLATE KEY INCLUDED

- FIG. 0542 - ANGLED NECK
- FIG. 0543 - STRAIGHT NECK

CERTIFICATION:

• CE

FIG. 0543 GAS
WHITE TOP



FIG. 0543 WATER



FIG. 0542 GAS



FIG. 0542 GAS

Note: Consider the use of the Mounting Ring (Fig. 0540DPRBLK) on page 150 for all installations.

ORDERING INFO

Marked For	Cap Type	Dealer Pkg. 5 Pcs.	OEM Bulk Pkg. 25 Pcs.	Ship Wt.
				Carton Lbs. DP/OEM Bulk
BLACK OR WHITE PLASTIC CAP & ANGLED NECK				
Gas	Black	0542DPGBLK*	0542G00BLK*	2.5/9.1
Gas	White	0542DPGWHT*	0542G00WHT*	2.4/9.3
Water	Black	0542DPWBLK	0542W00BLK	2.5/9.2
BLACK OR WHITE PLASTIC CAP & STRAIGHT NECK				
Gas	Black	0543DPGBLK*	0543G00BLK*	2.5/9.4
Gas	White	0543DPGWHT*	0543G00WHT*	2.5/9.4
Water	Black	0543DPWBLK	0543W00BLK	2.9/9.2

TECH INFO

For Hose Size: 1-1/2"
 For Vent Hose: 5/8"
 Length of Neck: 2-7/16"
 Screw Size: #8



FIG. 0540DPR

SPARE PARTS ORDERING INFORMATION

Black Gas Cap, O-Ring & Retainer: 0542DPG99B White Gas Cap, O-Ring & Retainer: 0542DPG99W
 Black Diesel Cap, O-Ring & Retainer: 0542DPD99B White Diesel Cap, O-Ring & Retainer: 0542DPD99W
 Black Water Cap, O-Ring & Retainer: 0542DPW99B White Water Cap, O-Ring & Retainer: 0542DPW99W

Deck Plate Key: 1247DP0BLK.



FIG. 0579 - ANGLED VENTED FUEL FILL FOR 2 INCH HOSE

ALSO AVAILABLE IN

PATENT NO. 5,275,213



See Pg. 250

CONSTRUCTION:

- CHROME PLATED BRONZE
- INTEGRAL TANK VENT WITH FLAME ARRESTOR
- ANGLED NECK
- DECK PLATE KEY, O-RING AND INTEGRAL RETAINER ON CAP INCLUDED
- GROUND WIRE REQUIRED



FIG. 1247



Alternative Style Cap Available. Contact Factory for Availability.



FIG. 0579

ORDERING INFO

Marked For	OEM Bulk Pkg. 5 Pcs.	Ship Wt. Carton Lbs.
	Std. Pkg. - 1 Pc.	Std. Pkg./OEM Bulk
Gas	0579G00CHR*	1.8/19.5
Diesel	0579D00CHR	1.8/19.5

TECH INFO

For Fuel Hose: 2"
 For Vent Hose: 5/8"
 Length of Neck: 4-3/4"
 Screw Size: #8

*NOTE: These Items Meet the Requirements of U.S.C.G. Safety Standards, January 31, 1977, for Gasoline Fuel Systems, 33 CFR 183.

Visit www.perko.com for installation instructions and technical drawings on most PERKO® products.

PERKO®

UNDERWATER HARDWARE, DECK PLATES, FILLS AND VENTS

CERTIFICATION:

• CE

FIGS. 0580 & 0581 - OEM BULK PACKAGED VENTED FILLS FOR 1-1/2" HOSE WITH COLOR CODED METALLIC INSERTS FOR GAS, DIESEL & WATER

PATENT NOS. 5,275,213 & 5,327,946

CONSTRUCTION:

- CHROME PLATED BRONZE OR STAINLESS STEEL SCALLOPED CAP
- COLOR CODED METALLIC DECAL
- BLACK PLASTIC BODY
- PLASTIC TEATHER
- INTEGRAL TANK VENT WITH FLAME ARRESTOR AND ANTI SURGE VALVE
- DECK PLATE KEY INCLUDED



FIG. 0580
GAS

- FIG. 0580 - ANGLED NECK
- FIG. 0581 - STRAIGHT NECK



FIG. 0581
DIESEL



FIG. 0580
WATER



UNDERWATER HARDWARE, DECK PLATES, FILLS AND VENTS

COLOR CODED METALLIC INSERTS



OEM BULK ORDERING INFO

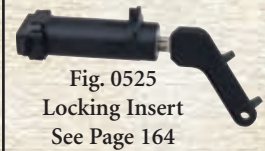
Marked For:	Cap Type	Neck	OEM Bulk Pkg. 25 Pcs.	Ship Wt. Carton Lbs. OEM Bulk
Gas	Chrome	Angled	0580G00CHR*	15.1
Diesel	Chrome	Angled	0580D00CHR	15.1
Water	Chrome	Angled	0580W00CHR	14.7
Gas	Stainless	Angled	0580G00STS*	15.1
Diesel	Stainless	Angled	0580D00STS	15.1
Water	Stainless	Angled	0580W00STS	14.7
Gas	Chrome	Straight	0581G00CHR*	14.7
Diesel	Chrome	Straight	0581D00CHR	14.2
Water	Chrome	Straight	0581W00CHR	14.7
Gas	Stainless	Straight	0581G00STS*	14.7
Diesel	Stainless	Straight	0581D00STS	14.2
Water	Stainless	Straight	0581W00STS	14.7

TECH INFO

For Hose Size: 1-1/2"
For Vent Hose: 5/8"
Length of Neck: 2-7/16"
Screw Size: #8

FOR MATCHING WASTE DECK PLATE SEE FIG. 0568 ON PAGE 162

STOP FUEL THEFT



SPARE PARTS ORDERING INFORMATION

Description	Dealer Pkg. - 5 Pcs.
Metallic Insert Kit	0030DP0005 (includes 4 inserts)
Deck Plate Key	1241DP0BLK

Note: Consider the use of the Mounting Ring (Fig. 0540DPRBLK) on page 150 for all installations.



SPARE PARTS ORDERING INFORMATION

Deck Plate Key: 1241DP0BLK.



*NOTE: These Items Meet the Requirements of U.S.C.G. Safety Standards, January 31, 1977, for Gasoline Fuel Systems, 33 CFR 183.



OEM BULK PACKED COLOR CODED VENTED FILLS WITH RESIN INSERTS

100th Year Anniversary Edition - 1907 to 2007



FIGS. 0582 & 0583 - OEM BULK PACKAGED VENTED FILLS FOR 1-1/2" HOSE WITH COLOR CODED RESIN INSERTS FOR GAS, DIESEL & WATER

PATENT Nos. 5,275,213 & 5,327,946

CERTIFICATION:

• CE

CONSTRUCTION:

- CHROME PLATED BRONZE OR STAINLESS STEEL SCALLOPED CAP
- COLOR CODED RESIN DECAL
- BLACK PLASTIC BODY
- PLASTIC TEATHER
- INTEGRAL TANK VENT WITH FLAME ARRESTOR AND ANTI SURGE VALVE
- DECK PLATE KEY INCLUDED

- FIG. 0582 - ANGLED NECK
- FIG. 0583 - STRAIGHT NECK



FIG. 0583
WATER



FIG. 0582
GAS



FIG. 0582
DIESEL



OEM BULK ORDERING INFO

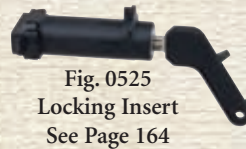
Marked For:	Cap Type	Neck	OEM Bulk Pkg. 25 Pcs.	Ship Wt. Carton Lbs. OEM Bulk
Gas	Chrome	Angled	0582G00CHR*	15.1
Diesel	Chrome	Angled	0582D00CHR	15.1
Water	Chrome	Angled	0582W00CHR	14.7
Gas	Stainless	Angled	0582G00STS*	15.1
Diesel	Stainless	Angled	0582D00STS	15.1
Water	Stainless	Angled	0582W00STS	14.7
Gas	Chrome	Straight	0583G00CHR*	14.7
Diesel	Chrome	Straight	0583D00CHR	14.2
Water	Chrome	Straight	0583W00CHR	14.7
Gas	Stainless	Straight	0583G00STS*	14.7
Diesel	Stainless	Straight	0583D00STS	14.2
Water	Stainless	Straight	0583W00STS	14.7

TECH INFO

For Hose Size: 1-1/2"
For Vent Hose: 5/8"
Length of Neck: 2-7/16"
Screw Size: #8

FOR MATCHING WASTE
DECK PLATE SEE
FIG. 0569 ON PAGE 162

STOP FUEL THEFT



COLOR CODED RESIN INSERTS



Note: Consider the use of the Mounting Ring (Fig. 0540DPRBLK) on page 150 for all installations.



SPARE PARTS ORDERING INFORMATION

Cap, O-Ring & Retainer: 0582DPC99A
(Includes 3 Resin inserts Gas, Diesel & Water)
Deck Plate Key: 1241DP0BLK.



*NOTE: These Items Meet the Requirements of U.S.C.G. Safety Standards, January 31, 1977, for Gasoline Fuel Systems, 33 CFR 183.

FIG. 0551 - OEM BULK PACKAGED FUEL & WATER FILLS FOR 1-1/2" HOSE WITH COLOR CODED METALLIC INSERT FOR GAS, DIESEL OR WATER



FIG. 0551

COLOR CODED METALLIC INSERTS



CONSTRUCTION:

- CHROME PLATED BRONZE OR STAINLESS STEEL SCALLOPED CAP
- COLOR CODED METALLIC INSERTS FOR GAS, DIESEL OR WATER
- BLACK PLASTIC BODY
- DECK PLATE KEY INCLUDED



OEM BULK ORDERING INFO

Marked For:	Cap Type	OEM Bulk Pkg. 25 Pcs.	Ship Wt. Carton Lbs. OEM Bulk
Gas	Chrome	0551G00CHR*	14.0
Diesel	Chrome	0551D00CHR	14.0
Water	Chrome	0551W00CHR	14.0
Gas	Stainless	0551G00STS*	14.0
Diesel	Stainless	0551D00STS	14.0
Water	Stainless	0551W00STS	14.0

TECH INFO

For Hose Size: 1-1/2"
Length of Neck: 3-1/8"
Mounting Hole Dia.: 2-1/8"
Screw Size: #8



Fig. 1241 Deck Plate Key

FOR MATCHING WASTE DECK PLATE SEE FIG. 0568 ON PAGE 162.

SPARE PARTS ORDERING INFORMATION

Description	Dealer Pkg. - 5 Pcs.	
Metallic Insert Kit	0030DP0005	(includes 4 inserts)
Deck Plate Key	1241DP0BLK	

UNDERWATER HARDWARE, DECK PLATES, FILLS AND VENTS

FIG. 0552 - OEM BULK PACKAGED FUEL & WATER FILLS FOR 1-1/2" HOSE WITH COLOR CODED RESIN INSERT FOR GAS, DIESEL OR WATER



FIG. 0552
GAS

FIG. 0552
DIESEL

FIG. 0552
WATER

COLOR CODED RESIN INSERTS



CONSTRUCTION:

- CHROME PLATED BRONZE OR STAINLESS STEEL SCALLOPED CAP
- COLOR CODED RESIN INSERTS
- BLACK PLASTIC BODY
- DECK PLATE KEY INCLUDED



OEM BULK PACKAGE ORDERING INFO

Marked For:	Cap Type	OEM Bulk Pkg. 25 Pcs.	Ship Wt. Carton Lbs. OEM Bulk
Gas	Chrome	0552G00CHR*	14.0
Diesel	Chrome	0552D00CHR	14.0
Water	Chrome	0552W00CHR	14.0
Gas	Stainless	0552G00STS*	14.0
Diesel	Stainless	0552D00STS	14.0
Water	Stainless	0552W00STS	14.0

TECH INFO

For Hose Size: 1-1/2"
Length of Neck: 3-1/8"
Mounting Hole Dia.: 2-1/8"
Screw Size: #8



Fig. 1241 Deck Plate Key

FOR MATCHING WASTE DECK PLATE SEE FIG. 0569 ON PAGE 162.

SPARE PARTS ORDERING INFORMATION

Description	Dealer Pkg. - 5 Pcs.	
Resin Insert Kit	0030DP0004	(includes 4 inserts)
Deck Plate Key	1241DP0BLK	

*NOTE: These Items Meet the Requirements of U.S.C.G. Safety Standards, January 31, 1977, for Gasoline Fuel Systems, 33 CFR 183.



RETAIL PACKAGED COLOR CODED FILLS

100th Year Anniversary Edition - 1907 to 2007



FIGS. 0582 & 0583 - RETAIL PACKAGED VENTED FILLS FOR 1-1/2" HOSE WITH COLOR CODED RESIN INSERTS FOR GAS, DIESEL & WATER

PATENT NOS. 5,275,213 & 5,327,946

CONSTRUCTION:

- CHROME PLATED BRONZE SCALLOPED CAP
- COLOR CODED RESIN INSERTS
- INCLUDES 3 RESIN INSERTS, 1 EACH GAS, DIESEL & WATER
- BLACK PLASTIC BODY
- INTEGRAL TANK VENT WITH FLAME ARRESTOR AND ANTI SURGE VALVE
- DECK PLATE KEY INCLUDED
- **FIG. 0582 - ANGLED NECK WITH PLASTIC TETHER**
- **FIG. 0583 - STRAIGHT NECK WITH PLASTIC TETHER**



CERTIFICATION:
• CE

DEALER PACKAGE ORDERING INFO		
Neck Type	Dealer Pkg. 5 Pcs.	Ship Wt. Carton Lbs. OEM Bulk
Angled	0582DP0CHR	3.8
Straight	0583DP0CHR	3.6

TECH INFO
For Fuel Hose: 1-1/2"
For Vent Hose: 5/8"
Length of Neck: 2-7/16"
Screw Size: #8

SPARE PARTS ORDERING INFORMATION		
Description	Dealer Pkg. - 5 Pcs.	
Spare Cap (Vented)	0582DPC99A	(includes 3 inserts)
Resin Insert Kit	0030DP0004	(includes 4 inserts)
Deck Plate Key	1241DP0BLK	

Note: Consider the use of the Mounting Ring (Fig. 0540DPRBLK) on page 150 for all installations.



STOP FUEL THEFT

Fig. 0525 Locking Insert See Page 164



DEALER PACK



Fig. 0582 Spare Cap with 3 Inserts

FOR MATCHING WASTE DECK PLATE PLEASE SEE FIG. 0552 BELOW

FIG. 0552 - RETAIL PACKAGED FILL FOR 1-1/2" HOSE WITH COLOR CODED RESIN INSERTS FOR GAS, DIESEL, WATER & WASTE

CONSTRUCTION:

- CHROME PLATED BRONZE SCALLOPED CAP WITH COLOR CODED RESIN INSERTS
- INCLUDES 4 RESIN INSERTS, 1 EACH GAS, DIESEL, WATER & WASTE
- BLACK PLASTIC BODY
- DECK PLATE KEY INCLUDED



Fig. 0552 Spare Cap with 4 Inserts

CERTIFICATION:
• CE



FIG. 0552

DEALER PACKAGE ORDERING INFO		
Cap Type	Dealer Pkg. 5 Pcs.	Ship Wt. Carton Lbs. OEM Bulk
Chrome Bronze	0552DP0CHR	3.7

TECH INFO
For Fuel Hose: 1-1/2"
Length of Neck: 3-1/8"
Mounting Hole Dia.: 2-1/8"
Screw Size: #8



Fig. 1241 Deck Plate Key

SPARE PARTS ORDERING INFORMATION		
Description	Dealer Pkg. - 5 Pcs.	
Spare Cap (Non-Vented)	0552DPC99A	(includes 4 inserts)
Resin Insert Kit	0030DP0004	(includes 4 inserts)
Deck Plate Key	1241DP0BLK	



DEALER PACK

*NOTE: These Items Meet the Requirements of U.S.C.G. Safety Standards, January 31, 1977, for Gasoline Fuel Systems, 33 CFR 183.

Visit www.perko.com for installation instructions and technical drawings on most PERKO® products.



UNDERWATER HARDWARE, DECK PLATES, FILLS AND VENTS



FIG. 0557



FIG. 1247

FIG. 0557 - FUEL & WATER FILLS FOR 1-1/2" HOSE

CONSTRUCTION:

- CHROME PLATED BRONZE CAP & BLACK PLASTIC BODY
- DECK PLATE KEY AND O-RING INCLUDED

ORDERING INFO

Marked For:	Dealer Pkg. - 5 Cards 1 Pc. per Card	OEM Bulk Pkg. 25 Pcs.	Ship Wt. Carton Lbs. DP/OEM Bulk
Gas	0557DPGCHR*	0557G00CHR*	3.6/14.0
Diesel	0557DPDCHR	0557D00CHR	3.7/16.2
Water	0557DPWCHR	0557W00CHR	3.7/17.3

TECH INFO

For Hose Size: 1-1/2"
O.D. Flange: 3-3/8"
Length of Neck: 3-1/8"
Mounting Hole Dia.: 2-1/8"
Screw Size: #8

SPARE PARTS ORDERING INFORMATION

Gas Cap with O-Ring: 0540DPG99A Diesel Cap with O-Ring: 0540DPD99A
Water Cap with O-Ring: 0540DPW99A Deck Plate Key: 1247DP0BLK

FOR MATCHING WASTE DECK PLATE SEE FIG. 0556 ON PAGE 162.

FIG. 0564 - FUEL & WATER FILLS FOR 1-1/2" HOSE

CONSTRUCTION:

- CHROME PLATED BRONZE CAP & BLACK PLASTIC BODY
- O-RING INCLUDED • NO DECK PLATE KEY REQUIRED



FIG. 0564

ORDERING INFO

Marked For:	Dealer Pkg. - 5 Cards 1 Pc. per Card	OEM Bulk Pkg. 25 Pcs.	Ship Wt. Carton Lbs. DP/OEM Bulk
Gas	0564DPGCHR*	0564G00CHR*	5.0/21.8
Diesel	0564DPDCHR	0564D00CHR	5.0/21.8
Water	0564DPWCHR	0564W00CHR	5.0/21.8

TECH INFO

For Hose Size: 1-1/2"
O.D. Flange: 3-3/8"
Length of Neck: 3-1/8"
Mounting Hole Dia.: 2-1/8"
Screw Size: #8

SPARE PARTS ORDERING INFORMATION

Gas Cap with O-Ring: 0590DPG99A Diesel Cap with O-Ring: 0590DPD99A
Water Cap with O-Ring: 0590DPW99A No Deck Plate Key Required

FOR MATCHING WASTE DECK PLATE SEE FIG. 0563 ON PAGE 162.

FIG. 0520 - FUEL & WATER FILLS FOR 1-1/2" HOSE

CONSTRUCTION:

- CHROME PLATED BRONZE
- DECK PLATE KEY, O-RING AND RETAINER ON CAP INCLUDED
- CAPS HAVE A SLOT BETWEEN THE HOLES
- GROUND WIRE REQUIRED



FIG. 0520



FIG. 1248

ORDERING INFO

Marked For:	Dealer Pkg. - 5 Cards 1 Pc. per Card	OEM Bulk Pkg. 25 Pcs.	Ship Wt. Carton Lbs. DP/OEM Bulk
Gas	0520DPGCHR*	0520G00CHR*	3.9/19.3
Diesel	0520DPDCHR	0520D00CHR	3.9/18.3
Water	0520DPWCHR	0520W00CHR	4.0/20.2

TECH INFO

For Hose Size: 1-1/2"
O.D. Flange: 3-1/8"
Length of Neck: 3-1/2"
Mounting Hole Dia.: 2-1/8"
Screw Size: #8

SPARE PARTS ORDERING INFORMATION

Cap with O-Ring and Retainer: 0520DP099A. Deck Plate Key: 12487-8DP.

FOR MATCHING WASTE DECK PLATE SEE FIG. 0507 ON PAGE 163.

FIG. 0576 - FUEL FILL FOR 2" HOSE

CONSTRUCTION:

- CHROME PLATED BRONZE
- DECK PLATE KEY, O-RING AND RETAINER ON CAP INCLUDED
- GROUND WIRE REQUIRED



FIG. 0576



FIG. 1247

ORDERING INFO

Marked For:	OEM Bulk Pkg. - 5 Pcs. Std. Pkg. 1 Pc.	Ship Wt. Carton Lbs. Std Pkg/OEM Bulk
Gas	0576G00CHR*	1.2/12.0
Diesel	0576D00CHR	1.2/12.0

TECH INFO

For Hose Size: 2"
O.D. Flange: 3-3/8"
Length of Neck: 3-5/8"
Mounting Hole Dia.: 2-1/4"
Screw Size: #8

SPARE PARTS ORDERING INFORMATION

Gas Cap & O-Ring: 0576DPG99A Diesel Cap & O-Ring: 0576DPD99A
Retaining Ring: 0537DP2 Deck Plate Key: 1247DP0BLK

*NOTE: These Items Meet the Requirements of U.S.C.G. Safety Standards, January 31, 1977, for Gasoline Fuel Systems, 33 CFR 183.

FIG. 0599 - GAS FILL WITH LOCKING CAP FOR 1-1/2" HOSE

PATENT No. 3,828,714

CONSTRUCTION:

- CHROME PLATED ZINC ALLOY FLANGE
- BLACK PLASTIC BODY
- BLACK PLASTIC CAP WITH STRAP
- GROUNDING SCREW INCLUDED
- CAP RETAINER AND GASKET
- LOCKING CAP HAS A COVER FOR THE KEY HOLE



FIG. 0599

ORDERING INFO

Marked	Dealer Pkg. 5 Cards	OEM Bulk Pkg. 25 Pcs.	Ship Wt. Carton Lbs. DP/OEM Bulk
For:	1 Pc. per Card		
Gas	0599DPGCHR*	0599G00CHR*	3.9/18.3
Diesel	0599DPDCHR	0599D00CHR	3.9/18.9

TECH INFO

For Hose Size: 1-1/2"
O.D. Flange: 3-3/8"
Length of Neck: 3-1/8"
Mounting Hole Dia.: 2-1/8"
Screw Size: #8

SPARE PARTS ORDERING INFORMATION
Spare Cap with O-Ring: 1324DP1BLK.

FIGS. 1313 & 1399 - GAS FILLS FOR 1-1/2" HOSE

PATENT No. 3,828,714

CONSTRUCTION:

- CHROME PLATED ZINC ALLOY
- BLACK PLASTIC FLANGE
- BLACK PLASTIC CAP WITH STRAP
- GROUNDING SCREW INCLUDED
- CAP RETAINER AND GASKET
- FIG. 1399 LOCKING CAP HAS A COVER FOR THE KEY HOLE



FIG. 1313



FIG. 1399

ORDERING INFO

Marked	Dealer Pkg. 5 Cards	OEM Bulk Pkg. 50 Pcs.	Ship Wt. Carton Lbs. DP/OEM Bulk
For:	1 Pc. per Card		
Gas*	1313DP0CHR	1313000CHR	2.9/24.0
Gas w/Lock*	1399DP0CHR	1399000CHR	3.1/25.6

TECH INFO

For Hose Size: 1-1/2"
O.D. Flange: 3-1/8"
Length of Neck: 1-7/8"
Mounting Hole Dia.: 2-1/8"
Screw Size: #6

SPARE PARTS ORDERING INFORMATION
Non-Locking Cap: 0126DP0BLK
Locking Cap with 2 keys: 1324DP0BLK

FIG. 1613 - PLASTIC GAS FILL FOR 1-1/2" HOSE

CONSTRUCTION:

- FIBER REINFORCED, U.V. STABILIZED BLACK PLASTIC
- NO DECK PLATE KEY OR GROUND WIRE REQUIRED
- EASY-GRIP CAP
- O-RING AND CAP RETAINER INCLUDED



FIG. 1613

ORDERING INFO

Dealer Pkg. 5 Cards	OEM Bulk Pkg. 50 Pcs.	Ship Wt. Lbs. DP/OEM Bulk
1 Pc. per Card		
1613DP0BLK*	1613000BLK*	2.0/14.8

TECH INFO

For Hose Size: 1-1/2"
O.D. Flange: 3-1/16"
Length of Neck: 2-7/16"
Mounting Hole Dia.: 1-3/4"
Screw Size: #8

SPARE PARTS ORDERING INFORMATION
Cap with O-Ring and Retainer: 161300099A
O-Rings (2 per bag): 0513DP8

*NOTE: These Items Meet the Requirements of U.S.C.G. Safety Standards, January 31, 1977, for Gasoline Fuel Systems, 33 CFR 183.

FIG. 0527 - GAS FILL FOR 1-1/2" HOSE



FIG. 0527



FIG. 1247

CONSTRUCTION:

- CHROME PLATED BRONZE
- 35° ANGLED HOSE BIB
- DECK PLATE KEY, O-RING AND RETAINING CABLE ON CAP INCLUDED
- CAP HAS A SLOT BETWEEN THE HOLES
- GROUND WIRE REQUIRED

ORDERING INFO

Marked For:	Standard Pkg. - 1 Pc.	Ship Wt. Carton Lbs. Std. Pkg.
Gas	0527G08CHR*	2.7

TECH INFO

For Hose Size: 1-1/2"
O.D. Flange: 3-1/2"
Length of Neck: 4-7/8"
Mounting Hole Dia.: 2-1/4"
Screw Size: #10

SPARE PARTS ORDERING INFORMATION

Cap with O-Ring and Retainer: 0528DP899A
O-Rings Only (2 per bag): 0513DP8
Deck Plate Key: 1247000BLK

FIG. 1270 - FUEL & WATER FILLS FOR 1-1/2" HOSE



FIG. 1270



FIG. 1248

CONSTRUCTION:

- CHROME PLATED ZINC ALLOY
- BLACK PLASTIC CAP
- DECK PLATE KEY, O-RING AND INTEGRAL RETAINER ON CAP INCLUDED
- CAP HAS A SLOT BETWEEN THE HOLES
- GROUND WIRE REQUIRED

ORDERING INFO

Marked For:	Dealer Pkg. 5 Cards 1 Pc. per Card	OEM Bulk Pkg. 25 Pcs.	Ship. Wt. Carton Lbs. DP/OEM Bulk
Gas	1270DPGCHR*	1270G00CHR*	3.9/18.8
Diesel	1270DPDCHR	1270D00CHR	4.0/18.8
Water	1270DPWCHR	1270W00CHR	4.1/17.5

TECH INFO

For Hose Size: 1-1/2"
O.D. Flange: 3-1/4"
Length of Neck: 2-1/2"
Mounting Hole Dia.: 2-1/8"
Screw Size: #8

SPARE PARTS ORDERING INFORMATION

Gas Cap with O-Ring and Retainer: 1270DPG99A
Diesel Cap with O-Ring and Retainer: 1270DPD99A
Water Cap with O-Ring and Retainer: 1270DPW99A
O-Rings Only (2 per bag): 0513DP8
Deck Plate Key: 12487-8DP

FIG. 0537 - RETAINING CABLE FOR DECK PLATES



FIG. 0537

CONSTRUCTION:

- STAINLESS STEEL CABLE AND FITTINGS
- STAINLESS STEEL RING AND SELF TAPPING SCREW

ORDERING & TECH INFO

Ring Dia. Inches	Fill Hose Size Inches	Length Cable Inches	Dealer Pkg. - 5 Cards 1 Pc. per Card	Ship Wt. Carton Lbs. Dealer Pkg.
1-3/8	1-1/2	7	0537DP	0.2
2	2	7	0537DP2	0.2

*NOTE: These Items Meet the Requirements of U.S.C.G. Safety Standards, January 31, 1977, for Gasoline Fuel Systems, 33 CFR 183.



FUEL & WATER FILLS FOR PIPE

100th Year Anniversary Edition - 1907 to 2007



FIG. 0528 - FUEL, WATER & UNMARKED FILLS FOR PIPE

CONSTRUCTION:

- CAST BRONZE
- PLAIN OR CHROME PLATED
- 1-1/4 AND 1-1/2 INCH CAPS HAVE A SLOT BETWEEN THE HOLES
- FIG. NO. 1248 DECK PLATE KEY AND O-RING INCLUDED
- SIZES 9, 10 & 11 HAVE 4 MOUNTING HOLES

ALSO AVAILABLE IN
MARINIUM
See Pg. 251



FIG. 0528 UNMARKED



FIG. 0528 GAS



FIG. 0528 DIESEL



FIG. 0528 WATER



FIG. 1248

UNDERWATER HARDWARE, DECK PLATES, FILLS AND VENTS

ORDERING & TECH INFO

FOR UNMARKED FILLS

Pipe Size Inches	O.D. Flange Inches	Plain Bronze Std. Pkg. - 1 Pc.	Chrome Plated Bronze Std. Pkg. - 1 Pc.	Chrome Plated Bronze OEM Bulk Pkg. 10 Pcs.	Ship Wt. Carton Lbs. PLB/CHR/OEM Bulk
1	2-7/8	0528006PLB	0528006CHR	-----	0.7/1.0/--
1-1/4	3-5/16	0528007PLB	0528007CHR	-----	0.7/1.0/--
1-1/2	3-5/8	0528008PLB	0528DP8CHR*	0528008CHR	1.0/4.7/9.0
2	4-1/4	0528009PLB	0528009CHR	-----	2.0/2.1/--
2-1/2	4-5/8	0528010PLB	0528010CHR	-----	2.0/2.1/--
3	5-3/8	0528011PLB	0528011CHR	-----	3.0/3.1/--

FOR GAS FILLS**

Pipe Size Inches	O.D. Flange Inches	Plain Bronze Std. Pkg. - 1 Pc.	Chrome Plated Bronze Std. Pkg. - 1 Pc.	Chrome Plated Bronze OEM Bulk Pkg. 10 Pcs.	Ship Wt. Carton Lbs. PLB/CHR/OEM Bulk
1-1/2	3-5/8	0528G08PLB	0528DPGCHR*	0528G08CHR	1.0/5.0/9.0
2	4-1/4	-----	0528G09CHR	0528G09CHR	--/2.1/3.2

FOR DIESEL FILLS

Pipe Size Inches	O.D. Flange Inches	Plain Bronze Std. Pkg. - 1 Pc.	Chrome Plated Bronze Std. Pkg. - 1 Pc.	Chrome Plated Bronze OEM Bulk Pkg. 10 Pcs.	Ship Wt. Carton Lbs. PLB/CHR/OEM Bulk
1-1/2	3-5/8	0528D08PLB	0528DPDCHR*	0528D08CHR	1.0/5.1/9.0
2	4-1/4	0528D09PLB	0528D09CHR	-----	2.0/2.0/--

FOR WATER FILLS

Pipe Size Inches	O.D. Flange Inches	Plain Bronze Std. Pkg. - 1 Pc.	Chrome Plated Bronze Std. Pkg. - 5 Pcs.	Chrome Plated Bronze OEM Bulk Pkg. 10 Pcs.	Ship Wt. Carton Lbs. PLB/CHR/OEM Bulk
1-1/2	3-5/8	0528W08PLB	0528DPWCHR	0528W08CHR	1.0/5.0/9.0

Screw Sizes: 2-1/2 and 3 Inch Deck Plates #10, All Others #8.

* Dealer Package 5 Pcs., 1 Pc. per Card

FOR MATCHING WASTE DECK PLATE SEE FIG. 0524 ON PAGE 163.

SPARE PARTS ORDERING INFORMATION

Pipe Size Inches	Plain Bronze Cap with O-Ring	Chrome Plated Bronze Cap with O-Ring	O-Rings Only (2 per bag, 5 bags/Pkg)	Spare Key
1	0528P0699A	0528C0699A	0513006	1248006DP***
1-1/4	0528P0799A	0528C0799A	0513007	12487-8DP***
1-1/2	0528P0899A	0528DP899A*	0513DP8	12487-8DP***
2	0528P0999A	0528C0999A	0513009	1248009DP***
2-1/2	0528P1099A	0528C1099A	0513010	1248010ZNC
3	0528P1199A	0528C1199A	0513011	052801199C

* Dealer Pkg. - 5 pcs. (1 pc. per card)

*** Dealer Pkg. - 10 pcs. (1 pc. per card)

**NOTE: These Items Meet the Requirements of U.S.C.G. Safety Standards, January 31, 1977, for Gasoline Fuel Systems, 33 CFR 183.

Visit www.perko.com for installation instructions and technical drawings on most PERKO® products.

PERKO

FIG. 0568 - OEM BULK PACKAGED, WASTE DECK PLATE WITH COLOR CODED METALLIC INSERT



FIG. 0568



Fig. 1241
Deck Plate Key

CONSTRUCTION:

- CHROME PLATED BRONZE OR STAINLESS STEEL SCALLOPED CAP WITH COLOR CODED METALLIC INSERT
- BLACK PLASTIC BASE
- FIG. 1241 DECK PLATE KEY INCLUDED

OEM BULK ORDERING INFO

Cap Type	OEM Bulk Pkg. 25 Pcs.	Ship Wt. Carton Lbs. OEM Bulk
Chrome	0568000CHR	14.0
Stainless	0568000STS	14.0

TECH INFO

For Hose Size: 1-1/2"
O.D. Flange: 3-3/8"
Length of Neck: 3-1/8"
Mounting Hole Dia.: 2-1/8"
Screw Size: #8

FIG. 0569 - OEM BULK PACKAGED, WASTE DECK PLATE WITH COLOR CODED RESIN INSERT



FIG. 0569



Fig. 1241
Deck Plate Key

CONSTRUCTION:

- CHROME PLATED BRONZE OR STAINLESS STEEL SCALLOPED CAP WITH COLOR CODED RESIN INSERT
- BLACK PLASTIC BASE
- FIG. 1241 DECK PLATE KEY INCLUDED

OEM BULK ORDERING INFO

Cap Type	OEM Bulk Pkg. 25 Pcs.	Ship Wt. Carton Lbs. OEM Bulk
Chrome	0569000CHR	14.0
Stainless	0569000STS	14.0

TECH INFO

For Hose Size: 1-1/2"
O.D. Flange: 3-3/8"
Length of Neck: 3-1/8"
Mounting Hole Dia.: 2-1/8"
Screw Size: #8

FOR RETAIL PACKAGED
WASTE DECK PLATE WITH RESIN INSERT
SEE FIG. 0552 ON PAGE 157.

FIG. 0556 - WASTE DECK PLATE FOR HOSE



FIG. 0556



FIG. 1247

CONSTRUCTION:

- CHROME PLATED BRONZE & BLACK PLASTIC
- FIG. NO. 1247 DECK PLATE KEY AND O-RING INCLUDED

ORDERING INFO

Dealer Pkg. 5 Cards 1 Pc. per Card	OEM Bulk Pkg. 25 Pcs.	Ship Wt. Carton Lbs. DP/OEM Bulk
0556DP0CHR	0556000CHR	3.7/16.3

TECH INFO

For Hose Size: 1-1/2"
O.D. Flange: 3-3/8"
Length of Neck: 3-1/8"
Mounting Hole Dia.: 2-1/8"
Screw Size: #8

SPARE PARTS ORDERING INFORMATION

Cap with O-Ring: 0556DP099A Deck Plate Key: 1247DP0BLK

FIG. 0563 - WASTE DECK PLATE FOR HOSE



FIG. 0563

CONSTRUCTION:

- CHROME PLATED BRONZE & BLACK PLASTIC

ORDERING INFO

Dealer Pkg. 5 Cards 1 Pc. per Card	OEM Bulk Pkg. 25 Pcs.	Ship Wt. Carton Lbs. DP/OEM Bulk
0563DP0CHR	0563000CHR	5.0/21.8

TECH INFO

For Hose Size: 1-1/2"
O.D. Flange: 3-3/8"
Length of Neck: 3-1/8"
Mounting Hole Dia.: 2-1/8"
Screw Size: #8

No Deck Plate
Key Required

SPARE PARTS ORDERING INFORMATION

Cap with O-Ring: 0563DP099A

NOTE: These Items Comply with Adopted Standards on "Fittings" A.B.Y.C. Recommended Practices Standards Covering Sewage Holding and/or Treatment Devices for Marine Waste Systems.

FIG. 0507 - WASTE DECK PLATE FOR HOSE

CONSTRUCTION:

- CHROME PLATED BRONZE
- FIG. NO. 1248 DECK PLATE KEY AND O-RING INCLUDED
- CAP HAS A SLOT BETWEEN THE HOLES

ORDERING INFO		
Dealer Pkg. 5 Cards	OEM Bulk Pkg.	Ship Wt. Carton Lbs.
1 Pc. per Card 0507DP0CHR	25 Pcs. 0507000CHR	DP/OEM Bulk 3.8/18.0

TECH INFO
For Hose Size: 1-1/2" O.D. Flange: 3-1/8" Length of Neck: 3-1/2" Mounting Hole Dia.: 2-1/8" Screw Size: #8



FIG. 0507



FIG. 1248

SPARE PARTS ORDERING INFORMATION

Cap with O-Ring: 0507DP099A
O-Rings Only (2 per bag): 0513DP8
Deck Plate Key: 12487-8DP

FIG. 1269 - WASTE DECK PLATE FOR HOSE

CONSTRUCTION:

- CHROME PLATED ZINC ALLOY
- BLACK PLASTIC CAP
- FIG. NO. 1248 DECK PLATE KEY AND O-RING INCLUDED
- CAP HAS A SLOT BETWEEN THE HOLES

ORDERING INFO		
Dealer Pkg. 5 Cards	OEM Bulk Pkg.	Ship Wt. Carton Lbs.
1 Pc. per Card 1269DP0CHR	25 Pcs. 1269000CHR	DP/OEM Bulk 3.9/17.4

TECH INFO
For Hose Size: 1-1/2" O.D. Flange: 3-1/4" Length of Neck: 2-1/2" Mounting Hole Dia.: 2-1/8" Screw Size: #8



FIG. 1269



FIG. 1248

SPARE PARTS ORDERING INFORMATION

Cap with O-Ring: 1269DP099A
O-Rings Only (2 per bag): 0513DP8
Deck Plate Key: 12487-8DP

FIG. 0524 - WASTE DECK PLATE FOR PIPE

CONSTRUCTION:

- CHROME PLATED BRONZE
- FIG. NO. 1248 DECK PLATE KEY AND O-RING INCLUDED
- CAP HAS A SLOT BETWEEN THE HOLES

ORDERING INFO		
Dealer Pkg. 5 Cards	OEM Bulk Pkg.	Ship Wt. Carton Lbs.
1 Pc. per Card 0524DP0CHR	10 Pcs. 0524000CHR	DP/OEM Bulk 4.8/9.0

TECH INFO
For Pipe Size: 1-1/2" O.D. Flange: 3-5/8" Screw Size: #8



FIG. 0524



FIG. 1248

SPARE PARTS ORDERING INFORMATION

Cap with O-Ring: 0524DP099A
O-Rings Only (2 per bag): 0513DP8
Deck Plate Key: 12487-8DP

NOTE: These Items Comply with Adopted Standards on "Fittings" A.B.Y.C. Recommended Practices Standards Covering Sewage Holding and/or Treatment Devices for Marine Waste Systems.

FIG. 0525 DISPLAY



FIG. 0525 - FUEL SYSTEM LOCKING INSERT FOR 1-1/2" VENTED FILLS

CONSTRUCTION:

- BLACK PLASTIC WITH ZINC ALLOY LOCK CYLINDER
- DUAL PURPOSE KEY OPENS FILL CAP & LOCKING INSERT
- FITS MOST PERKO® VENTED FILLS
- AVAILABLE IN DEALER PACKAGE OR 12 PIECE COUNTERTOP DISPLAY



FIG. 0525



ORDERING INFO

Dealer Pkg. - 5 Cards 1 Pc. Per Card 0525DP0BLK	P.O.P. Display 12 Pcs. 0525DP0DIS	Ship Wt. Carton Lbs. DP/P.O.P. Display 1.2/3.3
---	---	--

FIG. 1324 - FUEL SYSTEM LOCKING CAP FOR 1-1/2" NON-VENTED FILLS

CONSTRUCTION:

- BLACK PLASTIC WITH GASKET
- BUILT IN LOCK CYLINDER
- SIZE #0 FITS PERKO FILLS 1313 & 1399
- SIZE #1 FITS PERKO FILLS 0520, 0527, 0528, 0557, 0599 AND 1270



FIG. 1324



FIG. 0520 FILL SHOWN WITH LOCKING CAP

ORDERING INFO

Dealer Pkg. 5 Cards 1 Pc. Per Card 1324DP0BLK 1324DP1BLK	Cap Outside Thread Diameter Inches 1-15/32 1-7/8	Ship Wt. Carton Lbs. Dealer Pkg. 1.1 1.1
--	--	--

FIG. 1241 - DECK PLATE KEY

CONSTRUCTION:

- BLACK PLASTIC
- 2 HOLES FOR KEY CHAIN



Fits PERKO 0552, 0568, 0569, 0580, 0581, 0582 and 0583 Deck Plates
Also fits with PERKO 1-1/4" and 1-1/2" Deck Plates
and Many Other "Slot" Type Opening Deck Plate.



FIG. 1241

ORDERING INFO			TECH INFO
Dealer Pkg. 10 Cards	OEM Bulk Pkg. 50 Pcs.	Ship Wt. Carton Lbs. DP/OEM Bulk	Center to Center of Lugs: 1-1/8" Length Spade: 1" Length Overall: 4"
1241DP0BLK	1241000BLK	0.4/1.0	

FIG. 1247 - DECK PLATE KEY

CONSTRUCTION:

- BLACK PLASTIC

Compact Size with Hole for Key Chain
Fits PERKO 1-1/4" and 1-1/2" Deck Plates
and Many Other "Slot" Type Opening Deck Plates



FIG. 1247

ORDERING INFO			TECH INFO
Dealer Pkg. 10 Cards	OEM Bulk Pkg. 50 Pcs.	Ship Wt. Carton Lbs. DP/OEM Bulk	Center to Center of Lugs: 1-1/8" Length Spade: 1" Length Overall: 1-3/4"
1247DP0BLK	1247000BLK	1.0/1.0	

FIG. 1248 - DECK PLATE KEY

CONSTRUCTION:

- BLACK PLASTIC OR ZINC ALLOY

The Keys For 1" Thru 1-1/2" Deck Plates Have a 1 Inch Spade on Handle
That Fit Many Other "Slot" Type Opening Deck Plates



FIG. 1248

ORDERING & TECH INFO						
For Deck Plate Size Inches	C. to C. of Lugs	Length Overall Inches	Material	Dealer Pkg. 10 Cards 1 Pc. per Card	Standard Pkg. - 50 Pcs.	Ship Wt. Carton Lbs. DP/Std. Pkg.
1	5/8	3-3/8	Plastic	1248006DP	-----	1.0/--
1-1/4 & 1-1/2	1-1/8	3-3/8	Plastic	12487-8DP	12487-8BLK	1.0/1.4
2	1-11/16	4-3/8	Zinc	1248009DP	-----	2.0/--
2-1/2	2	4-3/8	Zinc	-----	1248010ZNC*	--/2

*Standard Pkg. - 1 Pc.

FIG. 0826 - ADJUSTABLE DECK PLATE KEY

CONSTRUCTION:

- CHROME PLATED ZINC ALLOY
- HARDENED STEEL PIN
- WILL FIT SIZES UP TO 8 INCH DIAMETER



FIG. 0826

ORDERING & TECH INFO		
Length Overall Inches	Dealer Pkg. - 5 Cards 1 Pc. per Card	Ship Wt. Carton Lbs. Dealer Pkg.
8-1/2	0826DP0CHR	3.4




FIG. 0570

FIG. 0570 - GAS TANK VENT

CONSTRUCTION:

- CHROME PLATED ZINC ALLOY COWL
- BLACK OR WHITE PLASTIC CAP
- REMOVABLE 30 MESH STAINLESS STEEL WIRE SCREEN FLAME ARRESTOR

ORDERING INFO			
	Dealer Pkg. 10 Cards	OEM Bulk Pkg. 50 Pcs.	Ship Wt. Carton Lbs. DP/OEM Bulk
Color	1 Pc. per Card		
Black	0570DP4BLK	0570004BLK	2.3/10.0
White	0570DP4WHT	0570004WHT	2.3/9.5

TECH INFO
Hose Size: 5/8"
Max. Hull Thickness: 3/4"




FIG. 0571

FIG. 0571 - GAS TANK VENT WITH SWIVEL ELBOW

CONSTRUCTION:

- BLACK OR WHITE PLASTIC CAP WITH ZINC ALLOY ELBOW
- REMOVABLE 30 MESH STAINLESS STEEL WIRE SCREEN FLAME ARRESTOR

DESIGN ALLOWS ELBOW TO BE ROTATED TO ANY POSITION

ORDERING INFO			
	Dealer Pkg. 10 Cards	OEM Bulk Pkg. 50 Pcs.	Ship Wt. Carton Lbs. DP/OEM Bulk
Color	1 Pc. per Card		
Black	0571DP4BLK	0571004BLK	2.3/9.2
White	0571DP4WHT	0571004WHT	2.3/9.4

TECH INFO
Hose Size: 5/8"
Max. Hull Thickness: 3/4"



FIG. 0561

FIG. 0561 - GAS TANK VENT WITH SWIVEL ELBOW

CONSTRUCTION:

- CHROME PLATED ZINC ALLOY CAP WITH ZINC ALLOY ELBOW
- BLACK PLASTIC SPLASH GUARD
- REMOVABLE 30 MESH STAINLESS STEEL WIRE SCREEN FLAME ARRESTOR

DESIGN ALLOWS ELBOW TO BE ROTATED TO ANY POSITION

ORDERING INFO			
	Dealer Pkg. 10 Cards	OEM Bulk Pkg. 50 Pcs.	Ship Wt. Carton Lbs. DP/OEM Bulk
	1 Pc. per Card		
	0561DP4CHR	0561004CHR	2.8/11.5

TECH INFO
Hose Size: 5/8"
Max. Hull Thickness: 1"

Spare Splash Guard Cat. No. 0518000BLK




FIG. 0506

FIG. 0506 - GAS TANK VENT

CONSTRUCTION:

- CHROME PLATED ZINC ALLOY WITH BLACK PLASTIC SPLASH GUARD
- REMOVABLE 30 MESH STAINLESS STEEL WIRE SCREEN FLAME ARRESTOR

ORDERING INFO			
	Dealer Pkg. 10 Cards	OEM Bulk Pkg. 50 Pcs.	Ship Wt. Carton Lbs. DP/OEM Bulk
	1 Pc. per Card		
	0506DP4CHR	0506004CHR	2.1/8.1

TECH INFO
Hose Size: 5/8"
Max. Hull Thickness: 3/4"

Spare Splash Guard Cat. No. 0518000BLK

Note: All of the Above Vents are Designed to Meet the Requirements of U.S.C.G. Safety Standards January 31, 1977, for Gasoline Fuel Systems 33 CFR 183.

FIG. 0509 - GAS TANK VENT

CONSTRUCTION:

- CHROME PLATED BRONZE
- REMOVABLE 30 MESH STAINLESS STEEL WIRE SCREEN FLAME ARRESTOR




FIG. 0509

ORDERING & TECH INFO

Hose Size Inches	Max. Hull Thickness Inches	Dealer Pkg. 5 Cards 1 Pc. per Card	OEM Bulk Pkg. 50 Pcs.	Ship Wt. Carton Lbs. DP/OEM Bulk
5/8	3/4	0509DP4CHR	0509004CHR	1.3/10.2
3/4	5/8	0509DP5CHR	0509005CHR	2.0/13.4

FIG. 0503 - GAS TANK VENT

CONSTRUCTION:

- CHROME PLATED BRONZE
- REMOVABLE 30 MESH STAINLESS STEEL WIRE SCREEN FLAME ARRESTOR




FIG. 0503

ORDERING & TECH INFO

Thread Size Inches	Max. Hull Thickness Inches	Dealer Pkg. 5 Cards 1 Pc. per Card	OEM Bulk Pkg. 50 Pcs.	Ship Wt. Carton Lbs. DP/OEM Bulk
3/8	7/8	0503DP3CHR	0503003CHR	2.0/16.0
1/2	7/8	0503DP4CHR	0503004CHR	2.0/15.5



As seen in 1950 Catalog

FIG. 0515 - GAS TANK VENT

CONSTRUCTION:

- CHROME PLATED BRONZE
- REMOVABLE 30 MESH STAINLESS STEEL WIRE SCREEN FLAME ARRESTOR



FIG. 0515

ORDERING & TECH INFO

Thread Size Inches	Max. Hull Thickness Inches	Dealer Pkg. 5 Cards 1 Pc. per Card	OEM Bulk Pkg. 50 Pcs.	Ship Wt. Carton Lbs. DP/OEM Bulk
3/8	5/8	0515DP3CHR	0515003CHR	1.1/8.9
1/2	5/8	0515DP4CHR	0515004CHR	1.3/10.5

FIG. 0505 - GAS TANK VENT

CONSTRUCTION:

- CHROME PLATED CAST BRONZE
- REMOVABLE 30 MESH STAINLESS STEEL WIRE SCREEN FLAME ARRESTOR

Designed to meet the requirements of the National Fire Protection Association Booklet No. 302, Section No. 323 on vent pipe outlets. The 1/2 inch N.P.T. is off center to create a water baffle.



FIG. 0505

ORDERING INFO

Dealer Pkg. 10 Cards 1 Pc. per Card	OEM Bulk Pkg. 50 Pcs.	Ship Wt. Carton Lbs. DP/OEM Bulk
0505DP0CHR	0505000CHR	2.3/9.8

TECH INFO

O.D. Flange: 2-1/2"
O.D. Neck: 1-3/16"
Length Neck: 1-1/2"
Screw Size: #8

Note: All of the Above Vents are Designed to Meet the Requirements of U.S.C.G. Safety Standards January 31, 1977, for Gasoline Fuel Systems 33 CFR 183.

FIG. 0572 - OPEN BASE CLEAT



FIG. 0572

CONSTRUCTION:

- CHROME PLATED BRONZE



As seen in
1932 Catalog

ALSO AVAILABLE IN
MARINIUM
See Pg. 247

ORDERING & TECH INFO

Length Overall Inches	Dimensions Base Inches	Max. Rope Size Inches	Dealer Pkg. 5 Cards 1 Pc. per Card	Standard Package - 1 Pc.	OEM Bulk Pkg. 10 Pcs.	Screw Size	Ship Wt. Carton Lbs. DP/Std. Pkg/OEM Bulk
8	4 x 2-1/4	3/4	0572DP8CHR	-----	0572008CHR	1/4	8.0/--/13.3
10	5-1/16 x 2-13/16	7/8	-----	0572010CHR	-----	5/16	--/2.2/--
12	6-1/16 x 2-7/8	1	-----	0572012CHR	-----	5/16	--/3.2/--
15	7-3/8 x 3-5/8	1-1/2	-----	0572015CHR	-----	3/8	--/8.4/--

FIG. 1188 - OPEN BASE CLEAT



FIG. 1188

CONSTRUCTION:

- CHROME PLATED ZINC ALLOY

CAMO
FINISH AVAILABLE
See Page 244

ORDERING & TECH INFO

Length Overall Inches	Dimensions Base Inches	Max. Rope Size Inches	Dealer Pkg. 5 Cards 1 Pc. per Card	OEM Bulk Pkg. Catalog No.	OEM Bulk Pkg.	Screw Size	Ship Wt. Carton Lbs. DP/OEM Bulk
4	2-1/8 x 1-1/2	5/16	1188DP4CHR*	1188004CHR	50	10	3.1/15.0
6	3 x 1-3/4	7/16	1188DP6CHR	1188006CHR	50	10	3.2/30.0
8	4 x 2-1/8	5/8	1188DP8CHR	1188008CHR	25	1/4	5.0/21.0

* Dealer Package, 5 cards - 2 Pcs. per card.

FIG. 1210 - OPEN BASE CLEAT



FIG. 1210

CONSTRUCTION:

- CHROME PLATED ZINC ALLOY
- STAINLESS STEEL STUDS, NUTS AND WASHERS

ORDERING & TECH INFO

Length Overall Inches	Dimensions Base Inches	Max. Rope Size Inches	Catalog Number	OEM Std. Pkg.	OEM Bulk Pkg.	Stud Size	Ship Wt. Carton Lbs. Std. Pkg./OEM Bulk
4	2-1/8 x 1-1/2	5/16	1210004CHR	10	50	1/4-20 x 2	4.0/19.5
6	3 x 1-3/4	7/16	1210006CHR	10	30	1/4-20 x 2	6.5/21.8
8	4 x 2-1/8	5/8	1210008CHR	5	30	1/4-20 x 2	5.0/29.4

FIG. 0566 - CLOSED BASE CLEAT

CONSTRUCTION:

- CHROME PLATED ZINC ALLOY



FIG. 0566

ORDERING & TECH INFO						
Length Overall Inches	Dimensions Base Inches	Max. Rope Size Inches	Dealer Pkg. 5 Cards 2 Pcs. per Card	Screw Size	Ship Wt. Carton Lbs. Dealer Pkg.	
2	2-3/16 x 1-1/8	5/16	0566DP2CHR	6	1.3	
3	3-1/8 x 1-1/2	3/8	0566DP3CHR	8	3.6	
4-1/2	4-7/16 x 1-7/8	1/2	0566DP4CHR	10	6.1	



As seen in 1953 Catalog

FIG. 1252 - OPEN BASE CLEAT

CONSTRUCTION:

- CHROME PLATED ZINC ALLOY



FIG. 1252

ORDERING & TECH INFO						
Length Overall Inches	Dimensions Base Inches	Max. Rope Size Inches	Dealer Pkg. 5 Cards 2 Pcs. per Card	OEM Bulk Pkg. 50 Pcs.	Screw Size	Ship Wt. Carton Lbs. DP/OEM Bulk
6-1/2	3 x 1-1/8	3/4	1252DP0CHR	1252000CHR	1/4	4.6/34.5

FIG. 0530 - OPEN BASE CLEAT

CONSTRUCTION:

- PLAIN ALUMINUM



FIG. 0530

ORDERING & TECH INFO						
Length Overall Inches	Dimensions Base Inches	Max. Rope Size Inches	Standard Package - 1 Pc.	Screw Size	Ship Wt. Carton Lbs. Std. Pkg.	
8	4 x 2-1/4	3/4	0530008ALU	1/2	1.2	
10	4-1/2 x 3	7/8	0530010ALU	1/2	2.0	
12	6-1/2 x 2-7/8	1	0530012ALU	5/8	4.0	
15	7 x 3-1/4	1-1/2	0530015ALU	3/4	5.0	

FIG. 0545 - CLEAT

CONSTRUCTION:

- PLAIN ALUMINUM




FIG. 0545

As seen in
1932 Catalog

ORDERING & TECH INFO

Length Overall Inches	Dimensions Base Inches	Max. Rope Size Inches	Dealer Pkg. 5 Cards 2 Pcs. per Card	OEM Bulk Package	OEM Bulk Pkg. Pcs./Pkg.	Screw Size	Ship Wt. Carton Lbs. DP/OEM Bulk
3	1-1/2 x 5/8	1/4	0545DP3ALU	-----	----	8	1.0/--
4	1-5/8 x 3/4	5/16	0545DP4ALU	-----	----	10	1.0/--
5	2 x 7/8	3/8	0545DP5ALU	-----	----	1/4	2.0/--
6	2-1/4 x 7/8	7/16	0545DP6ALU**	0545006ALU	50	1/4	3.0/10.0
8*	2-5/8 x 1-7/8	5/8	0545DP8ALU**	0545008ALU	25	1/4	4.8/9.0
10*	3-5/8 x 1-1/2	3/4	-----	0545010ALU	5	5/16	--/3.0
12*	4 x 1-1/2	7/8	-----	0545012ALU	5	5/16	--/4.0

* These Sizes are Open Base, Balance of Sizes are Closed Base.

** Dealer Package, 10 pcs., 1 Pc. per card.

DECK HARDWARE

FIG. 0544 - CLEAT

CONSTRUCTION:

- CAST BRONZE
- POLISHED OR CHROME PLATED



**FIG. 0544
POLISHED**



**FIG. 0544
CHROME**

ORDERING & TECH INFO

Overall Inches	Base Inches	Max. Rope Size Inches	Chrome Plated Bronze Dealer Pkg.	Polished Bronze Dealer Pkg.	Dealer Pkg. - 5 Cards Pcs. per Card	Screw Size	Ship Wt. Carton Lbs. Dealer Pkg.
3	1-1/2 x 5/8	1/4	0544DP3CHR	0544DP3POL	2	8	1.8
4	1-5/8 x 3/4	5/16	0544DP4CHR	0544DP4POL	1	10	1.4

FIG. 1305 - CLOSED BASE CLEAT

CONSTRUCTION:

- CHROME PLATED ZINC ALLOY
- BLACK PLASTIC BASE



FIG. 1305

ORDERING & TECH INFO

Length Overall Inches	Max. Rope Size Inches	Dealer Package	Dealer Pkg. 5 Cards Pcs. per Card	Screw Size	Ship Wt. Carton Lbs. DP
4-1/2	3/8	1305DP1CHR	2	10	3.3
6	1/2	1305DP2CHR	1	1/4	3.3

FIG. 1316 - OPEN BASE CLEAT

CONSTRUCTION:

- CHROME PLATED ZINC ALLOY
- BLACK PLASTIC BASE
- STAINLESS STEEL STUDS, NUTS AND WASHERS



FIG. 1316

ORDERING & TECH INFO

Length Overall Inches	Max. Rope Size Inches	Catalog Number	Std. Pkg.	OEM Bulk Pkg.	Stud Size	Ship Wt. Carton Lbs. Std. Pkg./OEM Bulk
4-1/2	3/8	1316001CHR	10	50	12-24 x 1-1/2	0.4/18.0
6	1/2	1316002CHR	5	---	1/4 x 1-1/2	0.7/27.9

FIG. 1306 - OPEN BASE CLEAT

CONSTRUCTION:

- CHROME PLATED ZINC ALLOY
- BLACK PLASTIC BASE



FIG. 1306

ORDERING & TECH INFO

Length Overall Inches	Max. Rope Size Inches	Dealer Package	Dealer Pkg. 5 Cards Pcs. per Card	OEM Bulk Pkg. 50 Pcs.	Screw Size	Ship Wt. Carton Lbs. DP/OEM Bulk
4-1/2	3/8	1306DP1CHR	2	1306001CHR	10	3.0/12.0
6	1/2	1306DP2CHR	1	1306002CHR	1/4	3.1/29.5

FIG. 1326 - OPEN BASE CLEAT

CONSTRUCTION:

- CHROME PLATED ZINC ALLOY
- BLACK PLASTIC BASE



FIG. 1326

ORDERING & TECH INFO

Length Overall Inches	Dimensions Base Inches	Max. Rope Size Inches	Dealer Pkg. 5 Cards 1 Pc. per Card	OEM Bulk Pkg. 50 Pcs.	Screw Size	Ship Wt. Carton Lbs. DP/OEM Bulk
5-3/4	3-5/8 x 7/8	1/2	1326DP2CHR	1326002CHR	1/4	2.0/18.3

ALSO AVAILABLE IN



See Pg. 247



FIG. 0119



As seen in
1932 Catalog

FIG. 0119 - STRAIGHT CHOCK

CONSTRUCTION:

- CHROME PLATED BRONZE

ORDERING & TECH INFO

Max. Rope Size Inches	Length Overall Inches	Width Inches	Dealer Pkg. 5 Cards 1 Pc. per Card	OEM Bulk Pkg. 5 Pcs.	Screw Size	Ship Wt. Carton Lbs. DP/OEM Bulk
3/4	4	7/8	0119DP4CHR	0119004CHR	8	2.0/2.0
1	6	1-1/8	0119DP6CHR	0119006CHR	12	4.0/4.0

FIG. 1230 - STRAIGHT CHOCKS



FIG. 1230

CONSTRUCTION:

- CHROME PLATED ZINC ALLOY

ORDERING & TECH INFO

Max. Rope Size Inches	Length Overall Inches	Width Inches	Dealer Pkg. 10 Cards 1 Pair per Card	OEM Bulk Pkg. 50 Pair	Screw Size	Ship Wt. Carton Lbs. DP/OEM Bulk
3/4	4	7/8	1230DP0CHR	1230000CHR	8	5.0/22.0

FIG. 1223 - SKENE BOW CHOCKS



FIG. 1223

CONSTRUCTION:

- CHROME PLATED ZINC ALLOY

ORDERING & TECH INFO

Max. Rope Size Inches	Length Overall Inches	Width Inches	Dealer Pkg. 5 Cards 1 Pair per Card	OEM Bulk Pkg. 50 Pair	Screw Size	Ship Wt. Carton Lbs. DP/OEM Bulk
1/2	3-1/2	7/8	1223DP0CHR	1223000CHR	8	2.0/13.4



ANCHOR CHOCK & RIGGING TUBE

100th Year Anniversary Edition - 1907 to 2007



CONSTRUCTION:

- CHROME PLATED BRONZE, POLISHED OR BURNISHED

Size No. 1 Fits

Size No. 1 Fits	
Fortress Models FX7-FX16	Danforth® Models H [®] 500 T [™] 570 H [®] 960 T [™] 1200 H [®] 1500 T [™] 1800 S [®] 160 T [™] 2500 S [®] 300 T [™] 3000
U.S. Anchor Mfg., INC. Models 2-1/2, 4, 8, 13	S [®] 600 D [™] 375 S [®] 920 D [™] 750 S [®] 1300 D [™] 1150 VSB [™] 160 D [™] 1650 VSB [™] 13000 VSB [™] 1900
Size No. 2 Fits	
Fortress Models FX23-FX55	Danforth® Models H [®] 1800 T [™] 4000 H [®] 3100 T [™] 6000 H [®] 3600 T [™] 7000 D [™] 2000 D [™] 2500
U.S. Anchor Mfg., INC. Models 18 & 22	S [®] 1600 S [®] 2000 S [®] 3000 VSB [™] 2500 VSB [™] 3600



FIG. 0903

ORDERING & TECH INFO

Polished Chrome Plated Bronze	Burnished Chrome Plated Bronze	Screw Size	Ship Wt. Carton Lbs. CHR/BUR
Dealer Pkg. - 5 Cds. 1 Set per Card	Dealer Pkg. - 5 Cds. 1 Set per Card		
0903DP1CHR	0903DP1BUR	10	12.2/12.3
0903DP2CHR	0903DP2BUR	10	13.0/13.0



Sample
Clam Shell
Package

SPARE PARTS ORDERING INFORMATION

To Specify Size Replace the Seventh Digit With the Size Number (i.e. 090300199A or 090300299A).

Polished Chrome Shank Support: 090300_99A
Polished Chrome Fluke Supports, Pair: 090300_99B
Polished Chrome Crown Support: 090300_99C
Knob: 1144A00BLK

Burnished Chrome Shank Support: 0903B0_99A
Burnished Chrome Fluke Supports, Pair: 0903B0_99B
Burnished Chrome Crown Support: 0903B0_99C

FIG. 0357 - RIGGING TUBE

CONSTRUCTION:

- CHROME PLATED BRASS AND BRONZE

For use with 2 Inch I.D. Hose to Pass Wiring Harnesses and Control Cables Through Transoms and Motorwell Bulkheads

Mounts in 2-1/8 Inch Diameter Hole



FIG. 0357

ORDERING & TECH INFO

O.D. Tube Inches	Length Overall Inches	O.D. Flange Inches	Dealer Pkg. 5 Cards 1 Pc. per Card	OEM Bulk Pkg. 25 Pcs.	Screw Size	Ship Wt. Carton Lbs. DP/OEM Bulk
2	4-1/8	3-1/8	0357DP1CHR	0357001CHR	8	3.1/12.9

Visit www.perko.com for installation instructions and technical drawings on most PERKO® products.

PERKO®

DECK HARDWARE



FIG. 0750

ALSO AVAILABLE IN
MARINIUM[®]

See Pg. 252

FIG. 0750 - ROPE AND CHAIN DECK PIPE

CONSTRUCTION:

- CHROME PLATED BRONZE

The Cover Has a Hook for Hanging Chain and a Stainless Steel Cable Retainer

ORDERING & TECH INFO						
Opening For Chain Size Inches	Dimensions Flange Inches	Height Overall Inches	Dealer Pkg. 5 Cards 1 Pc. per Card	Screw Size	Ship Wt. Carton Lbs. Dealer Pkg.	
3/8	5-1/4 x 4	1-3/8	0750DP0CHR	8	10.0	

Spare Cover with Hook and Cable, Cat. No. 0750DP99A



FIG. 1057 WHITE



FIG. 1057 BLACK

FIG. 1057 - ROPE DECK PIPE

CONSTRUCTION:

- HIGH IMPACT BLACK OR WHITE PLASTIC
- U.V. STABILIZED, FIBER REINFORCED
- HINGED, SNAP-DOWN COVER
- IMPROVED HINGE DESIGN ALLOWS OPEN COVER TO LAY FLAT

ORDERING & TECH INFO						
Color	Maximum Rope Size Inches	O.D. Flange Inches	Dealer Pkg. 5 Cards 1 Pc. per Card	OEM Bulk Pkg. 25 Pcs.	Screw Size	Ship Wt. Carton Lbs. DP/OEM Bulk
Black	7/8	3-3/4	1057DP0BLK	1057000BLK	8	2.0/6.0
White	7/8	3-3/4	1057DP0WHT	1057000WHT	8	2.0/6.0

DECK HARDWARE



FIG. 0757

FIG. 0757 - ROPE DECK PIPE


CONSTRUCTION:

- CHROME PLATED ZINC ALLOY

ORDERING & TECH INFO					
Maximum Rope Size Inches	O.D. Flange Inches	Dealer Pkg. 5 Cards 1 Pc. per Card	OEM Bulk Pkg. 10 Pcs.	Screw Size	Ship Wt. Carton Lbs. DP/OEM Bulk
1	3-3/8	0757DP0CHR	0757000CHR	8	3.2/5.4



FIG. 0608



As seen in 1938 Catalog

FIG. 0608 - MOORING BITT

CONSTRUCTION:

- CHROME PLATED BRONZE, HOLLOW

ORDERING & TECH INFO					
Dimensions Base Inches	Height Inches	Standard Pkg. 1 Pc.	Bolt Size	Ship Wt. Carton Lbs. Std. Pkg.	
4-1/4 x 4-1/4	3-1/2	0608002CHR	1/4	2.3	
5 x 5	4-3/4	060802ACHR	3/8	3.5	
6 x 6	5	0608003CHR	3/8	6.1	



FIG. 0752

FIG. 0752 - HAWSE HOLE PLATE

CONSTRUCTION:

- CHROME PLATED BRONZE

ALSO AVAILABLE IN
MARINIUM[®]
See Pg. 252

ORDERING & TECH INFO					
Dimensions Outside Inches	Dimensions Inside Inches	Length Spigot Inches	Std. Pkg. - 1 Pc. OEM Pkg. - 10 Pcs.	Screw Size	Ship Wt. Carton Lbs. Std. Pkg./OEM Bulk
4-1/4 x 6	2-1/8 x 4-1/8	1-1/4	0752000CHR	1/4	2.0/12.7

NOTE: THE BOW EYES AND TRANSOM EYES ILLUSTRATED ON THIS PAGE ARE NOT DESIGNED TO BEAR THE WEIGHT OF THE VESSEL AND THEREFORE SHOULD NOT BE USED FOR LIFTING

FIG. 0237 - BOW EYE

CONSTRUCTION:

- NON-MAGNETIC 300 SERIES STAINLESS STEEL SHANK
- STAINLESS STEEL NUTS & WASHERS




FIG. 0237

ORDERING & TECH INFO

Length Shank Inches	O.D. Shank Inches	I.D. Eye Inches	Length Thread Inches	Dealer Pkg. 10 Cards 1 Pc. per Card	Ship Wt. Carton Lbs. Dealer Pkg.	Safe Working Load Pounds**
3	5/16	1	3	0237DP1STS	3.0	1800
6	5/16	1	6	0237DP2STS	3.3	1800
3	3/8	1-1/8	3	0237DP3STS*	2.0	3000
3-1/4	1/2	1-1/2	3-1/4	0237DP4STS*	4.4	4600

* Dealer Pkg., 5 cards, 1 Pc. per card

FIG. 0236 - TRANSOM EYE FOR USE AS TOWING OR LASHING EYE

CONSTRUCTION:

- NON-MAGNETIC 300 SERIES STAINLESS STEEL SHANK
- STAINLESS STEEL FINISHING PLATE, NUTS & WASHERS




FIG. 0236

ORDERING & TECH INFO

Length Shank Inches	O.D. Shank Inches	I.D. Eye Inches	Dimensions Plate Inches	Dealer Pkg. 5 Cards 1 Pc. per Card	Ship Wt. Carton Lbs. Dealer Pkg.	Safe Working Load Pounds**
3	5/16	1	3 x 1-3/4	0236DP1STS*	4.4	1800
3	3/8	1-1/8	3 x 1-3/4	0236DP3STS	3.0	3000
3-1/4	1/2	1-1/2	4 x 1-3/4	0236DP4STS	5.4	4600

* Dealer Pkg., 10 cards, 1 Pc. per card

FIG. 1235 - BOW EYE

CONSTRUCTION:

- CHROME PLATED ZINC ALLOY EYE
- ZINC ALLOY PLATED STEEL "U" BOLT, NUTS & WASHERS

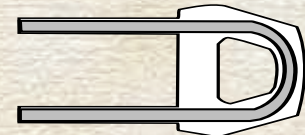



FIG. 1235

ORDERING & TECH INFO

Length Shank Inches	O.D. Shank Inches	I.D. Eye Inches	Length Thread Inches	Dealer Pkg. 10 Cards 1 Pc. per Card	Ship Wt. Carton Lbs. Dealer Pkg.	Safe Working Load Pounds**
3	5/16	1	2-3/4	1235DP0CHR	7.0	2000

****IMPORTANT NOTE: THE SAFE WORKING LOAD INFORMATION GIVEN FOR THE ITEMS ABOVE IS BASED ON A STRAIGHT AXIAL PULL. THIS INFORMATION WOULD NOT APPLY IN CASES WHERE INSTALLATION OR USE CREATES ANGULAR LOADING, SINCE THESE VARIATIONS MAKE IT IMPRACTICABLE TO OFFER ACCURATE TEST DATA.**



FIG. 1043




FIG. 1325

FIGS. 1043 & 1325 - STEP PLATES

CONSTRUCTION:

- SOFT BLACK PLASTIC PADS

FIG. 1043 - CHROME PLATED BRONZE FRAMES

FIG. 1325 - CHROME PLATED ZINC ALLOY FRAMES

ORDERING & TECH INFO

Dimensions Inches	Dealer Pkg. 5 Cards 1 Pc. per Card	OEM Bulk Pkg. 50 Pcs.	Screw Size	Ship Wt. Carton Lbs. DP/OEM Bulk
8-3/4 x 3-1/4	1043DP1CHR	-----	6	4.5/--
11-1/2 x 5-3/4	1043DP2CHR	-----	8	10.5/--
8-3/8 x 2-1/4	1325DP0CHR*	1325000CHR	8	4.0/15.2
8-3/4 x 3-1/4	1325DP1CHR*	1325001CHR	8	5.2/23.0

* Dealer Package 2 Pcs. per card.

Spare Pads for Size No. 0 (2 per bag): 1050DP0BLK

Spare Pads for Size No. 1 (2 per bag): 1050DP1BLK

Spare Pads for Size No. 2 (2 per bag): 1050DP2BLK

DECK HARDWARE

FIGS. 1063 & 1425 - L.E.D. STEP PLATES

FIG. 1425



CONSTRUCTION:

- SOFT BLACK PLASTIC PADS
- 12 VOLT L.E.D.

FIG. 1063 - CHROME PLATED BRONZE FRAMES

FIG. 1425 - CHROME PLATED ZINC ALLOY FRAMES



FIG. 1063

ORDERING & TECH INFO

Dimensions Inches	Dealer Pkg. 5 Cards 1 Pc. per Card	OEM Bulk Pkg. 50 Pcs.	Screw Size	Ship Wt. Carton Lbs. DP/OEM Bulk
8-3/4 x 3-1/4	1063DP1CHR	-----	6	4.6/--
11-3/4 x 5-3/4	1063DP2CHR	-----	8	10.3/--
8-3/8 x 2-1/4	1425DP0CHR*	1425000CHR	8	3.7/15.3
8-3/4 x 3-1/4	1425DP1CHR*	1425001CHR	8	5.3/24.0

* Dealer Package 2 Pcs. per card.



FIG. 1015 - STEP PLATE

CONSTRUCTION:

- CHROME PLATED BRASS FRAME
- SOFT BLACK PLASTIC TREAD INSERT



FIG. 1015

ORDERING & TECH INFO

Dimensions Inches	Dealer Pkg. 5 Cards 2 Pcs. per Card	O.E.M. Bulk Pkg. 50 Pcs.	Screw Size	Ship Wt. Carton Lbs. DP/OEM Bulk
7-1/4 x 1-1/2	1015DP0CHR	1015000CHR	8	2.0/7.0

FIGS. 0351 & 0501 - FIXED STEPS

CONSTRUCTION:

- CHROME PLATED BRONZE



FIG. 0351




FIG. 0501

ORDERING & TECH INFO

Dimensions Step Inches	Dimensions Bracket Inches	Dealer Pkg. 5 Cards 1 Pc. per Card	Standard Pkg. - 1 Pc.	Bolt Size	Ship Wt. Carton Lbs. DP/Std. Pkg.
6 x 4-1/4	6 x 2	0351DP0CHR	-----	5/16 R.H.	12.1/--
11 x 4-1/2	11 x 2	-----	0501000CHR	5/16 R.H.	--/4.0

FIG. 0344 - FOLDING STEP



As seen in
1950 Catalog

CONSTRUCTION:

- CHROME PLATED MANGANESE BRONZE
- STAINLESS STEEL SPRING HOLDS STEP
IN OPEN OR CLOSED POSITION



FIG. 0344



ORDERING & TECH INFO

Dimensions Step Inches	Dimensions Bracket Inches	Projection Folded Inches	Dealer Pkg. 5 Cards 1 Pc. per Card	Bolt Size	Ship Wt. Carton Lbs. Dealer Pkg.
4-1/8 x 2-1/4	4-1/4 x 1-3/4	1-3/8	0344DP0CHR	5/16 R.H.	8.3

FIGS. 0427, 0428, 1277, 1278, 1304 & 1327

FLAG POLES & SOCKETS

CONSTRUCTION:

- FIG. 0427 - CHROME PLATED BRASS POLE, CHROME PLATED BRONZE STRAIGHT SOCKET
 - FIG. 0428 - CHROME PLATED BRASS POLE, CHROME PLATED BRONZE ANGLED SOCKET
 - FIG. 1277 - ALUMINUM POLE, CHROME PLATED ZINC ALLOY STRAIGHT SOCKET
 - FIG. 1278 - ALUMINUM POLE, CHROME PLATED ZINC ALLOY ANGLED TEAR DROP SOCKET
 - FIG. 1304 - ALUMINUM POLE, CHROME PLATED ZINC ALLOY CLAMP-ON SOCKET FOR ROUND RAILS
 - FIG. 1327 - ALUMINUM POLE, CHROME PLATED ZINC ALLOY CLAMP-ON SOCKET FOR SQUARE RAILS
- FOR 16 INCH HIGH FLAGS
 - INCLUDES ALLEN WRENCH AND THUMB SCREW FOR EASY DISASSEMBLY OF POLE AND SOCKET
 - DP3 VERSION INCLUDES EMBROIDERED AMERICAN FLAG WITH EACH PACKAGE

Fig. 0428



Fig. 0427



Fig. 1327



Fig. 1304

Fig. 1277




Fig. 1278



DECK HARDWARE

ORDERING & TECH INFO

Description	Base Style	Finish	Dealer Pkg. 5 Cards 1 Pc. per Card	I.D. Socket Inches	Approx. Pole Ht. Inches	Ship Wt. Carton Lbs. Dealer Pkg.
Pole & Socket	Straight	Chr. Brass/Chr. Bronze	0427DP2CHR	3/4	31-1/2	10.4
Pole, Socket & Flag	Straight	Chr. Brass/Chr. Bronze	0427DP3CHR	3/4	31-1/2	10.5
Pole & Socket	Angled	Chr. Brass/Chr. Bronze	0428DP2CHR	3/4	31-1/2	10.0
Pole, Socket & Flag	Angled	Chr. Brass/Chr. Bronze	0428DP3CHR	3/4	31-1/2	11.1
Pole & Socket	Straight	Alum./Chr. Zinc Alloy	1277DP2CHR	1/2	31-1/2	8.0
Pole, Socket & Flag	Straight	Alum./Chr. Zinc Alloy	1277DP3CHR	1/2	31-1/2	9.0
Pole & Socket	Angled	Alum./Chr. Zinc Alloy	1278DP2CHR	1/2	31-1/2	8.2
Pole, Socket & Flag	Angled	Alum./Chr. Zinc Alloy	1278DP3CHR	1/2	31-1/2	9.7
Pole & Socket	Clamp on (Round)	Alum./Chr. Zinc Alloy	1304DP2CHR	3/4	18	7.0
Pole, Socket & Flag	Clamp on (Round)	Alum./Chr. Zinc Alloy	1304DP3CHR	3/4	18	7.5
Pole & Socket	Clamp on (Square)	Alum./Chr. Zinc Alloy	1327DP2CHR	3/4	18	6.0
Pole, Socket & Flag	Clamp on (Square)	Alum./Chr. Zinc Alloy	1327DP3CHR	3/4	18	7.0



FLAG POLE SOCKETS & FLAG STAFF

100th Year Anniversary Edition - 1907 to 2007



FIGS. 0218 & 0219 - FLUSH FLAG POLE SOCKETS

ALSO AVAILABLE IN



See Pg. 253

CONSTRUCTION:

- CHROME PLATED BRONZE

FIG. 0218 - STRAIGHT BOW SOCKET

FIG. 0219 - 26° ANGLE STERN SOCKET



As seen in
1948 Catalog



FIG. 0218 BOW



FIG. 0219 STERN

ORDERING & TECH INFO

I.D. Socket Inches	O.D. Flange Inches	Depth Socket Inches	Straight Dealer Pkg. - 5 Cds 1 Pc. per Card	Straight OEM Bulk Pkg. 5 Pcs.	Angled Dealer Pkg. - 5 Cds. 1 Pc. per Card	Anglrd OEM Bulk Pkg. 5 Pcs.	Screw Size	Ship Wt. Carton Lbs. 0218/0219
3/4	2	1-1/2	0218DP1CHR	0218001CHR	0219DP1CHR	0219001CHR	8	2.0/3.3
1	2-3/8	1-3/4	0218DP2CHR	0218002CHR	0219DP2CHR	0219002CHR	8	3.0/3.0
1-1/4	2-5/8	2	0218DP3CHR	0218003CHR	0219DP3CHR	0219003CHR	8	4.0/4.7

FIGS. 0220 & 0221 - UPRIGHT FLAG POLE SOCKETS

ALSO AVAILABLE IN



See Pg. 253

CONSTRUCTION:

- CHROME PLATED BRONZE

FIG. 0220 - STRAIGHT BOW SOCKET

FIG. 0221 - 13° ANGLE STERN SOCKET



FIG. 0220
BOW



FIG. 0221
STERN

ORDERING & TECH INFO

I.D. Socket Inches	O.D. Base Inches	Height Overall Inches	Straight Dealer Pkg. - 5 Cds. 1 Pc. per Card	Angled Dealer Pkg. - 5 Cds. 1 Pc. per Card	Screw Size	Ship Wt. Carton Lbs. 0220/0221
3/4	2-1/8	1-3/4	0220DP1CHR	0221DP1CHR	8	2.0/2.0
1	2-1/2	2	0220DP2CHR	0221DP2CHR	8	3.1/4.0
1-1/4	2-3/4	2-1/8	0220DP3CHR	0221DP3CHR	8	3.5/4.5



As seen in
1948 Catalog



FIGS. 1302 & 1322 - CLAMP-ON FLAG POLE SOCKETS

CONSTRUCTION:

- CHROME PLATED ZINC ALLOY WITH BLACK PLASTIC KNOB

Fig. 1302 For Round Rail Sizes 3/4 to 1 Inch

Fig. 1322 For Square Rail Size 1-1/4 Inch

ORDERING & TECH INFO

I.D. Socket Inches	Dimensions Bracket Inches	Dealer Pkg. 5 Cards 1 Pc. per Card	Ship Wt. Carton Lbs. Dealer Pkg.
3/4	2 x 1-3/4	1302DP0CHR	3.5
3/4	2 x 1-3/4	1322DP0CHR	3.0




FIG. 1302

FIG. 1322

FIG. 0495 - FLAG STAFF

CONSTRUCTION:

- CHROME PLATED ZINC ALLOY BASE AND TOP
- ANODIZED ALUMINUM TUBE

Sizes 2 and 3 For Use With

Figs. 1302 & 1322 Clamp-On Sockets Only

ORDERING & TECH INFO

O.D. Base Inches	Length Overall Inches	Dealer Pkg. 5 Bags 1 Pc. per Bag	Ship Wt. Carton Lbs. Dealer Pkg.
1/2	14	0495DP1CHR	1.5
3/4	14	0495DP2CHR	2.0
3/4	18	0495DP3CHR	2.0

FIG. 0495



DECK HARDWARE

CAMO

FINISH AVAILABLE
See Page 244



FIG. 1234

FIG. 1234 - BOW HANDLE FOR DAYSAILORS

CONSTRUCTION:

- CHROME PLATED ZINC ALLOY

ORDERING INFO

Dealer Pkg. 5 Cards 1 Pcs. per Card	OEM Bulk Pkg. 50 Pcs.	Ship Wt. Carton Lbs. DP/OEM Bulk
1234DP0CHR	1234000CHR	3.0/18.5

TECH INFO

Length Overall: 6-1/2"
Ht. Above Deck: 2"
Screw Size: #8



FIG. 1336

FIGS. 1336 & 1346 - HANDLES

CONSTRUCTION:

- CHROME PLATED ZINC ALLOY
- BLACK PLASTIC BASE
- STAINLESS STEEL STUDS, NUTS AND WASHERS(FIG. 1346)

ORDERING INFO

Dealer Pkg. 5 Cards 2 Pcs. per Card	OEM Bulk Pkg. 50 Pcs.	Screw Size	Ship Wt. Carton Lbs. DP/OEM Bulk
1336DP0CHR	1336000CHR	1/4	6.3/30.2
Std. Pkg. - 1 Pcs. OEM Bulk Pkg. - 50 Pcs.	Stud Size	Ship Wt. Carton Lbs. Std. Pkg./OEM Bulk	
1346000CHR	1/4-20 x 1-1/2	0.9/37.0	

TECH INFO

Length Overall: 6-1/4"
Length Inside: 3-1/2"
Height Inside: 1"



FIG. 1346

FIG. 1222 - HANDLE

CONSTRUCTION:

- CHROME PLATED ZINC ALLOY

ORDERING INFO

Dealer Pkg. 5 Cards 2 Pcs. per Card	OEM Bulk Pkg. 100 Pcs.	Ship Wt. Carton Lbs. DP/OEM Bulk
1222DP0CHR	1222000CHR	3.2/24.0

TECH INFO

Length Overall: 5-3/4"
Length Inside: 3-5/8"
Height Inside: 1-1/4"
Screw Size: #8




FIG. 1222

CAMO

FINISH AVAILABLE
See Page 244



FIG. 1231

FIG. 1231 - HANDLE

CONSTRUCTION:

- CHROME PLATED ZINC ALLOY

ORDERING INFO

Dealer Pkg. 5 Cards 2 Pcs. per Card	OEM Bulk Pkg. 50 Pcs.	Ship Wt. Carton Lbs. DP/OEM Bulk
1231DP0CHR	1231000CHR	5.0/20.0

TECH INFO

Length Overall: 6"
Length Inside: 3-1/2"
Height Inside: 1-5/16"
Screw Size: 1/4

FIG. 0775 - HANDLE

CONSTRUCTION:

- CHROME PLATED BRONZE

ORDERING & TECH INFO

Length Overall Inches	Length Inside Inches	Height Inside Inches	Dealer Pkg. 5 Cards 2 Pcs. per Card	OEM Bulk Pkg. 50 Pcs.	Screw Size	Ship Wt. Carton Lbs. DP/OEM Bulk
4-1/4	2-1/2	7/8	0775DP1CHR	0775001CHR	6	2.0/7.0
5-3/4	3-5/8	1-3/8	0775DP2CHR	0775002CHR	8	3.0/10.1



FIG. 0775

FIGS. 0380 & 0380A - GRAB RAIL POSTS

CONSTRUCTION:

- HOLLOW, FOR 1 INCH O.D. TUBING
- CHROME PLATED BRONZE



FIG. 0380
END POST



FIG. 0380A
CENTER POST

ORDERING INFO	
Standard Pkg. - 1 Pc.	Ship Wt. Carton Lbs.
0380000CHR	Standard Pkg.
0380A00CHR	0.8
	0.7

TECH INFO
Height Overall: 3-3/8"
O.D. Base: 2-1/2"
Screw Size: #8

FIG. 0492 - BOAT HOOK HOLDERS

CONSTRUCTION:

- STAINLESS STEEL



FIG. 0492

ORDERING INFO		
Dealer Pkg.	OEM	Ship Wt.
10 Cards	Bulk Pkg.	Carton Lbs.
1 Pair per Card	50 Pairs	DP/OEM Bulk
0492DP0STS	0492000STS	2.1/8.0

TECH INFO
Max. Pole O.D.: 1-1/2"
Length: 3-1/2"
Width: 1"
Screw Size: #6

FIG. 0477 - POLE STORAGE CLIPS

CONSTRUCTION:

- SOFT BLACK PLASTIC
- U.V. STABILIZED

CAMO
VERSION AVAILABLE
See Page 242



FIG. 0477

ORDERING INFO		
Dealer Pkg.	OEM	Ship Wt.
10 Cards	Bulk Pkg.	Carton Lbs.
1 Pair per Card	50 Pairs	DP/OEM Bulk
0477DP0BLK	0477000BLK	1.5/4.2

TECH INFO
For Pole O.D.: 3/4"
Dimensions:
3/4" x 2-1/4" x 1-5/8"
Screw Size: #10

FIG. 0502 - SPRING CLAMPS


CONSTRUCTION:

- STAINLESS STEEL



FIG. 0502

ORDERING & TECH INFO							
Min. I.D. Inches	Max. I.D. Inches	Projection Inches	Width Clamp Inches	Dealer Pkg. 10 Cards 1 Pair per Cd.	OEM Bulk Pkg. 50 Pairs	Screw Size	Ship Wt. Carton Lbs. DP/OEM Bulk
5/8	1-1/4	1-1/2	1/2	0502DP1STS	0502001STS	6	1.0/3.0
1	1-3/4	2-1/4	5/8	0502DP2STS	0502002STS	6	2.0/7.2



As seen in 1950 Catalog



FIG. 0533

FIG. 0533 - HAND WINDSHIELD WIPER

CONSTRUCTION:

- CHROME PLATED ZINC ALLOY
- 400 SERIES STAINLESS STEEL ARM AND BLADE HOLDER
- For Straight and Curved Windshields
- Arm is Extendable from 6-3/4 to 10-1/2 Inches
- Length Overall is 8 to 11-1/2 Inches
- Spring Tension is Adjustable

ORDERING & TECH INFO

O.D. Shaft Inches	Max. Thickness of Panel Inches	Length Handle Inches	Length Blade Inches	Dealer Pkg. 5 Pcs. 1 Pc. per Card	Ship Wt. Carton Lbs. Dealer Pkg.
3/8	1-1/8	2-3/8	12	0533DP0STS	4.1

SPARE PARTS ORDERING INFORMATION

Arm: 053300099A
 Curved Blade: 053300099B
 Handle: 053300099D

FIG. 1226 - ROPE CLAMP

CONSTRUCTION:

- CHROME PLATED ZINC ALLOY
- FOR 1/8 OR 3/16 INCH ROPE



FIG. 1226

ORDERING & TECH INFO

Length Overall Inches	Width Inches	Dealer Pkg. - 25 Cards 2 Pcs. per Card	OEM Bulk Pkg. 100 Pcs.	Ship Wt. Carton Lbs. DP/OEM Bulk
1-1/4	11/16	1226DP0CHR	1226000CHR	4.1/6.1

FIG. 0759 - DOCK LINE SPRING

CONSTRUCTION:

- GALVANIZED SPRING STEEL



FIG. 0759

ORDERING & TECH INFO

For Rope Size Inches	Length Overall Inches	O.D. Inches	Compression Inches	Standard Package - 5 Pcs.	Ship Wt. Carton Lbs. Standard. Pkg.
1/2	10	1-1/2	4-1/2	0759001ZNC	4.5

FIG. 0565 - SWIVEL ROPE PULLEY

CONSTRUCTION:

- STAINLESS STEEL WITH STRAP
- WHITE PLASTIC SHEAVE
- MAXIMUM ROPE SIZE 1/4 INCH



FIG. 0565

ORDERING & TECH INFO

O.D. Sheave Inches	Length Overall Inches	Length Strap Inches	Dealer Pkg. - 5 Cards 2 Pcs. per Card	Screw Size	Ship Wt. Carton Lbs. Dealer Pkg.
2-5/16	3-3/4	1-5/8	0565DP	10	1.7

FIG. 0634 - SWIVEL SNAP HOOK ROPE PULLEY

CONSTRUCTION:

- STAINLESS STEEL
- WHITE PLASTIC SHEAVE
- MAXIMUM ROPE SIZE 1/4 INCH



FIG. 0634

ORDERING & TECH INFO

O.D. Sheave Inches	Length Overall Inches	Opening Snap Throat Inches	Dealer Pkg. - 5 Cards 2 Pcs. per Card	Ship Wt. Carton Lbs. Dealer Pkg.
2-5/16	4-5/8	1/2	0634DP	2.0

FIG. 1243 - ROPE GUIDE

CONSTRUCTION:

- CHROME PLATED ZINC ALLOY
- BLACK PLASTIC SHEAVE




FIG. 1243

ORDERING & TECH INFO

Maximum Rope Size Inches	O.D. Sheave Inches	Dimensions Base Inches	Dealer Pkg. 10 Cards 1 Pc. per Card	Screw Size	Ship Wt. Carton Lbs. Dealer Pkg.
1/4	7/8	2 x 3/4	1243DP0CHR	8	1.5

FIGS. 1256 & 1261 - ROPE GUIDES

CONSTRUCTION:

- CHROME PLATED ZINC ALLOY



FIG. 1261



FIG. 1256

ORDERING & TECH INFO

I.D. Hole Inches	Dimensions Base Inches	Dealer Pkg. 25 Cards 2 Pcs. per Card	OEM Bulk Pkg. 100 Pcs.	Screw Size	Ship Wt. Carton Lbs. DP/OEM Bulk
5/16	1-1/4 x 3/4	1256DP0CHR	1256000CHR	6	2.0/3.0
5/16	1-1/4 x 3/4	1261DP0CHR	1261000CHR	6	2.0/2.8

FIG. 1299 - FENDER LOCK



FIG. 1299

CONSTRUCTION:

- CHROME PLATED ZINC ALLOY

The Eye is to be Permanently Attached to the Fender Line

ORDERING & TECH INFO

I.D. Eye Inches	O.D. Flange Inches	Dealer Pkg. 10 Cards 2 Pcs. per Card	OEM Bulk Pkg. 50 Pcs.	Screw Size	Ship Wt. Carton Lbs. DP/OEM Bulk
3/8	1-1/2	1299DP0CHR	1299000CHR	8	1.8/3.1

Spare Eye (2 per Card): 1299DP099A.

FIG. 1246 - FENDER HOOK



FIG. 1246

CONSTRUCTION:

- CHROME PLATED ZINC ALLOY

ORDERING & TECH INFO

Maximum Rope Size Inches	Dimensions Plate Inches	Dealer Pkg. - 10 Cards 2 Pcs. per Card	Screw Size	Ship Wt. Carton Lbs. Dealer Pkg.
3/8	1-3/4 x 1-1/4	1246DP0CHR	6	2.0

FIG. 1309 - SNAP TYPE FENDER HOOK



FIG. 1309

CONSTRUCTION:

- CHROME PLATED ZINC ALLOY

ORDERING & TECH INFO

Maximum Rope Size Inches	Dimensions Plate Inches	Dealer Pkg. 10 Cards 2 Pcs. per Card	OEM Bulk Pkg. 100 Pcs.	Screw Size	Ship Wt. Carton Lbs. DP/OEM Bulk
1/4	1-9/16 x 1-3/8	1309DP0CHR	1309000CHR	6	2.1/8.3

FIG. 1289 - SWIVEL EYE SNAP

FIG. 1289



CONSTRUCTION:

- CHROME PLATED ZINC ALLOY
- INTERLOCKING TONGUE

ORDERING & TECH INFO

I.D. Eye Inches	Length Overall Inches	Dealer Pkg. - 10 Cards 1 Pc. per Card	Ship Wt. Carton Lbs. Dealer Pkg.
5/8	3	1289DP0CHR	2.0

NOTE: THIS SNAP SHOULD NOT BE USED FOR LIFTING, WINCHING, TOWING, MOORING OR LIKE APPLICATIONS.

FIG. 0828 - RIBBED TYPE ROWLOCK HORNS

CONSTRUCTION:

- PLAIN MANGANESE BRONZE



FIG. 0828

ORDERING & TECH INFO

O.D. Shank Inches*	Length Shank Inches	Between Horns Inches	Dealer Pkg. - 5 Cards 1 Pair per Card	Ship Wt. Carton Lbs. Dealer Pkg.
1/2	2-1/8	2	0828DP0PLB	5.0

FIG. 0829 - ROUND TYPE ROWLOCK HORNS

CONSTRUCTION:

- PLAIN MANGANESE BRONZE



FIG. 0829

ORDERING & TECH INFO

O.D. Shank Inches*	Length Shank Inches	I.D. Horn Inches	Dealer Pkg. - 5 Cards 1 Pair per Card	Ship Wt. Carton Lbs. Dealer Pkg.
1/2	2-1/8	2	0829DP0PLB	5.0
1/2	2-1/8	2-1/4	0829DP1PLB	5.8

FIG. 0830 - NORTH RIVER TYPE ROWLOCK HORNS

CONSTRUCTION:

- PLAIN MANGANESE BRONZE



FIG. 0830

ORDERING & TECH INFO

O.D. Shank Inches*	Length Shank Inches	Between Horns Inches	Dealer Pkg. - 5 Cards 1 Pair per Card	Ship Wt. Carton Lbs. Dealer Pkg.
1/2	2-1/8	2-1/8	0830DP0PLB	4.3

FIGS. 0831, 0832 & 0833 - ROWLOCK SOCKETS

CONSTRUCTION:

- PLAIN MANGANESE BRONZE



FIG. 0831



FIG. 0832



FIG. 0833

ORDERING & TECH INFO

Mount	Length Inches	Width Inches	Depth Inches	Dealer Pkg. 5 Cards 1 Pair per Card	Ship Wt. Carton Lbs. Dealer Pkg.
Top	2-3/8	7/8	1	0831DP0PLB	2.4
Side	3-5/8	---	1-3/8	0832DP0PLB	2.5
Edge	4	3/4	1-3/4	0833DP0PLB	3.7

Screw Size #10.

*Note: The Plain Bronze Oarlocks listed on this page were designed for use only with the matching plain bronze rowlock sockets Figs. 0831-0833.

FIG. 1227 - NORTH RIVER TYPE ROWLOCK HORNS



FIG. 1227

CONSTRUCTION:

- PLAIN OR CHROME PLATED
ZINC ALLOY



As seen in
1958 Catalog

ORDERING & TECH INFO

<u>Finish</u>	<u>O.D. Shank Inches</u>	<u>Length Shank Inches</u>	<u>Between Horns Inches</u>	<u>Dealer Pkg. 10 Cards 1 Pair per Card</u>	<u>Ship Wt. Carton Lbs. Dealer Pkg.</u>
Plain	1/2	1-3/4	1-3/4	1227DP0ZNC	6.2
Chrome	1/2	1-3/4	1-3/4	1227DP0CHR	6.3

FIG. 1267 - ROUND TYPE ROWLOCK HORNS



FIG. 1267

CONSTRUCTION:

- PLAIN OR CHROME PLATED
ZINC ALLOY

ORDERING & TECH INFO

<u>Finish</u>	<u>O.D. Shank Inches</u>	<u>Length Shank Inches</u>	<u>I.D. Horns Inches</u>	<u>Dealer Pkg. 10 Cards 1 Pair per Card</u>	<u>Ship Wt. Carton Lbs. Dealer Pkg.</u>
Plain	1/2	1-3/4	2	1267DP0ZNC	6.8
Chrome	1/2	1-3/4	2	1267DP0CHR	6.8

FIG. 1262 - RIBBED TYPE ROWLOCK HORNS



FIG. 1262

CAMO
FINISH AVAILABLE
See Page 245

CONSTRUCTION:

- PLAIN OR CHROME PLATED
ZINC ALLOY



As seen in
1958 Catalog

ORDERING & TECH INFO

<u>Finish</u>	<u>O.D. Shank Inches</u>	<u>Length Shank Inches</u>	<u>Between Horns Inches</u>	<u>Dealer Pkg. 10 Cards 1 Pair per Card</u>	<u>Ship Wt. Carton Lbs. Dealer Pkg.</u>
Plain	1/2	1-3/4	1-3/4	1262DP0ZNC	6.0
Chrome	1/2	1-3/4	1-3/4	1262DP0CHR	6.1

FIG. 1185 - TOP MOUNT ROWLOCK SOCKETS

CONSTRUCTION:

- PLAIN OR CHROME PLATED ZINC ALLOY
- BLACK PLASTIC BEARINGS
- FOR USE WITH FIG. 1227, 1262 OR 1267 ROWLOCK HORNS



FIG. 1185

ORDERING & TECH INFO

Finish	Length Inches	Width Inches	Depth Inches	Dealer Pkg.	OEM	Ship Wt.
				10 Cards 1 Pair per Card	Bulk Pkg. 50 Pair	Carton Lbs. DP/OEM Bulk
Plain	2-7/8	1-1/8	1-1/8	1185DP0ZNC	1185000ZNC	4.0/17.0
Chrome	2-7/8	1-1/8	1-1/8	1185DP0CHR	1185000CHR	4.0/17.3

Screw Size #10. Plastic Bearing: 1155000BLK.

CAMO
FINISH AVAILABLE
See Page 245

FIG. 1186 - EDGE MOUNT ROWLOCK SOCKETS

CONSTRUCTION:

- PLAIN OR CHROME PLATED ZINC ALLOY
- BLACK PLASTIC BEARINGS
- FOR USE WITH FIG. 1227, 1262 OR 1267 ROWLOCK HORNS



FIG. 1186

ORDERING & TECH INFO

Finish	Length Inches	Width Inches	Depth Inches	Dealer Pkg.	Ship Wt.
				10 Cards 1 Pair per Card	Carton Lbs. Dealer Pkg.
Plain	4	7/8	1-1/8	1186DP0ZNC	6.7
Chrome	4	7/8	1-1/8	1186DP0CHR	6.7

Screw Size #10. Plastic Bearing: 1155000BLK.

CAMO
FINISH AVAILABLE
See Page 245

FIG. 1187 - SIDE MOUNT ROWLOCK SOCKETS

CONSTRUCTION:

- PLAIN OR CHROME PLATED ZINC ALLOY
- BLACK PLASTIC BEARINGS
- FOR USE WITH FIG. 1227, 1262 OR 1267 ROWLOCK HORNS



FIG. 1187

ORDERING & TECH INFO

Finish	Length Inches	Depth Inches	Dealer Pkg. - 10 Cards	Ship Wt.
			1 Pair per Card	Carton Lbs. Dealer Pkg.
Plain	4	1-1/4	1187DP0ZNC	4.3
Chrome	4	1-1/4	1187DP0CHR	4.4

Screw Size #10. Plastic Bearing: 1155000BLK.

FIG. 0233 - OAR LEATHERS & BUTTONS

CONSTRUCTION:

- LEATHER



FIG. 0233

ORDERING & TECH INFO

Dimensions Leather Inches	Dimensions Button Inches	Dealer Pkg. 5 Cards 1 Pair per Card	Ship Wt. Carton Lbs. Dealer Pkg.
7 x 6-1/2	1/2 x 13	0233DP1	2.9

Note: Pair Consists of 2 Leathers and 2 Buttons.

DECK HARDWARE

FIG. 1179 - WINDSHIELD ADJUSTER



Fig. 1179

CONSTRUCTION:

- CHROME PLATED BRASS AND ZINC ALLOY
- BLACK PLASTIC KNOB



As seen in
1958 Catalog

ORDERING & TECH INFO

Length Closed Inches	Length Open Inches	O.D. Tube Inches	Dealer Pkg. 5 Cards 1 Pc. per Card	OEM Bulk Pkg. 20 Pcs.	Screw Size	Ship Wt. Carton Lbs. DP/OEM Bulk
10	18	1/2	1179DP1CHR	1179001CHR	6	4.0/12.4
12	20	1/2	1179DP2CHR	1179002CHR	6	4.1/13.2

SPARE PARTS ORDERING INFORMATION

Knob: 1117DP0BLK

FIG. 1180 - WINDSHIELD ADJUSTER



Fig. 1180

CONSTRUCTION:

- CHROME PLATED BRASS AND ZINC ALLOY
- BLACK PLASTIC KNOB



As seen in
1958 Catalog

ORDERING & TECH INFO

Length Closed Inches	Length Open Inches	O.D. Tube Inches	Dealer Pkg. 5 Cards 1 Pc. per Card	OEM Bulk Pkg. 20 Pcs.	Screw Size	Ship Wt. Carton Lbs. DP/OEM Bulk
12	21	1/2	1180DP0CHR	1180000CHR	6	4.3/13.4

SPARE PARTS ORDERING INFORMATION

Knob: 1117DP0BLK

FIG. 1116 - WINDSHIELD ADJUSTER



Fig. 1116

CONSTRUCTION:

- CHROME PLATED BRASS AND ZINC ALLOY
- BLACK PLASTIC KNOB

ORDERING & TECH INFO

Length Rod Inches	O.D. Rod Inches	Dealer Pkg. 5 Cards 1 Pc. per Card	OEM Bulk Pkg. 20 Pcs.	Screw Size	Ship Wt. Carton Lbs. DP/OEM Bulk
8	3/8	1116DP1CHR	1116001CHR	8	3.3/10.0
10	3/8	1116DP2CHR	1116002CHR	8	3.8/10.8
12	3/8	1116DP3CHR	1116003CHR	8	4.1/12.9

SPARE PARTS ORDERING INFORMATION

Knob: 1117DP0BLK

FIGS. 1290 & 1291 - WINDSHIELD ADJUSTERS

CONSTRUCTION:

- CHROME PLATED ZINC ALLOY
- BLACK PLASTIC KNOB

FIG. 1290 - SIDE MOUNT

FIG. 1291 - OFFSET MOUNT



**FIG. 1290
SIDE MOUNT**

**FIG. 1291
OFFSET MOUNT**

NOTE: Illustration is Port Side.

ORDERING & TECH INFO

Length Overall Inches	Length Adjustment Inches	Dealer Pkg. 5 Cards 1 Pair per Card	OEM Bulk Pkg. 10 Pairs	Screw Size	Ship Wt. Carton Lbs. DP/OEM Bulk
12	9-1/2	1290DP0CHR	1290000CHR	8	6.3/11.2
12	9-1/2	1291DP0CHR	1291000CHR	8	6.3/11.3


SPARE PARTS ORDERING INFORMATION

Figure No.	Port Only	Starboard Only	Mounting Bracket With Knob	Knob Only
1290	1290P0099A	1290S0099A	129000099B	1292000BLK
1291	1291P0099A	1291S0099A	129100099B	1292000BLK

FIG. 0082 - WINDSHIELD ADJUSTER

CONSTRUCTION:

- CHROME PLATED BRASS AND BRONZE
- BLACK PLASTIC KNOB



As seen in
1940 Catalog



FIG. 0082

NOTE: Illustration is Port Side.

ORDERING & TECH INFO

Length Overall Inches	Length Adjustment Inches	Standard Pkg. - 1 Pair	Screw Size	Ship Wt. Carton Lbs. Std. Pkg.
12	9-1/2	0082000CHR	8	2.7

SPARE PARTS ORDERING INFORMATION

Port Adjuster Only: 0082P0099B
Starboard Adjuster Only: 0082S0099B
Knob: 008200099A

FIG. 0797 - HATCH ADJUSTER


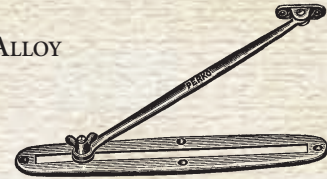


FIG. 0797

CONSTRUCTION:

- CHROME PLATED BRASS AND ZINC ALLOY
- BLACK PLASTIC KNOB



As seen in
1938 Catalog

ORDERING & TECH INFO

Length Arm Inches	Length Adjustment Inches	Length Slide Inches	Dealer Pkg. 5 Cards 1 Pc. per Card	Screw Size	Ship Wt. Carton Lbs. Dealer Pkg.
10	9-1/2	10-3/4	0797DP0CHR	8	4.2

FIG. 0762 - HATCH SUPPORT BRACES



FIG. 0762

CONSTRUCTION:

- CHROME PLATED BRASS

ORDERING & TECH INFO

Length Open Inches	Dealer Pkg. - 5 Cards 1 Pair per Card	OEM Bulk Pkg. 20 Pairs	Screw Size	Ship Wt. Carton Lbs. DP/OEM Bulk
10	0762DP1CHR	0762001CHR	8	4.0/13.9
12	0762DP2CHR	0762002CHR	8	4.4/15.4
14	0762DP3CHR	0762003CHR	8	5.0/16.9

NOTE: Illustration is Port Side.

FIG. 0155 - HATCH FASTENER OR WINDSHIELD KEEPER



FIG. 0155

CONSTRUCTION:

- CHROME PLATED BRASS AND ZINC ALLOY
- PHOSPHOR BRONZE SPRING

ORDERING & TECH INFO

Length Overall Inches	Mounting Base Inches	Dealer Pkg. 5 Cards 1 Pc. per Card	OEM Bulk Pkg. 50 Pcs.	Screw Size	Ship Wt. Carton Lbs. DP/OEM Bulk
3-7/8	1-1/2 x 9/16	0155DP0CHR	0155000CHR	6	1.3/10.2

FIG. 0769 - HATCH FASTENER OR WINDSHIELD KEEPER

CONSTRUCTION:

- CHROME PLATED BRASS AND ZINC ALLOY
- BLACK PLASTIC HANDLE



FIG. 0769

ORDERING & TECH INFO

Dimensions	Dealer Pkg.	OEM	Screw	Ship Wt.
Base	5 Cards	Bulk Pkg.	Size	Carton Lbs.
<u>Inches</u>	<u>1 Pc. per Card</u>	<u>25 Pcs.</u>		<u>DP/OEM Bulk</u>
1-1/2 x 5/8	0769DP0CHR	0769000CHR	8	1.7/5.9

SPARE PARTS ORDERING INFORMATION

Keeper: 076900099A
Handle with Stud: 076900099C

FIG. 0697 - HATCH FASTENER OR WINDSHIELD KEEPER

CONSTRUCTION:

- CHROME PLATED BRASS AND ZINC ALLOY




FIG. 0697

ORDERING & TECH INFO

Length	Dimensions	Dimensions	Dealer Pkg.	Screw	Ship Wt.
Bolt	Bracket	Keeper	10 Cards	Size	Carton Lbs.
<u>Inches</u>	<u>Inches</u>	<u>Inches</u>	<u>1 Pc. per Card</u>		<u>Dealer Pkg.</u>
1-1/2	1-1/2 x 5/8	1-1/2 x 3/4	0697DP0CHR	8	2.0



As seen in 1958 Catalog

FIG. 0967 - HATCH FASTENER OR WINDSHIELD KEEPER

CONSTRUCTION:

- CHROME PLATED BRONZE





FIG. 0967

ORDERING & TECH INFO

Length	Dimensions	Dimensions	Dealer Pkg.	OEM	Screw	Ship Wt.
Bolt	Bracket	Keeper	5 Cards	Bulk Pkg.	Size	Carton Lbs.
<u>Inches</u>	<u>Inches</u>	<u>Inches</u>	<u>1 Pc. per Card</u>	<u>25 Pcs.</u>		<u>DP/OEM Bulk</u>
1-1/2	1-9/16 x 1	1-7/8 x 7/8	0967DP0CHR	0967000CHR	8	1.4/6.2

FIG. 0770 - HATCH FASTENER



As seen in 1936 Catalog

CONSTRUCTION:

- CHROME PLATED BRONZE
- BLACK PLASTIC KNOB



FIG. 0770

ORDERING & TECH INFO

Dimensions	Adjustment	Dealer Pkg.	OEM	Screw	Ship Wt.
Overall	Thread	5 Cards	Bulk Pkg.	Size	Carton Lbs.
<u>Inches</u>	<u>Inches</u>	<u>1 Pc. per Card</u>	<u>25 Pcs.</u>		<u>DP/OEM Bulk</u>
3-1/2 x 1-5/8	7/8	0770DP0CHR	0770000CHR	8	2.3/9.3

FIG. 1112 - HOLD-DOWN CLAMP



FIG. 1112

CONSTRUCTION:

- CHROME PLATED BRONZE
- FLAT MOUNTING

ORDERING & TECH INFO

Length Inches	Width Inches	Dealer Pkg. - 5 Cards 1 Pc. per Card	OEM Bulk Pkg. 25 Pcs.	Screw Size	Ship Wt. Carton Lbs. DP/OEM Bulk
3	1-1/2	1112DP0CHR	1112000CHR	8	2.0/9.0

FIG. 1113 - HOLD-DOWN CLAMP



FIG. 1113

CONSTRUCTION:

- CHROME PLATED BRONZE
- RIGHT ANGLE MOUNTING

ORDERING & TECH INFO

Length Inches	Width Inches	Dealer Pkg. - 5 Cards 1 Pc. per Card	OEM Bulk Pkg. 25 Pcs.	Screw Size	Ship Wt. Carton Lbs. DP/OEM Bulk
2-1/2	1-1/2	1113DP0CHR	1113000CHR	8	2.3/9.3

FIG. 1108 - LOCKABLE HOLD-DOWN CLAMP



FIG. 1108

CONSTRUCTION:

- CHROME PLATED BRONZE
- FLAT MOUNTING

ORDERING & TECH INFO

Dimensions Base Inches	Clearance Padlock Inches	Dealer Pkg. 5 Cards 1 Pc. per Card	OEM Bulk Pkg. 25 Pcs.	Screw Size	Ship Wt. Carton Lbs. DP/OEM Bulk
2-3/4 x 1-3/4	1/4	1108DP0CHR	1108000CHR	6	2.0/8.7

FIG. 0325 - AXE BRACKET



As seen in
1932 Catalog

CONSTRUCTION:

- STAINLESS STEEL



FIG. 0325

ORDERING & TECH INFO

For Blade Width Inches	Standard Pkg. - 10 Sets	Socket Screw Size	Bracket Screw Size	Ship Wt. Carton Lbs. Standard Pkg.
6	0325000STS	10 R.H.	6	3.1

FIG. 1017 - RING BUOY HOLDER



As seen in
1938 Catalog

CONSTRUCTION OPTIONS:

- CHROME PLATED BRASS
- PLAIN BRASS



FIG. 1017

ORDERING & TECH INFO

Width Mounting Plate Inches	Height Overall Inches	Chrome Plated Brass Dealer Pkg. - 5 Cards 1 Pc. per Card	Plain Brass Standard Pkg. - 5 Pcs.	Screw Size	Ship Wt. Carton Lbs. DP/Std. Pkg.
3	4-1/2	1017DP0CHR	1017000PLB	8	2.9/2.4

FIG. 1242 - EYE STRAP

CONSTRUCTION:

- CHROME PLATED ZINC ALLOY



FIG. 1242

ORDERING & TECH INFO

Length Overall Inches	I.D. Eye Inches	Dealer Pkg. 10 Cards 5 Pcs. per Card	OEM Bulk Pkg. 100 Pcs.	Screw Size	Ship Wt. Carton Lbs. DP/OEM Bulk
1-7/8	5/16	1242DP0CHR	1242000CHR	8	1.5/2.2

FIG. 0562 - EYE STRAP

CONSTRUCTION:

- 300 SERIES STAINLESS STEEL



FIG. 0562

ORDERING & TECH INFO

Length Overall Inches	I.D. Eye Inches	Dealer Pkg. 10 Cards 5 Pcs. per Card	OEM Bulk Pkg. 100 Pcs.	Screw Size	Ship Wt. Carton Lbs. DP/OEM Bulk
1-5/8	1/4	0562DP0STS	0562000STS	10	0.7/0.9

FIG. 1002 - BUTT HINGE



CONSTRUCTION:

- HEAVY GAUGE EXTRUDED BRASS
- CHROME PLATED
- FAST PIN



FIG. 1002

ORDERING & TECH INFO

Height Pin Inches	Width Open Inches	Dealer Pkg. 1 Pair per Card	Cards Per Pkg.	Std Pkg. Catalog No.	Std. Pkg. Pair	Screw Size	No. of Holes	Ship Wt. Carton Lbs. DP/Std. Pkg.
2	1-1/2	1002003DP	5	1002003CHR	5	6	4	1.2/1.4
2	2	1002004DP	5	1002004CHR	5	6	6	1.3/1.6
3	2	1002007DP	5	1002007CHR	5	8	6	2.3/9.7
3	3	1002009DP	1	1002009CHR	5	10	6	1.2/8.9
4	3	1002012DP	1	1002012CHR	1	10	6	1.2/1.5
4	4	1002013DP	1	1002013CHR	1	1/4	6	2.0/8.7

FIG. 1004 - BUTT HINGE



FIG. 1004


CONSTRUCTION:

- CHROME PLATED EXTRUDED BRASS
- EXTRA HEAVY DUTY PLASTIC BEARINGS
- REMOVABLE PIN

For Transom Doors and Other Applications
Where Extra Strength and Smooth Operation are Required

ORDERING & TECH INFO

Height Pin Inches	Width Open Inches	Dealer Pkg. 1 Card 1 Pair per Card	OEM Bulk Pkg. 1 Pair	Screw Size	No. of Holes	Ship Wt. Carton Lbs. DP/OEM Bulk
4	4	1004DP0CHR	1004000CHR	1/4	6	2.0/1.8



As seen in
1946 Catalog

FIG. 0952 - BUTT HINGE

CONSTRUCTION:

- HEAVY GAUGE CHROME PLATED STAMPED BRASS OR STAINLESS STEEL
- REMOVABLE PIN



FIG. 0952

ORDERING & TECH INFO

Height Pin Inches	Width Open Inches	Dealer Pkg. - 5 Cards 1 Pair per Card	OEM Bulk Pkg. 25 Pairs	Screw Size	No. of Holes	Ship Wt. Carton Lbs. DP/OEM Bulk
Stamped Brass						
1-1/2	1-1/4	0952DP1CHR	-----	6	4	0.8/--
1-1/2	1-1/2	0952DP2CHR	-----	6	4	0.8/--
2	1-1/2	0952DP3CHR	-----	6	4	1.1/--
2	2	0952DP4CHR	-----	6	6	1.4/--
2-1/2	2	0952DP5CHR	0952005CHR	8	6	1.6/6.5
2-1/2	2-1/2	0952DP6CHR	-----	8	6	1.8/--
3	3	0952DP9CHR	0952009CHR	10	6	3.7/16.4
Stainless Steel						
1-1/2	1-1/4	0952DP1STS	-----	6	4	0.8/--
1-1/2	1-1/2	0952DP2STS	-----	6	4	0.8/--
2	1-1/2	0952DP3STS	-----	6	4	1.1/--
2	2	0952DP4STS	-----	6	6	1.4/--
2-1/2	2	0952DP5STS	0952005STS	8	6	1.6/6.5
2-1/2	2-1/2	0952DP6STS	-----	8	6	1.8/--
3	3	0952DP9STS	0952009STS	10	6	3.7/16.5

FIG. 0949 - BUTT HINGE

CONSTRUCTION:

- HEAVY GAUGE CHROME PLATED STAMPED BRASS OR STAINLESS STEEL
- FAST PIN

ORDERING & TECH INFO

Height Pin Inches	Width Open Inches	Dealer Pkg. 5 Cards 1 Pair per Card	OEM Bulk Pkg. 25 Pairs	Screw Size	No. of Holes	Ship Wt. Carton Lbs. DP/OEM Bulk
Stamped Brass						
1-1/2	1-1/4	0949DP1CHR	-----	6	4	0.9/--
1-1/2	1-1/2	0949DP2CHR	-----	6	4	1.0/--
2	1-1/2	0949DP3CHR	-----	6	4	1.1/--
2	2	0949DP4CHR	0949004CHR	6	6	1.2/5.2
2-1/2	2	0949DP5CHR	-----	8	6	1.7/--
2-1/2	2-1/2	0949DP6CHR	-----	8	6	1.9/--
3	3	0949DP9CHR	0949009CHR	10	6	3.8/16.5
Stainless Steel						
1-1/2	1-1/4	0949DP1STS	-----	6	4	0.9/--
1-1/2	1-1/2	0949DP2STS	-----	6	4	1.0/--
2	1-1/2	0949DP3STS	-----	6	4	1.1/--
2	2	0949DP4STS	0949004STS	6	6	1.2/5.2
2-1/2	2	0949DP5STS	-----	8	6	1.7/--
2-1/2	2-1/2	0949DP6STS	-----	8	6	1.9/--
3	3	0949DP9STS	0949009STS	10	6	3.8/16.5



FIG. 0949

FIG. 1293 - BUTT HINGE




FIG. 1293

CONSTRUCTION:

- CHROME PLATED ZINC ALLOY
- REMOVABLE PIN

CAMO
FINISH AVAILABLE
See Page 244

ORDERING & TECH INFO

Height Pin Inches	Width Open Inches	Dealer Pkg. 5 Cards 1 Pair per Card	OEM Bulk Pkg. 25 Pairs	Screw Size	No. of Holes	Ship Wt. Carton Lbs. DP/OEM Bulk
1-1/2	1-1/2	1293DP2CHR	-----	8	4	1.0/--
2	1-1/2	1293DP3CHR	-----	8	4	1.3/--
2	2	1293DP4CHR	1293004CHR*	8	4	1.5/13.0
2-1/2	2	1293DP5CHR	1293005CHR	8	6	2.0/8.4
2-1/2	2-1/2	1293DP6CHR	1293006CHR	8	6	2.0/8.0
3	3	1293DP9CHR	1293009CHR	10	6	3.0/12.1

* OEM Bulk Pkg. - 50 Pairs.

FIG. 0941 - BUTT HINGE



FIG. 0941

CONSTRUCTION:

- CHROME PLATED ZINC ALLOY

ORDERING & TECH INFO

Height Pin Inches	Width Open Inches	Dealer Pkg. 5 Cards 1 Pair per Card	OEM Bulk Pkg. 50 Pairs	Screw Size	Ship Wt. Carton Lbs. DP/OEM Bulk
1-1/2	1-1/2	0941DP0CHR	0941000CHR	8	1.1/8.8

FIG. 0951 - HINGE



FIG. 0951

CONSTRUCTION:

- CHROME PLATED BRONZE

ORDERING & TECH INFO

Width Open Inches	Height Pin Inches	Dealer Pkg. 5 Cards 1 Pair per Card	OEM Bulk Pkg. 25 Pairs	Screw Size	Ship Wt. Carton Lbs. DP/OEM Bulk
3	1-1/2	0951DP1CHR	0951001CHR	8	1.8/7.5
4	1-1/2	0951DP2CHR	0951002CHR	8	2.0/8.4

FIG. 0808 - HINGE

CONSTRUCTION:

- CHROME PLATED ZINC ALLOY



FIG. 0808

ORDERING & TECH INFO

Width Open Inches	Height Pin Inches	Dealer Pkg. 10 Cards 1 Pair per Card	OEM Bulk Pkg. 50 Pairs	Screw Size	Ship Wt. Carton Lbs. DP/OEM Bulk
3	1-1/2	0808DP0CHR	0808000CHR	8	3.9/16.3

FIGS. 0987 & 1213 - SHORTSIDE HINGES

CONSTRUCTION OPTIONS:

- FIG. 0987 - CHROME PLATED BRONZE
- FIG. 1213 - CHROME PLATED ZINC ALLOY



FIG. 0987
CHROME PLATED BRONZE

FIG. 1213
CHROME PLATED
ZINC ALLOY

ORDERING & TECH INFO

Width Open Inches	Height Pin Inches	Width Shortside Inches	Dealer Pkg. 5 Cards 1 Pair per Card	OEM Bulk Pkg. 50 Pairs	Screw Size	Ship Wt. Carton Lbs. DP/OEM Bulk
2-1/4	1-1/2	3/4	0987DP1CHR	0987001CHR	8	1.7/14.0
2-3/4	1-1/2	3/4	0987DP2CHR	-----	8	1.9/--
2-1/2	1-1/2	3/4	1213DP1CHR	1213001CHR	8	1.5/12.8

FIGS. 0988 & 1214 - OFFSET SHORTSIDE HINGES

CONSTRUCTION OPTIONS:

- FIG. 0988 - CHROME PLATED BRONZE
- FIG. 1214 - CHROME PLATED ZINC ALLOY



FIG. 0988
CHROME PLATED BRONZE

FIG. 1214
CHROME PLATED
ZINC ALLOY

ORDERING & TECH INFO

Width Open Inches	Height Pin Inches	Width Shortside Inches	Offset Inches	Dealer Pkg. 5 Cards 1 Pair per Card	Screw Size	Ship Wt. Carton Lbs. Dealer Pkg.
2-1/4	1-1/2	3/4	3/8	0988DP1CHR	8	1.7
2-3/4	1-1/2	3/4	3/8	0988DP2CHR	8	1.8
2-1/2	1-1/2	3/4	3/8	1214DP1CHR	8	1.7

FIG. 0999 - SHORTSIDE HINGE

CONSTRUCTION:

- CHROME PLATED BRONZE



FIG. 0999

ORDERING & TECH INFO

Width Open Inches	Height Pin Inches	Width Shortside Inches	Dealer Pkg. 5 Cards 1 Pair per Card	Screw Size	Ship Wt. Carton Lbs. Dealer Pkg.
3-1/2	1-1/2	1-1/2	0999DP0CHR	8	2.0

FIG. 0942 - OFFSET HINGE



FIG. 0942

CONSTRUCTION:

- CHROME PLATED ZINC ALLOY

ORDERING & TECH INFO

Width Open Inches	Height Pin Inches	Offset Inches	Dealer Pkg. 5 Cards 1 Pair per Card	OEM Bulk Pkg. 50 Pairs	Screw Size	Ship Wt. Carton Lbs. DP/OEM Bulk
1-1/2	1-1/2	3/8	0942DP0CHR	0942000CHR	8	1.3/10.5

FIG. 0271 - INSET HINGE




FIG. 0271

CONSTRUCTION:

- SEMI-CONCEALED
- FOR INSET DOORS
- CHROME PLATED STAMPED BRASS
- 3/8 INCH INSET

ORDERING & TECH INFO

Dimensions Inches	Dealer Pkg. 10 Cards 1 Pair per Card	OEM Bulk Pkg. 100 Pairs	Screw Size	Ship Wt. Carton Lbs. DP/OEM Bulk
2-3/4 x 2-1/8	0271DP0CHR	0271000CHR	4	2.3/17.2

FIG. 0272 - FLUSH HINGE



FIG. 0272

CONSTRUCTION:

- SEMI-CONCEALED
- FOR OVERLAY DOORS
- CHROME PLATED STAMPED BRASS

ORDERING & TECH INFO

Dimensions Inches	Dealer Pkg. 10 Cards 1 Pair per Card	OEM Bulk Pkg. 100 Pairs	Screw Size	Ship Wt. Carton Lbs. DP/OEM Bulk
2-3/4 x 2-1/8	0272DP0CHR	0272000CHR	4	2.0/14.4

FIG. 0120 - STRAP HINGE

CONSTRUCTION:

- CHROME PLATED BRONZE



FIG. 0120

ORDERING & TECH INFO

Width Open Inches	Height Pin Inches	Dealer Pkg. 5 Cards 1 Pair per Card	Screw Size	No. of Holes	Ship Wt. Carton Lbs. Dealer Pkg.
4	1-1/8	0120DP1CHR	10	4	2.1
6	1-1/8	0120DP2CHR	10	6	2.9
8	1-3/8	0120DP3CHR	12	6	5.2



As seen in 1932 Catalog

FIG. 0197 - "T" HINGE

CONSTRUCTION:

- CHROME PLATED BRONZE



FIG. 0197

ORDERING & TECH INFO

Width Open Inches	Height Overall Inches	Width "T" Side Inches	Dealer Pkg. 5 Cards 1 Pair per Card	Screw Size	No. of Holes	Ship Wt. Carton Lbs. Dealer Pkg.
4	2-1/8	1-5/16	0197DP1CHR	10	6	2.7
6	3	1-1/2	0197DP2CHR	10	7	5.0
8	3-7/8	2	0197DP3CHR*	12	8	3.4

* Dealer Pkg. - 2 Cards, 1 Pair per Card.

FIG. 0924 - HINGE

CONSTRUCTION:

- CHROME PLATED STAMPED BRASS OR STAINLESS STEEL



FIG. 0924

ORDERING & TECH INFO

Material	Width Open Inches	Height Pin Inches	Dealer Pkg. 10 Cards 1 Pair per Card	Screw Size	Ship Wt. Carton Lbs. Dealer Pkg.
Chrome Brass	3	1-1/2	0924DP0CHR	6	2.2
Stainless Steel	3	1-1/2	0924DP0STS	6	2.2

FIG. 0957 - NON-MORTISED HINGE

CONSTRUCTION:

- CHROME PLATED STAMPED BRASS OR STAINLESS STEEL
- EASILY INSTALLS WITHOUT MORTISING



FIG. 0957

ORDERING & TECH INFO

Material	Height Pin Inches	Width Closed Inches	Dealer Pkg. 5 Cards 1 Pair per Card	OEM Bulk Pkg. 50 Pairs	Screw Size	Ship Wt. Carton Lbs. DP/OEM Bulk
Chrome Brass	3-3/8	7/8	0957DP0CHR	0957000CHR	8	1.5/12.1
Stainless Steel	3-3/8	7/8	0957DP0STS	0957000STS	8	1.5/12.1

FIGS. 0149 & 0152 - PULL APART HINGES




FIG. 0152
RIGHT HAND



FIG. 0149
LEFT HAND

CONSTRUCTION:

- CHROME PLATED BRONZE

FIG. 0149 - LEFT HAND

FIG. 0152 - RIGHT HAND

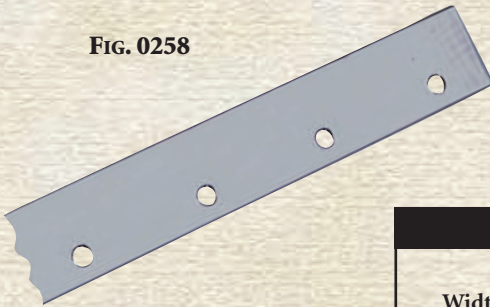
Use 2 Left Hand or 2 Right Hand For Quick Removal of Hatches, Motor Covers, etc. or Together (1 each Left & Right) as a Heavy Duty Hinge Set.

ORDERING INFO		
Dealer Pkg. 5 Cds. <u>1 Pc. per Card</u>	OEM Bulk Pkg. <u>25 Pcs.</u>	Ship Wt. Carton Lbs. <u>DP/OEM Bulk Pkg.</u>
0149DP0CHR	0149000CHR	2.0/9.1
0152DP0CHR	0152000CHR	2.0/9.1

TECH INFO
Length Open: 3-3/4"
Width Overall: 2"
Screw Size: #10

FIG. 0258 - HATCH TRIM

FIG. 0258



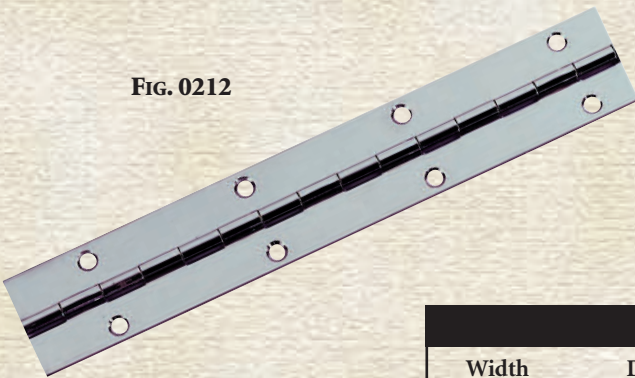
CONSTRUCTION:

- POLISHED STAINLESS STEEL

ORDERING & TECH INFO				
Width Inches	Length Overall Inches	Standard Pkg. - 10 Pcs.	Screw Size	Ship Wt. Carton Lbs. Std. Pkg.
1-1/4	72	0258002STS	6	11.5
1-1/2	72	0258004STS	6	13.4

FIG. 0212 - CONTINUOUS HINGE

FIG. 0212



CONSTRUCTION:

- POLISHED STAINLESS STEEL
- COUNTERSUNK HOLES ARE TWO INCHES APART, CENTER TO CENTER

ORDERING & TECH INFO				
Width Open Inches	Dealer Pkg. 5 Pcs. <u>One 24" Lgth./Card</u>	Standard Pkg. 10 Pcs. per Tube <u>in 72" Lengths</u>	Screw Size	Ship Wt. Carton Lbs. DP/Std. Pkg.
1-1/4	0212DP2STS	0212002STS	5	3.2/16.5
1-1/2	0212DP4STS	0212004STS	5	3.7/18.7

FIG. 0998 - HASP

CONSTRUCTION:

- CHROME PLATED BRONZE

ORDERING & TECH INFO

Length Closed Inches	Width Overall Inches	Padlock Clearance Inches	Dealer Pkg. 10 Cards 1 Pc. per Card	OEM Bulk Pkg. 25 Pcs.	Screw Size	Ship Wt. Carton Lbs. DP/OEM Bulk
2	1	9/32	0998DP1CHR	0998001CHR	6	2.0/3.9
3	1	9/32	0998DP2CHR	0998002CHR	6	2.3/4.8

SPARE PARTS ORDERING INFORMATION

Chrome Keepers (2 per card): 0959DP0CHR.



FIG. 0998

FIG. 1198 - HASP

CONSTRUCTION:

- CHROME PLATED ZINC ALLOY

CAMO
FINISH AVAILABLE
See Page 244

ORDERING & TECH INFO

Length Closed Inches	Width Overall Inches	Padlock Clearance Inches	Dealer Pkg. 10 Cards 1 Pc. per Card	OEM Bulk Pkg. 25 Pcs.	Screw Size	Ship Wt. Carton Lbs. DP/OEM Bulk
2	1	1/4	1198DP1CHR	1198001CHR	6	1.5/2.8
3	1	1/4	1198DP2CHR	1198002CHR	6	1.8/3.3
3-3/4	1	1/4	1198DP3CHR	1198003CHR	6	2.0/3.9

SPARE PARTS ORDERING INFORMATION

Keepers (2 per card): 1261DP0CHR.



FIG. 1198

FIG. 1194 - SWIVEL EYE HASP

CONSTRUCTION:

- CHROME PLATED ZINC ALLOY
- PADLOCK EYE SWIVELS TO ACT AS A LATCH

ORDERING & TECH INFO

Length Closed Inches	Width Overall Inches	Padlock Clearance Inches	Dealer Pkg. 10 Cards 1 Pc. per Card	OEM Bulk Pkg. 50 Pcs.	Screw Size	Ship Wt. Carton Lbs. DP/OEM Bulk
3	1	11/32	1194DP0CHR	1194000CHR	6	2.0/7.8

SPARE PARTS ORDERING INFORMATION

Keeper (1 per card): 1194DP099A.



FIG. 1194

FIG. 1354 - SLIM BARREL BOLT



FIG. 1354



CONSTRUCTION:

- CHROME PLATED ZINC ALLOY
- INTEGRAL FRICTION PAD ELIMINATES RATTLE AND PROVIDES SMOOTH OPERATION

ORDERING & TECH INFO

Dimensions Overall Inches	Dealer Pkg. - 5 Cards 1 Pc. per Card	OEM Bulk Pkg. 25 Pcs.	Screw Size	Ship Wt. Carton Lbs. DP/OEM Bulk
3-3/4 x 3/4	1354DP0CHR	1354000CHR	6	1.0/3.9

FIG. 1244 - BARREL BOLT



FIG. 1244

CONSTRUCTION:

- CHROME PLATED ZINC ALLOY
- INTEGRAL FRICTION PAD ELIMINATES RATTLE AND PROVIDES SMOOTH OPERATION

ORDERING & TECH INFO

Dimensions Overall Inches	Dealer Pkg. - 5 Cards 1 Pc. per Card	OEM Bulk Pkg. 25 Pcs.	Screw Size	Ship Wt. Carton Lbs. DP/OEM Bulk
3-3/8 x 1-1/4	1244DP0CHR	1244000CHR	6 R.H.	1.1/4.4

FIG. 0947 - BARREL BOLT

CONSTRUCTION:

- CHROME PLATED BRONZE BODY & KEEPER
- 3/8" DIAMETER BOLT
- INCLUDES HIGH IMPACT BLACK NYLON BULKHEAD KEEPER
- BULKHEAD KEEPER EASILY INSTALLS IN A 5/8" HOLE
- SUPPLIED WITH FRICTION PAD TO ELIMINATE RATTLE AND PROVIDE SMOOTH OPERATION

DEALER PACKAGE INCLUDES BOTH STYLES OF KEEPERS
BULK PACKAGE INCLUDES ONLY ONE STYLE OF KEEPER
STANDARD KEEPER ORDER EXAMPLE: 0947001CHR
BULKHEAD KEEPER ORDER EXAMPLE: 0947B01CHR


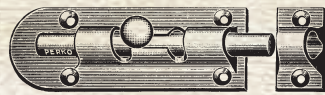


FIG. 0947

ORDERING & TECH INFO

Dimensions Overall Inches	Dealer Pkg. - 5 Cards 1 Pc. per Card	OEM Bulk Pkg. 25 Pcs.	Screw Size	Ship Wt. Carton Lbs. DP/OEM Bulk
3-7/16 x 1-7/16	0947DP1CHR	0947001CHR	6	1.8/7.0
4-5/16 x 1-7/16	0947DP2CHR	0947002CHR	6	2.1/9.7
5-1/4 x 1-7/16	0947DP3CHR	0947003CHR	6	2.4/10.7
3-7/16 x 1-7/16	-----	0947B01CHR	6	7.1
4-5/16 x 1-7/16	-----	0947B02CHR	6	9.1
5-1/4 x 1-7/16	-----	0947B03CHR	6	10.6



As seen in 1938 Catalog

FIG. 1053 - SHIP BOLT

CONSTRUCTION:

- CHROME PLATED BRONZE
- SUPPLIED WITH BRASS FRICTION SPRING TO ELIMINATE RATTLE AND PROVIDE DETENTED OPERATION



FIG. 1053

ORDERING & TECH INFO

Dimensions Overall Inches	Dealer Pkg. - 5 Cards 1 Pc. per Card	OEM Bulk Pkg. 25 Pcs.	Screw Size	Ship Wt. Carton Lbs. DP/OEM Bulk
2-5/8 x 1-1/4	1053DP0CHR	1053000CHR	6	1.0/4.1

FIG. 0956 - CABIN DOOR HOOK

CONSTRUCTION:

- CAST BRONZE
PLAIN OR CHROME PLATED



FIG. 0956

ORDERING & TECH INFO

Length Hook Inches	Chrome Plated Bronze Dealer Pkg. - 5 Cards 1 Pc. per Card	Chrome Plated Bronze OEM Bulk Pkg. 50 Pcs.	Plain Bronze Standard Pkg. - 5 Pcs.	Ship Wt. Carton Lbs. DP/OEM Bulk/Std.Pkg.
1-1/2	0956DP1CHR	0956001CHR	0956001PLB	0.9/5.4/0.7
2	0956DP2CHR	0956002CHR	0956002PLB	0.9/5.8/0.7
2-1/2	0956DP3CHR	0956003CHR	0956003PLB	1.0/6.1/0.7
3	0956DP4CHR	0956004CHR	0956004PLB	1.0/7.0/0.8
3-1/2	0956DP5CHR	-----	0956005PLB	1.0/--/0.8
4	0956DP6CHR	0956006CHR	0956006PLB	1.1/7.3/0.9
5	0956DP7CHR	0956007CHR	0956007PLB	1.2/7.4/1.0
6	0956DP8CHR	0956008CHR*	0956008PLB	1.5/7.5/1.1


*OEM Bulk Pkg. - 25 pcs. Screw Size #6.

SPARE PARTS ORDERING INFORMATION

Bronze Keepers (2 per card): 0959DP0PLB
 Chrome Keepers (2 per card): 0959DP0CHR
 Chrome Keepers OEM Bulk (100 pcs.): 0959000CHR



FIG. 0959
SPARE KEEPER



As seen in
1936 Catalog

FIG. 1199 - CABIN DOOR HOOK

CONSTRUCTION:

- CHROME PLATED ZINC ALLOY



FIG. 1199

ORDERING & TECH INFO

Length Hook Inches	Dealer Pkg. 20 Cards 1 Pc. per Card	OEM Bulk Pkg. 50 Pcs.	Screw Size	Ship Wt. Carton Lbs. DP/OEM Bulk
1-3/4	1199DP1CHR	1199001CHR	6	2.7/4.5
2-1/4	1199DP2CHR	1199002CHR	6	2.8/4.9
3	1199DP3CHR	1199003CHR	6	3.0/5.7
4	1199DP4CHR	1199004CHR	6	3.3/6.3

SPARE PARTS ORDERING INFORMATION

Keepers (2 per card): 1261DP0CHR



FIG. 1261
SPARE KEEPER

FIG. 1287 - CABIN DOOR HOOK

CONSTRUCTION:

- CHROME PLATED ZINC ALLOY



FIG. 1287

ORDERING & TECH INFO

Length Hook Inches	Dealer Pkg. 20 Cards 1 Pc. per Card	OEM Bulk Pkg. 50 Pcs.	Screw Size	Ship Wt. Carton Lbs. DP/OEM Bulk
2	1287DP1CHR	1287001CHR	6	2.9/5.1
2-1/2	1287DP2CHR	1287002CHR	6	3.0/5.8
3	1287DP3CHR	1287003CHR	6	3.1/5.9

SPARE PARTS ORDERING INFORMATION

Keepers (2 per card): 1261DP0CHR



FIG. 1261
SPARE KEEPER

FIG. 0574 - DOOR STOP AND HOLDER



FIG. 0574

CONSTRUCTION:

- CHROME PLATED BRONZE
- RUBBER BUMPER

ORDERING & TECH INFO

Length Inches	O.D. Inches	Dealer Pkg. 5 Cards 1 Pc. per Card	OEM Bulk Pkg. 25 Pcs.	Stop Screw Size	Keeper Screw Size	Ship Wt. Carton Lbs. DP/OEM Bulk
2-3/8	1-3/4	0574DP1CHR	0574001CHR	8	6	1.3/5.0
3-1/4	1-3/4	0574DP2CHR	0574002CHR	8	6	1.7/5.9

FIG. 1177 - DOOR STOP



FIG. 1177

CONSTRUCTION:

- CHROME PLATED ZINC ALLOY
- RUBBER BUMPER

ORDERING & TECH INFO

Length Inches	O.D. Inches	Dealer Pkg. 5 Cards 1 Pc. per Card	OEM Bulk Pkg. 50 Pcs.	Screw Size	Ship Wt. Carton Lbs. DP/OEM Bulk
1	1-1/4	1177DP0CHR	1177000CHR	4	0.5/2.8

FIG. 1065 - DOOR HOLDER




FIG. 1065

CONSTRUCTION:

- STAINLESS STEEL CLIP
- CHROME PLATED ZINC ALLOY ARROW



As seen in
1938 Catalog

ORDERING & TECH INFO

Dimensions Arrow Base Inches	Dimensions Clip Base Inches	Projection Inches	Dealer Pkg. 5 Cards 1 Pc. per Card	Screw Size	Ship Wt. Carton Lbs. Dealer Pkg.
1-5/8 x 3/4	1-3/8 x 7/16	1-3/4	1065DP0CHR	8	1.0

FIG. 0554 - DOOR CATCH

CONSTRUCTION:

- WHITE PLASTIC
- STAINLESS STEEL MOUNTING & KEEPER SCREWS



FIG. 0554

ORDERING & TECH INFO

Catch Screw Size <u>Inches</u>	Dimensions Catch <u>Inches</u>	Dealer Pkg. 25 Cards <u>2 Pcs. per Card</u>	OEM Bulk Pkg. <u>100 Pcs.</u>	Mounting Screw <u>Size</u>	Ship Wt. Carton Lbs. <u>DP/OEM Bulk</u>
3/4 x #8	1-1/4 x 5/8	0554DP	0554	4 R.H.	2.1/2.7

FIG. 0559 - DOOR CATCH

CONSTRUCTION:

- BLACK PLASTIC




FIG. 0559

ORDERING & TECH INFO

Dimensions Stud <u>Inches</u>	Dimensions Catch <u>Inches</u>	Dealer Pkg. 25 Cards <u>2 Pcs. per Card</u>	OEM Bulk Pkg. <u>100 Pcs.</u>	Screw <u>Size</u>	Ship Wt. Carton Lbs. <u>DP/OEM Bulk</u>
1-1/8 x 3/8	1-3/8 x 7/8	0559DP	0559	4 R.H.	1.4/1.0

FIGS. 1216 & 1217 - DOOR BUTTONS

CONSTRUCTION:

- CHROME PLATED ZINC ALLOY
- BLACK PLASTIC BUTTON

Fig. 1216 - Supplied with Phosphor Bronze Tension Spring

Fig. 1217 - Supplied without Spring and Requires a No. 8 Oval-Head Pivot Screw



FIG. 1216



FIG. 1217

ORDERING & TECH INFO

Type	O.D. Overall <u>Inches</u>	Dealer Pkg. 10 Cards <u>1 Pc. per Card</u>	OEM Bulk Pkg. <u>50 Pcs.</u>	Screw <u>Size</u>	Ship Wt. Carton Lbs. <u>DP/OEM Bulk</u>
With Spring	1-3/4	1216DP0CHR	1216000CHR	6	1.2/4.0
W/O Spring	1-3/4	1217DP0CHR	1217000CHR	6	1.2/4.0

SPARE PARTS ORDERING INFORMATION
Button for Both: 121600099A.

CAMO
FINISH AVAILABLE
See page 243

FIGS. 1091 & 1092 - SURFACE MOUNT LOCK & LATCH
FOR SMOOTH AND CARPETED SURFACES
(GASKET INCLUDED FOR SMOOTH SURFACE APPLICATIONS)

NEW
Color

CONSTRUCTION:

- BLACK, WHITE OR GRAY PLASTIC BODY
- CHROME PLATED ZINC ALLOY, BLACK OR WHITE PLASTIC "T" HANDLE
- STAINLESS STEEL STEM

FIG. 1091 - LOCK WITH 2 KEYS
FIG. 1092 - LATCH (NON-LOCKING)

- No. 1 with Offset Cam Bar
- No. 3 with Straight Cam Bar
- No. 4 with Extra Long Offset Cam Bar
- No. 5 with Extra Long Straight Cam Bar
- No. 6 with Extra Long Offset Cam Bar

Easily Installs in a 2-1/2 Inch Diameter Hole
For Mounting Surfaces 1/8 to 3/4 Inches Thick

THE T - HANDLE DROPS DOWN FLUSH IN EITHER THE OPEN OR CLOSED (180° ROTATION) POSITION
(EXCEPT WITH THE OFFSET CAM BAR POSITIONED UPWARD)



No. 1
Offset
Cam Bar



No. 3
Straight
Cam Bar



No. 4
Extra Long
Offset
Cam Bar



No. 5 Extra
Long Straight
Cam Bar




FIG. 1091 #1
BLK/CHR



LATCH VERSION



FIG. 1092 #1
WHT/CHR



LOCK VERSION

THE RUBBER SEAL & BOOT UNDER THE T - HANDLE SEALS THE LOCK CYLINDER PREVENTING WATER INTRUSION



FIG. 1091 #1
BLK/BLK

Mounting Options:



Surface Mount



Upholstery Mount



Carpet Mount

CABINET HARDWARE, HINGES, LOCKS & LATCHES



"T" - HANDLE SURFACE MOUNT LOCK & LATCH

100th Year Anniversary Edition - 1907 to 2007



ORDERING & TECH INFO

Body Color	Handle Color	Adjustment Type	Dia. Face Plate		OEM Bulk Pkg. 25 Pcs.	Dealer Pkg.- 5 Cards 1 Pc. per Card	Ship Wt. Carton Lbs. OEM Bulk/DP
			Cam Bar Inches	Inches			
Black	Chrome	Lock	3/4 to 2-3/8	3"	1091001BLK	1091DP1BLK	15.3/3.9
Black	Chrome	Lock	1-1/4 to 1-7/8	3"	1091003BLK	1091DP3BLK	15.7/4.0
Black	Chrome	Lock	1/2 to 3	3"	1091004BLK	1091DP4BLK	17.0/4.2
Black	Chrome	Lock	1-1/4 to 2	3"	1091005BLK	1091DP5BLK	17.4/4.0
Black	Chrome	Lock	1-1/8 to 2	3"	1091006BLK	1091DP6BLK	17.4/4.1
Black	Chrome	Latch	3/4 to 2-3/8	3"	1092001BLK	1092DP1BLK	13.5/3.5
Black	Chrome	Latch	1-1/4 to 1-7/8	3"	1092003BLK	1092DP3BLK	13.8/3.7
Black	Chrome	Latch	1/2 to 3	3"	1092004BLK	1092DP4BLK	15.2/4.0
Black	Chrome	Latch	1-1/4 to 2	3"	1092005BLK	1092DP5BLK	14.1/3.7
Black	Chrome	Latch	1-1/8 to 2	3"	1092006BLK	1092DP6BLK	14.3/3.8
White	Chrome	Lock	3/4 to 2-3/8	3"	1091001WHT	1091DP1WHT	15.2/4.0
White	Chrome	Lock	1-1/4 to 1-7/8	3"	1091003WHT	1091DP3WHT	15.5/4.0
White	Chrome	Lock	1/2 to 3	3"	1091004WHT	1091DP4WHT	17.4/4.2
White	Chrome	Lock	1-1/4 to 2	3"	1091005WHT	1091DP5WHT	17.4/4.0
White	Chrome	Lock	1-1/8 to 2	3"	1091006WHT	1091DP6WHT	17.4/4.1
White	Chrome	Latch	3/4 to 2-3/8	3"	1092001WHT	1092DP1WHT	13.8/3.5
White	Chrome	Latch	1-1/4 to 1-7/8	3"	1092003WHT	1092DP3WHT	13.9/3.5
White	Chrome	Latch	1/2 to 3	3"	1092004WHT	1092DP4WHT	15.5/4.0
White	Chrome	Latch	1-1/4 to 2	3"	1092005WHT	1092DP5WHT	14.3/3.8
White	Chrome	Latch	1-1/8 to 2	3"	1092006WHT	1092DP6WHT	14.3/3.8
Black	Black	Lock	3/4 to 2-3/8	3"	1091B01BLK	-----	12.5/--
Black	Black	Lock	1-1/4 to 1-7/8	3"	1091B03BLK	-----	13.0/--
Black	Black	Lock	1/2 to 3	3"	1091B04BLK	-----	14.9/--
Black	Black	Lock	1-1/4 to 2	3"	1091B05BLK	-----	14.9/--
Black	Black	Lock	1-1/8 to 2	3"	1091B06BLK	-----	14.9/--
Black	Black	Latch	3/4 to 2-3/8	3"	1092B01BLK	-----	11.0/--
Black	Black	Latch	1-1/4 to 1-7/8	3"	1092B03BLK	-----	11.2/--
Black	Black	Latch	1/2 to 3	3"	1092B04BLK	-----	12.0/--
Black	Black	Latch	1-1/4 to 2	3"	1092B05BLK	-----	12.0/--
Black	Black	Latch	1-1/8 to 2	3"	1092B06BLK	-----	12.0/--
White	White	Lock	3/4 to 2-3/8	3"	1091W01WHT	-----	12.8/--
White	White	Lock	1-1/4 to 1-7/8	3"	1091W03WHT	-----	13.8/--
White	White	Lock	1/2 to 3	3"	1091W04WHT	-----	14.9/--
White	White	Lock	1-1/4 to 2	3"	1091W05WHT	-----	14.9/--
White	White	Lock	1-1/8 to 2	3"	1091W06WHT	-----	14.9/--
White	White	Latch	3/4 to 2-3/8	3"	1092W01WHT	-----	12.5/--
White	White	Latch	1-1/4 to 1-7/8	3"	1092W03WHT	-----	13.0/--
White	White	Latch	1/2 to 3	3"	1092W04WHT	-----	12.0/--
White	White	Latch	1-1/4 to 2	3"	1092W05WHT	-----	12.0/--
White	White	Latch	1-1/8 to 2	3"	1092W06WHT	-----	12.0/--
Gray*	Chrome	Lock	3/4 to 2-3/8	3"	1091001GRY	-----	12.8/--
Gray*	Chrome	Lock	1-1/4 to 1-7/8	3"	1091003GRY	-----	13.8/--
Gray*	Chrome	Lock	1/2 to 3	3"	1091004GRY	-----	14.9/--
Gray*	Chrome	Lock	1-1/4 to 2	3"	1091005GRY	-----	14.9/--
Gray*	Chrome	Lock	1-1/8 to 2	3"	1091006GRY	-----	14.9/--
Gray*	Chrome	Latch	3/4 to 2-3/8	3"	1092001GRY	-----	11.0/--
Gray*	Chrome	Latch	1-1/4 to 1-7/8	3"	1092003GRY	-----	13.0/--
Gray*	Chrome	Latch	1/2 to 3	3"	1092004GRY	-----	12.0/--
Gray*	Chrome	Latch	1-1/4 to 2	3"	1092005GRY	-----	12.0/--
Gray*	Chrome	Latch	1-1/8 to 2	3"	1092006GRY	-----	12.0/--

* New Color

SPARE PARTS ORDERING INFORMATION

Old Style Square Shaft Cam Bars

Offset Cam Bar: 109100199A
 Straight Cam Bar: 109100399A
 Extra Long Offset Cam Bar: 109100499A
 Extra Long Straight Cam Bar: 109100599A

Threaded Shaft Cam Bars

Offset Cam Bar: 109100188A
 Straight Cam Bar: 109100388A
 Extra Long Offset Cam Bar: 109100488A
 Extra Long Straight Cam Bar: 109100588A
 Extra Long Offset Cam Bar: 109100688A

ADDITIONAL LOCK & LATCH MOUNTING OPTIONS



Figs. 1094 & 1095

Flush Mounting versions available.
 Includes special nut for mounting to underneath of the deck or a hatch. Contact Factory for details.



Detail Showing Available
 Upholstery Mounting Ring
 Contact Factory for details

FIG. 1097



Lock or Latch Upholstery Mounting Ring Trim Ring

FIGS. 0931 & 1031 - FLUSH LOCKS WITH 2 KEYS
FIGS. 0932 & 1032 - FLUSH LATCHES (NON-LOCKING)

CONSTRUCTION:

- BLACK OR WHITE PLASTIC
- CHROME PLATED ZINC ALLOY
- STAINLESS STEEL STEM AND LOCK NUT

FIGS. 0931/0932

- No. 1 with Offset Cam Bar and Flexible Plastic Strike
- No. 2 with Offset Adjustable Cam Bar
- No. 3 with Straight Cam Bar and Flexible Plastic Strike

Detents Indicate Open or Closed Position. Easily Installs in a 2 Inch Diameter Hole. For Door Thickness 1/4 to 1-1/8 Inches

FIGS. 1031/1032

- LARGE HANDLE ALLOWS TWO FINGER GRIP
- Flush Mounts in a 2-3/8 x 2-3/8 Inch Hole
 Surface Mounts in a 1-5/8 Inch Diameter Hole
 With Plastic Spacer Included
 For Door Thickness 1/8 to 3/4 Inches

FLEXIBLE
 PLASTIC
 STRIKE



FIG. 0931 #1



FIG. 0932 #2



FIG. 0931 #3



FIG. 1031



FIG. 1032



CABINET HARDWARE, HINGES, LOCKS & LATCHES

ORDERING & TECH INFO

Finish	Type	Adjustment Cam Bar Inches	Dimensions Face Plate Inches	Dealer Pkg. 5 Cards 1 Pc. per Card	OEM Bulk Pkg. 25 Pcs.	Ship Wt. Carton Lbs. DP/OEM Bulk
Black	Lock	3/8 to 3	2-1/2 x 2-1/2	0931DP1BLK	0931001BLK	3.1/12.3
Black	Lock	3/8 to 3	2-1/2 x 2-1/2	0931DP2BLK	0931002BLK	3.2/12.1
Black	Lock	1-1/16 to 2-9/16	2-1/2 x 2-1/2	0931DP3BLK	0931003BLK	3.4/13.0
Black	Latch	3/8 to 3	2-1/2 x 2-1/2	0932DP1BLK	0932001BLK	3.0/10.9
Black	Latch	3/8 to 3	2-1/2 x 2-1/2	0932DP2BLK	0932002BLK	2.9/10.8
Black	Latch	1-1/16 to 2-9/16	2-1/2 x 2-1/2	0932DP3BLK	0932003BLK	3.1/11.8
White	Lock	3/8 to 3	2-1/2 x 2-1/2	0931DP1WHT	0931001WHT	3.2/12.7
White	Lock	3/8 to 3	2-1/2 x 2-1/2	0931DP2WHT	0931002WHT	3.1/12.7
White	Lock	1-1/16 to 2-9/16	2-1/2 x 2-1/2	0931DP3WHT	0931003WHT	3.4/13.6
White	Latch	3/8 to 3	2-1/2 x 2-1/2	0932DP1WHT	0932001WHT	3.0/11.0
White	Latch	3/8 to 3	2-1/2 x 2-1/2	0932DP2WHT	0932002WHT	2.9/11.0
White	Latch	1-1/16 to 2-9/16	2-1/2 x 2-1/2	0932DP3WHT	0932003WHT	3.0/11.8
Black	Lock	1/2 to 3	3-1/8 x 3-1/8	1031DP1BLK	1031001BLK	4.2/16.4
Black	Latch	1/2 to 3	3-1/8 x 3-1/8	1032DP1BLK	1032001BLK	4.0/15.1
White	Lock	1/2 to 3	3-1/8 x 3-1/8	1031DP1WHT	1031001WHT	4.4/16.5
White	Latch	1/2 to 3	3-1/8 x 3-1/8	1032DP1WHT	1032001WHT	4.0/15.1

SPARE PARTS ORDERING INFORMATION

Offset Cam Bar: 093100199A Offset Adjustable Cam Bar: 093100299A
 Straight Cam Bar: 093100399A Flexible Plastic Strike: 093100099B
 Offset Cam Bar For 1031/1032: 103100499A

FIG. 1089 - LOCK & LATCH COVER

CONSTRUCTION OPTIONS:

- BLACK OR WHITE FIBER REINFORCED PLASTIC. HINGED, WATER RESISTANT
- No. 1 - FITS FIGS. 0931/0932, No. 3 - FITS FIGS. 1031/1032



FIG. 1089

ORDERING & TECH INFO

Finish	Fits Fig. No.	Overall Dimensions	Dealer Pkg. - 5 Cards 1 Pc. per Card	OEM Bulk Pkg. 25 Pcs.	Ship Wt. Carton Lbs. DP/OEM Bulk
Black	0931/0932	2-3/4 x 3-1/4	1089DP1BLK	1089001BLK	0.7/1.9
White	0931/0932	2-3/4 x 3-1/4	1089DP1WHT	1089001WHT	0.7/2.0
Black	1031/1032	3-1/4 x 3-3/4	1089DP3BLK	1089003BLK	0.9/3.4
White	1031/1032	3-1/4 x 3-3/4	1089DP3WHT	1089003WHT	1.0/3.4

**FIGS. 1071 & 1072 - FLUSH LOCK & LATCH
FOR CARPETED SURFACES**

**FIGS. 1081 & 1082 - FLUSH LOCK & LATCH
FOR SMOOTH OR CARPETED SURFACES
(GASKET INCLUDED FOR SMOOTH SURFACE APPLICATIONS)**

CONSTRUCTION:

- BLACK OR WHITE PLASTIC
- STAINLESS STEEL "D" RING HANDLE
- STEM AND LOCK NUT
- TWO O-RINGS FOR INCREASED WATER RESISTANCE
- POSITION INDICATOR SHOWS OPEN OR CLOSED POSITION

FIG. 1071 - LOCK WITH 2 KEYS
FIG. 1072 - LATCH (NON-LOCKING)

FIG. 1081 - LOCK WITH 2 KEYS
FIG. 1082 - LATCH (NON-LOCKING)

- No. 1 with Offset Cam Bar and Flexible Plastic Strike
- No. 2 with Offset Adjustable Cam Bar
- No. 3 with Straight Cam Bar and Flexible Plastic Strike

Easily Installs in a 2-3/8 Inch Diameter Hole
For Mounting Surfaces 3/8 to 7/8 Inches Thick


**FIG.
1071 #1**



**FIG.
1072 #2**



**FLEXIBLE
PLASTIC
STRIKE**



**FIG.
1081 #3**

ORDERING & TECH INFO

Finish	Type	Adjustment Cam Bar Inches	Dimensions Face Plate Inches	Figs. 1071/1072 OEM Bulk Pkg. 25 Pcs.	Figs. 1081/1082 Dealer Pkg. - 5 Cards 1 Pc. per Card	Figs. 1081/1082 OEM Bulk Pkg. 25 Pcs.	Ship Wt. Carton Lbs. DP/OEM Bulk
Black	Lock	3/8 to 3	2-7/8 x 2-7/8	1071001BLK	1081DP1BLK	1081001BLK	3.4/12.4
Black	Lock	3/8 to 3	2-7/8 x 2-7/8	1071002BLK	1081DP2BLK	1081002BLK	3.3/12.7
Black	Lock	1-1/16 to 2-9/16	2-7/8 x 2-7/8	1071003BLK	1081DP3BLK	1081003BLK	3.5/13.3
Black	Latch	3/8 to 3	2-7/8 x 2-7/8	1072001BLK	1082DP1BLK	1082001BLK	3.1/11.4
Black	Latch	3/8 to 3	2-7/8 x 2-7/8	1072002BLK	1082DP2BLK	1082002BLK	3.0/11.1
Black	Latch	1-1/16 to 2-9/16	2-7/8 x 2-7/8	1072003BLK	1082DP3BLK	1082003BLK	3.3/12.0
White	Lock	3/8 to 3	2-7/8 x 2-7/8	1071001WHT	1081DP1WHT	1081001WHT	3.4/12.4
White	Lock	3/8 to 3	2-7/8 x 2-7/8	1071002WHT	1081DP2WHT	1081002WHT	3.2/11.3
White	Lock	1-1/16 to 2-9/16	2-7/8 x 2-7/8	1071003WHT	1081DP3WHT	1081003WHT	3.5/12.7
White	Latch	3/8 to 3	2-7/8 x 2-7/8	1072001WHT	1082DP1WHT	1082001WHT	3.1/11.4
White	Latch	3/8 to 3	2-7/8 x 2-7/8	1072002WHT	1082DP2WHT	1082002WHT	3.0/11.0
White	Latch	1-1/16 to 2-9/16	2-7/8 x 2-7/8	1072003WHT	1082DP3WHT	1082003WHT	3.2/11.9

SPARE PARTS ORDERING INFORMATION

Offset Cam Bar: 093100199A Offset Adjustable Cam Bar: 093100299A
Straight Cam Bar: 093100399A Flexible Plastic Strike: 093100099B

FIG. 0675 - SELF ADJUSTING SLAM LATCH

CONSTRUCTION:

- BLACK OR WHITE PLASTIC

KEY FEATURES

“UNIQUE TO PERKO”

- 1) “PERKO Leak Proof” Slide Action Design Keeps Inside of Hatches Dry
- 2) Self-Adjusting, Ratcheting Cam Bar/Strike Permits Installations with Slight Misalignment of Components

ADDITIONAL FEATURES

- Similar in look to Popular PERKO Fig. 1091 Series
- For Mounting Surfaces 1/8” to 3/4” Thick
- Installs in a 2” Diameter Hole
- Simple One Nut Installation
- Dealer Package includes 2 strikes to accommodate a variety of mounting configurations

Self-Adjusting,
Ratcheting
Slide Action Design



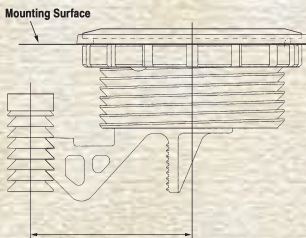
STRIKE 2

STRIKE 1



FIG. 0675

MOUNTING ILLUSTRATION




ORDERING & TECH INFO

Adjustment Cam Bar Inches	O.D. Face Plate Inches	Dealer Pkg. 5 Cards 1 Pc. per Card	OEM Bulk Pkg. 25 Pcs.	Ship Wt. Carton Lbs. DP/OEM Bulk
1/8 to 3/4	2-3/8”	0675DPBBLK	0675B00BLK	1.2/4.2
1/8 to 3/4	2-3/8”	0675DPWWHT	0675W00WHT	1.2/4.2

Patent Pending

CABINET HARDWARE, HINGES, LOCKS & LATCHES

IMPROVED LOCK & LATCH SET ADJUSTABILITY



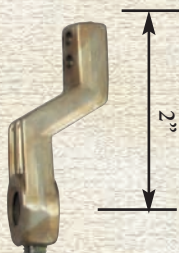
The threaded shaft of the 1091/92 and 1094/95 Series Locks & Latches have been redesigned to allow for greater flexibility of adjustment and ease of installation.

IMPROVED THREADED SHAFT

Cam Bars for 0931/0932, 1071/1072 and 1081/1082 Series Lock & Latch Sets with 5/16" Shafts


5/16" THREADED SHAFT CAM BARS

#1 Style Cam Bar*



Offset Cam Bar

#2 Style Cam Bar*



Offset Adjustable Cam Bar

#3 Style Cam Bar*

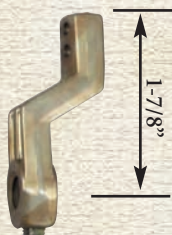


Straight Cam Bar

Cam Bars for 1091/92, 1094/95 and 1031/1032 Series Lock & Latch Sets with 3/8" Shafts


3/8" THREADED SHAFT CAM BARS

#1 Style **




Offset Cam Bar
For 1091/1092 &
1094/1095 Series

#3 Style **



Straight Cam Bar
For 1091/1092 &
1094/1095 Series

#4 Style **



#4 Extra Long Offset Cam
Bar as used on 1091/1092,
1094/1095 & 1031/1032
Series

#5 Style **



#5 Extra Long Straight
Cam Bar as used on
1091/1092 &
1094/1095 Series

#6 Style **



#6 Extra Long Offset Cam
Bar as used on
1091/1092 Series

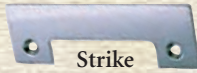
* Measurements are from the center of the lock set to the top of the cam bar shaft end.

**Note: 1091/1092 series have offset center shafts, add 5/8" for Dimension from center.

FIG. 0777 - RECTANGULAR FLANGE FLUSH HATCH DOG



NEW FIG. 0777-F
WITH CONCEALED
FASTENERS



Strike

CONSTRUCTION:

- CHROME PLATED BRONZE
- 2 OPTIONS: FLANGE WITH VISIBLE MOUNTING HOLES OR SMOOTH FLANGE WITH CONCEALED FASTENERS
- STAINLESS STEEL LOCK NUTS
- FLUSH STRIKE
- O-RING SEALS FOR WATER RESISTANCE
- DOES NOT RATTLE WHEN "DOGGED" DOWN



For Securely "Dogging" (Fastening) Deck Hatches



FIG. 0777
WITH MOUNTING
HOLES

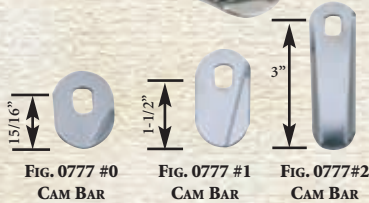


FIG. 0777 #0
CAM BAR

FIG. 0777 #1
CAM BAR

FIG. 0777 #2
CAM BAR

ORDERING INFO		
Cam Bar Length Inches	Standard Pkg. - 1 Pc. OEM Pkg. - 5 Pcs.	Ship Wt. Carton Lbs. Std. Pkg.
Visible Mounting Holes		
15/16	0777000CHR	1.2
1-1/2	0777001CHR	1.2
3	0777002CHR	1.2
Concealed Fasteners		
15/16	0777F00CHR*	1.2
1-1/2	0777F01CHR*	1.2
3	0777F02CHR*	1.2

TECH INFO

Max. Hatch Thickness:
2"
Adjustment Cam Bar:
1-1/4" to 2"
Dimensions Face Plate:
3-13/16" x 3"
Screw Size: #8

ALSO AVAILABLE IN



See Pg. 247

* New Item

SPARE PARTS ORDERING INFORMATION

Cam Bar for Size #0: 077700099A Cam Bar for Size #1: 077700199A
Cam Bar for Size #2: 077700299A

CABINET HARDWARE, HINGES, LOCKS & LATCHES



FIG. 0778
WITH MOUNTING
HOLES



FIG. 0778 - ROUND FLANGE FLUSH HATCH DOG

CONSTRUCTION:

- CHROME PLATED BRONZE
- 2 OPTIONS: FLANGE WITH VISIBLE MOUNTING HOLES OR SMOOTH FLANGE WITH CONCEALED FASTENERS
- STAINLESS STEEL LOCK NUTS
- FLUSH STRIKE
- O-RING SEALS FOR WATER RESISTANCE
- DOES NOT RATTLE WHEN "DOGGED" DOWN

For Securely "Dogging" (Fastening) Deck Hatches



FIG. 0778-F
WITH CONCEALED
FASTENERS

ORDERING INFO		
Cam Bar Length Inches	Standard Pkg. - 1 Pc. OEM Pkg. - 5 Pcs.	Ship Wt. Carton Lbs. Std. Pkg.
Visible Mounting Holes		
1-1/2	0778001CHR	1.2
3	0778002CHR	1.2
Concealed Fasteners		
1-1/2	0778F01CHR	1.2
3	0778F02CHR	1.2

TECH INFO

Max. Hatch Thickness:
2"
Adjustment Cam Bar:
1-1/4" to 2"
Diameter Face Plate:
4-3/8"
Screw Size: #8

SPARE PARTS ORDERING INFORMATION

Cam Bar for Size #1: 077700199A
Cam Bar for Size #2: 077700299A



FIG. 0777 #2 CAM BAR



LOCK & LATCH SETS

100th Year Anniversary Edition - 1907 to 2007



FIGS. 0921 & 0922 - FLUSH LOCK & LATCH CONSTRUCTION:

- CHROME PLATED ZINC ALLOY

FIG. 0921 - LOCK WITH 2 KEYS

FIG. 0922 - NON-LOCKING LATCH

Easily Installs in a 1-5/8 Inch Diameter Hole

For Door Thickness 1/2 to 3/4 Inches

FIG. 0921
SHOWN



ORDERING & TECH INFO

Type	Dimensions	Dealer Pkg. - 5 Cards 1 Pc. per Card	OEM Bulk Pkg. 25 Pcs.	Ship Wt.
	Face Plate Inches			Carton Lbs. DP/OEM Bulk
Lock	2-1/4 x 2	0921DP0CHR	0921000CHR	2.8/12.3
Latch	2-1/4 x 2	0922DP0CHR	0922000CHR	2.5/10.9

Chrome Cam Bar: 0980A

Note: Chrome and Plastic Cam Bars are not interchangeable.

FIGS. 0991 & 0992 - FLUSH LATCH SETS

CONSTRUCTION:

- CHROME PLATED ZINC ALLOY
- SLIDING LOCK BUTTON

For Door Thickness 1/2 or 3/4 Inches

FIG. 0991 - REGULAR BEVEL WITH FLUSH STRIKE

FIG. 0992 - REVERSE BEVEL WITH FLUSH STRIKE



FIG. 0992 #1
WITH LEVER HANDLE
SHOWN ASSEMBLED




FIG. 0991 #0
WITH KNOB HANDLE
SHOWN ASSEMBLED



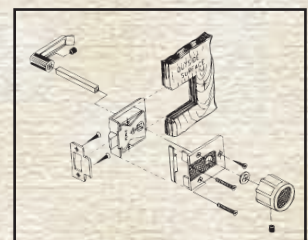
FIGS. 0991 & 0992
VERSION #1

FIGS. 0991 & 0992
VERSION #0



ORDERING & TECH INFO

Handle Type	Bevel Type	Dimensions Case Inches	Dimensions Escutcheon Inches	Dealer Pkg. 5 Sets 1 Set per Pkg.	OEM Bulk Pkg. 10 Sets	Ship Wt. Carton Lbs. DP/OEM Bulk
Knob	Regular	1-5/8 x 1-5/8	2 x 2-1/4	0991DP0CHR	0991000CHR	5.0/9.4
Knob	Reverse	1-5/8 x 1-5/8	2 x 2-1/4	0992DP0CHR	0992000CHR	5.0/9.4
Lever	Regular	1-5/8 x 1-5/8	2 x 2-1/4	0991DP1CHR	0991001CHR	5.1/9.5
Lever	Reverse	1-5/8 x 1-5/8	2 x 2-1/4	0992DP1CHR	0992001CHR	5.1/9.5



EXPLODED
VIEW SHOWS
FIG. 0992

Screw Size #6

SPARE PARTS ORDERING INFORMATION

Flush Strike: 0912DP0CHR.

Regular Bevel with Cam: 0984000CHR

Reverse Bevel with Cam: 0920DP0CHR

Knob and Handle for Version #0: 0995000CHR

Handle Set for Version #1: 0995001CHR

Visit www.perko.com for installation instructions and technical drawings on most PERKO® products.

PERKO®

FIGS. 0706, 0710, 0711, 0712 AND 0715 - LATCH SETS
FIGS. 0730 & 0731 - LOCK SETS

WITH OR WITHOUT PRIVACY LOCKS & LATCHES
FOR INTERIOR CABINS AND HEAD ENCLOSURES
 Locks by Turn Button from Inside

CONSTRUCTION:

- CHROME PLATED BRASS AND ZINC ALLOY
- TWO ESCUTCHEON PLATES (FIGS. 0706/0710/0730 CHROME)
- NEW CONTEMPORARY STYLING
- OVERALL HEIGHT - 5-1/4 INCHES
- SAFETY UNLOCK FROM OUTSIDE
- INTERIOR LOCK MECHANISM



FIG. 0710
MORTISE LATCH



FIG. 0706
MORTISE LATCH



FIG. 0730
MORTISE LOCK

FIG. 0710 - FULL SIZE MORTISE LATCH SET WITH PRIVACY LOCK
FIG. 0706 - FULL SIZE MORTISE LATCH SET WITHOUT PRIVACY LOCK

For Door Thickness 3/4 to 1-1/2 Inches
 Left Inward/Right Outward are Interchangeable
 Right Inward/Left Outward are Interchangeable

FIG. 0711 - FULL SIZE FLUSH LATCH SET WITH PRIVACY LOCK
FIG. 0715 - FULL SIZE FLUSH LATCH SET WITHOUT PRIVACY LOCK

For Door Thickness 1/2 to 3/4 Inches

FIG. 0712 - COMPACT MORTISE LATCH SET
 For Door Thickness 3/4 to 1-1/2 Inches
 Left Inward/Right Outward are Interchangeable
 Right Inward/Left Outward are Interchangeable

FIG. 0730 - FULL SIZE MORTISE LOCK SET
 For Door Thickness 3/4 to 1-1/2 Inches
 Left Inward/Right Outward are Interchangeable
 Right Inward/Left Outward are Interchangeable

FIG. 0731 - FULL SIZE FLUSH LOCK SET
 For Door Thickness 1/2 to 3/4 Inches



FIG. 0711
FLUSH LATCH



FIG. 0712
MORTISE LATCH



FIG. 0715
FLUSH LATCH



FIG. 0731
FLUSH LOCK



LOCK & LATCH SETS

100th Year Anniversary Edition - 1907 to 2007



ORDERING & TECH INFO

Type	For Door Thickness Inches	With Privacy Lock Standard Pkg. 1 Set	w/o Privacy Lock Standard Pkg. 1 Set	Type Of Lock/Latch	Ship Wt. Carton Lbs. Standard Pkg.
Mortise Latch	3/4 to 1	0710001LIC	0706001LIC	Left In or Right Out	1.5
Mortise Latch	3/4 to 1	0710001RIC	0706001RIC	Right In or Left Out	1.5
Mortise Latch	1 to 1-1/4	0710002LIC	0706002LIC	Left In or Right Out	1.5
Mortise Latch	1 to 1-1/4	0710002RIC	0706002RIC	Right In or Left Out	1.5
Mortise Latch	1-1/4 to 1-1/2	0710003LIC	0706003LIC	Left In or Right Out	1.5
Mortise Latch	1-1/4 to 1-1/2	0710003RIC	0706003RIC	Right In or Left Out	1.5
Mortise Lock	3/4	0730001LIC	-----	Left In or Right Out	1.7
Mortise Lock	3/4	0730001RIC	-----	Right In or Left Out	1.7
Mortise Lock	7/8	0730002LIC	-----	Left In or Right Out	1.7
Mortise Lock	7/8	0730002RIC	-----	Right In or Left Out	1.7
Mortise Lock	1	0730003LIC	-----	Left In or Right Out	1.7
Mortise Lock	1	0730003RIC	-----	Right In or Left Out	1.7
Mortise Lock	1-1/8	0730004LIC	-----	Left In or Right Out	1.7
Mortise Lock	1-1/8	0730004RIC	-----	Right In or Left Out	1.7
Mortise Lock	1-1/4	0730005LIC	-----	Left In or Right Out	1.7
Mortise Lock	1-1/4	0730005RIC	-----	Right In or Left Out	1.7
Mortise Lock	1-3/8	0730006LIC	-----	Left In or Right Out	1.7
Mortise Lock	1-3/8	0730006RIC	-----	Right In or Left Out	1.7
Mortise Lock	1-1/2	0730007LIC	-----	Left In or Right Out	1.7
Mortise Lock	1-1/2	0730007RIC	-----	Right In or Left Out	1.7
Flush Latch	1/2	0711001LIC	0715001LIC	Left Inward	1.5
Flush Latch	1/2	0711001LOC	0715001LOC	Left Outward	1.5
Flush Latch	1/2	0711001RIC	0715001RIC	Right Inward	1.5
Flush Latch	1/2	0711001ROC	0715001ROC	Right Outward	1.5
Flush Latch	5/8	0711002LIC	0715002LIC	Left Inward	1.5
Flush Latch	5/8	0711002LOC	0715002LOC	Left Outward	1.5
Flush Latch	5/8	0711002RIC	0715002RIC	Right Inward	1.5
Flush Latch	5/8	0711002ROC	0715002ROC	Right Outward	1.5
Flush Latch	3/4	0711003LIC	0715003LIC	Left Inward	1.5
Flush Latch	3/4	0711003LOC	0715003LOC	Left Outward	1.5
Flush Latch	3/4	0711003RIC	0715003RIC	Right Inward	1.5
Flush Latch	3/4	0711003ROC	0715003ROC	Right Outward	1.5
Flush Lock	1/2	0731001LIC	-----	Left Inward	1.6
Flush Lock	1/2	0731001LOC	-----	Left Outward	1.6
Flush Lock	1/2	0731001RIC	-----	Right Inward	1.6
Flush Lock	1/2	0731001ROC	-----	Right Outward	1.6
Flush Lock	5/8	0731002LIC	-----	Left Inward	1.6
Flush Lock	5/8	0731002LOC	-----	Left Outward	1.6
Flush Lock	5/8	0731002RIC	-----	Right Inward	1.6
Flush Lock	5/8	0731002ROC	-----	Right Outward	1.6
Flush Lock	3/4	0731003LIC	-----	Left Inward	1.6
Flush Lock	3/4	0731003LOC	-----	Left Outward	1.6
Flush Lock	3/4	0731003RIC	-----	Right Inward	1.6
Flush Lock	3/4	0731003ROC	-----	Right Outward	1.6
Mortise Latch	3/4 to 1	0712001LIC	-----	Left In or Right Out	1.1
Mortise Latch	3/4 to 1	0712001RIC	-----	Right In or Left Out	1.1
Mortise Latch	1 to 1-1/4	0712002LIC	-----	Left In or Right Out	1.5
Mortise Latch	1 to 1-1/4	0712002RIC	-----	Right In or Left Out	1.5
Mortise Latch	1-1/4 to 1-1/2	0712003LIC	-----	Left In or Right Out	1.5
Mortise Latch	1-1/4 to 1-1/2	0712003RIC	-----	Right In or Left Out	1.5

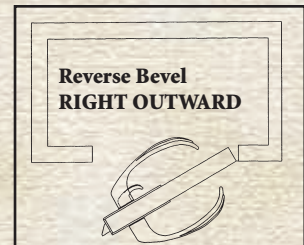
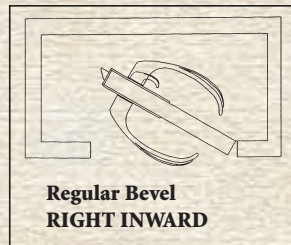
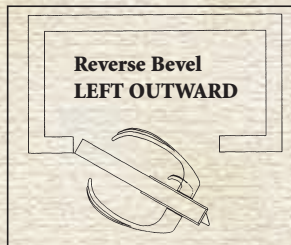
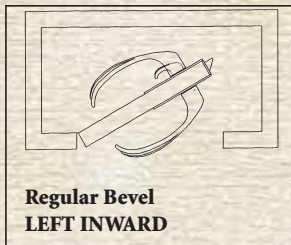
CABINET HARDWARE, HINGES, LOCKS & LATCHES

DETERMINING THE HAND OF THE LATCH SET.

WHEN STANDING OUTSIDE


IF THE DOOR OPENS AWAY FROM YOU, THEN YOU NEED A LOCK OR LATCH WITH A REGULAR BEVEL.

IF THE DOOR OPENS TOWARD YOU, THEN YOU NEED A LOCK OR LATCH WITH A REVERSE BEVEL.



NOTE: The privacy latch handle should always be mounted on the door's interior side

FIGS. 1239 & 1240 - FLUSH CUP RIM LATCH SETS



FIGS. 1239 & 1240

CONSTRUCTION:

- CHROME PLATED ZINC ALLOY
- SLIDING LOCK BUTTON

FIG. 1239 - REGULAR BEVEL WITH BOX STRIKE

FIG. 1240 - REVERSE BEVEL WITH FLUSH STRIKE

Supplied with Black Plastic Spacer For Surface Mounting
For Door Thickness 5/8 to 1 Inch




FIG. 1239
SHOWN
ASSEMBLED

ORDERING INFO			
Bevel Type	Dealer Pkg. 5 Sets 1 Set per Pkg.	OEM Bulk Pkg. 10 Sets	Ship Wt. Carton Lbs. DP/OEM Bulk
Regular	1239DP0CHR	1239000CHR	4.7/8.7
Reverse	1240DP0CHR	1240000CHR	4.4/8.3

TECH INFO
Dimensions Case: 2" x 2-1/4"
O.D. Cup: 2-1/4"
Screw Size: #8

SPARE PARTS ORDERING INFORMATION

Regular Bevel w/Cam: 0984000CHR Box Strike: 0977000CHR
Reverse Bevel w/Cam: 0920DP0CHR Flush Strike: 0912DP0CHR

FIGS. 0929 & 1029 - RIM LATCH SETS

FIGS. 0968 & 1068 - RIM LATCH SETS



FIG. 0929
SHOWN
ASSEMBLED

CONSTRUCTION:

- CHROME PLATED ZINC ALLOY
- SLIDING LOCK BUTTON

For Door Thickness 1/2 to 1 Inch

FIG. 0929 - REGULAR BEVEL WITH BOX STRIKE

FIG. 1029 - REVERSE BEVEL WITH BOX STRIKE

FIG. 0968 - REGULAR BEVEL WITH FLUSH STRIKE

FIG. 1068 - REVERSE BEVEL WITH FLUSH STRIKE




FIG. 0968
SHOWN
ASSEMBLED



FIGS.
0968
1068

FIGS.
0929
1029

ORDERING INFO				
Strike Type	Bevel Type	Dealer Pkg. 5 Sets 1 Set per Card	OEM Bulk Pkg. 10 Sets	Ship Wt. Carton Lbs. DP/OEM Bulk
Box	Regular	0929DP0CHR	0929000CHR	5.8/10.7
Box	Reverse	1029DP0CHR	1029000CHR	5.7/10.7
Flush	Regular	0968DP0CHR	0968000CHR	5.5/10.3
Flush	Reverse	1068DP0CHR	1068000CHR	5.4/10.2

TECH INFO
Dimensions Case: 2" x 2-1/4"
Dimensions Escutcheon: 2" x 2-1/4"
Screw Size: #6

SPARE PARTS ORDERING INFORMATION

Flush Strike: 0912DP0CHR Regular Bevel with Cam: 0984000CHR
Box Strike: 0977000CHR Reverse Bevel with Cam: 0920DP0CHR
Knob and Handle Assembly: 0995000CHR

FIGS. 0928 & 1028 - RIM LATCH SETS


CONSTRUCTION:

- CHROME PLATED ZINC ALLOY
- SLIDING LOCK BUTTON

For Door Thickness 5/8 to 1-3/8 Inches

FIG. 0928 - REGULAR BEVEL WITH BOX STRIKE


FIG. 1028 - REVERSE BEVEL WITH BOX STRIKE



As seen in
1958 Catalog



**FIG. 0928
SHOWN
ASSEMBLED**



FIGS. 0928 & 1028

ORDERING INFO

Bevel Type	Dealer Pkg. 5 Sets 1 Set per Card	OEM Bulk Pkg. 10 Sets	Ship Wt. Carton Lbs. DP/OEM Bulk
Regular	0928DP0CHR	0928000CHR	4.4/8.0
Reverse	1028DP0CHR	1028000CHR	4.4/8.0

TECH INFO

Dimensions Case:
2-1/8" x 1-3/4"
Dimensions Escutcheon:
4-3/8" x 1-1/4"
Screw Size: #6

SPARE PARTS ORDERING INFORMATION

Box Strike: 0976000CHR Regular Bevel with Cam: 0984000CHR
Knob and Handle Assembly: 0962000CHR Reverse Bevel with Cam: 0920DP0CHR

FIGS. 0930 & 1030 - RIM LATCH SETS


CONSTRUCTION:

- CHROME PLATED ZINC ALLOY
- SLIDING LOCK BUTTON

For Door Thickness 5/8 to 1-3/8 Inches


FIG. 0930 - REVERSE BEVEL WITH FLUSH STRIKE

FIG. 1030 - REGULAR BEVEL WITH FLUSH STRIKE



**FIG. 0930
SHOWN
ASSEMBLED**

FIGS. 0930 & 1030



ORDERING INFO

Bevel Type	Dealer Pkg. 5 Sets 1 Set per Card	OEM Bulk Pkg. 10 Sets	Ship Wt. Carton Lbs. DP/OEM Bulk
Reverse	0930DP0CHR	0930000CHR	4.2/7.7
Regular	1030DP0CHR	1030000CHR	4.2/7.7

TECH INFO

Dimensions Case:
2-1/8" x 1-3/4"
Dimensions Escutcheon:
4-3/8" x 1-1/4"
Screw Size: #6

SPARE PARTS ORDERING INFORMATION

Flush Strike: 0912DP0CHR Regular Bevel with Cam: 0984000CHR
Knob and Handle Assembly: 0962000CHR Reverse Bevel with Cam: 0920DP0CHR

FIGS. 0918 & 0919 - RIM LOCK SETS

CONSTRUCTION:

- CHROME PLATED ZINC ALLOY

For Door Thickness 5/8 to 1-3/8 Inches

FIG. 0918 - REGULAR BEVEL WITH BOX STRIKE

FIG. 0919 - REVERSE BEVEL WITH FLUSH STRIKE

Locks by Turn Button from Inside or Key from Outside




FIG. 0918
SHOWN
ASSEMBLED




FIG. 0919

FIG. 0918

ORDERING INFO

Door Bevel/Strike Type	Dealer Pkg. 5 Sets 1 Set per Card	OEM Bulk Pkg. 10 Sets	Ship Wt. Carton Lbs. DP/OEM Bulk
Regular w/Box	0918DP0CHR	0918000CHR	7.0/12.9
Reverse w/Flush	0919DP0CHR	0919000CHR	6.8/12.2

TECH INFO

Dimensions Case:
3-7/8" x 2"
Dimensions Escutcheon:
4-3/8" x 1-1/4"
Screw Size: #6

SPARE PARTS ORDERING INFORMATION

Box Strike: 091800099A
Flush Strike: 0913DP0CHR
Knob and Handle Assembly: 0962000CHR

Regular Bevel with Cam: 0984000CHR
Reverse Bevel with Cam: 0920DP0CHR
Escutcheon Plate with Keys: 0953000CHR

FIGS. 1279 & 1280 - FLUSH CUP RIM LATCH SETS

CONSTRUCTION:

- CHROME PLATED ZINC ALLOY
- SLIDING LOCK BUTTON

For Door Thickness 3/4 to 1-1/8 Inches

FIG. 1279 - REGULAR BEVEL WITH BOX STRIKE

FIG. 1280 - REVERSE BEVEL WITH FLUSH STRIKE

Supplied with Black Plastic Spacer for Surface Mounting



FIG. 1279
SHOWN
ASSEMBLED




FIG. 1279

FIG. 1280

ORDERING INFO

Bevel/Strike Type	Dealer Pkg. 5 Sets 1 Set per Card	OEM Bulk Pkg. 10 Sets	Ship Wt. Carton Lbs. DP/OEM Bulk
Regular w/Box	1279DP0CHR	1279000CHR	4.1/7.2
Reverse w/Flush	1280DP0CHR	1280000CHR	4.0/7.0

TECH INFO

Dimensions Case:
2-1/8" x 1-3/4"
Dimensions Escutcheon:
2" x 2-1/4"
Cup Screw Size: #8
Case Screw Size: #6

SPARE PARTS ORDERING INFORMATION

Box Strike: 0976000CHR
Flush Strike: 0912DP0CHR

Regular Bevel with Cam: 0984000CHR
Reverse Bevel with Cam: 0920DP0CHR

FIG. 0927 - MORTISE LOCK SET

CONSTRUCTION:

- CHROME PLATED ZINC ALLOY



Locks by Turn Button from Inside or Key from Outside
Bevel can be Reversed During Installation



FIG. 0927
SHOWN
ASSEMBLED

ORDERING & TECH INFO

For Door Thickness	Dimensions Case	Dimensions Escutcheon	Dealer Pkg.	OEM Bulk Pkg.	Screw Size	Ship Wt. Carton Lbs.
Inches	Inches	Inches	1 Set per Card	10 Sets		DP/OEM Bulk
1 to 1-3/8	2-3/4 x 2	4-3/8 x 1-1/4	0927DP0CHR	0927000CHR	6	7.0/12.9

SPARE PARTS ORDERING INFORMATION

Spare Flush Strike: 0913DP0CHR
Spare Knob and Handle Assy: 0962000CHR
Bevel with Cam: 0920DP0CHR
Escutcheon Plate with Keys: 092700099B

FIG. 0960 - MORTISE LATCH SET

CONSTRUCTION:

- CHROME PLATED ZINC ALLOY
- TURN BUTTON LOCK



Bevel can be Reversed During Installation



FIG. 0960
SHOWN
ASSEMBLED

ORDERING & TECH INFO

For Door Thickness	Dimensions Case	Dimensions Escutcheon	Dealer Pkg.	OEM Bulk Pkg.	Screw Size	Ship Wt. Carton Lbs.
Inches	Inches	Inches	1 Set per Card	10 Sets		DP/OEM Bulk
1 to 1-3/8	2-1/4 x 1-13/16	4-3/8 x 1-1/4	0960DP0CHR	0960000CHR	6	5.8/10.3


SPARE PARTS ORDERING INFORMATION

Flush Strike: 0912DP0CHR
Bevel with Cam: 096000099A
Knob and Handle Assembly: 0962000CHR

FIG. 0567 - TUBULAR LATCH SET

CONSTRUCTION:

- CHROME PLATED ZINC ALLOY
- SLIDING LOCK BUTTON



As seen in
1940 Catalog




FIG. 0567
SHOWN
ASSEMBLED

ORDERING & TECH INFO

For Door Thickness	Dimensions Escutcheon	O.D. Tube	Dealer Pkg.	OEM Bulk Pkg.	Screw Size	Ship Wt. Carton Lbs.
Inches	Inches	Inches	1 Set per Card	10 Sets		DP/OEM Bulk
1 to 1-3/8	4-3/8 x 1-1/4	3/4	0567DP0CHR	0567000CHR	6	4.4/8.0

SPARE PARTS ORDERING INFORMATION

Flush Strike: 0912DP0CHR
Knob and Handle Assembly: 0962000CHR

FIG. 1101 - CUPBOARD BOLT




FIG. 1101

CONSTRUCTION:

- CHROME PLATED ZINC ALLOY
- BLACK PLASTIC SLIDE AND KNOB

ORDERING & TECH INFO

Dimensions Overall Inches	Dealer Pkg. 5 Cards 1 Pc. per Card	OEM Bulk Pkg. 50 Pcs.	Screw Size	Ship Wt. Carton Lbs. DP/OEM Bulk
2-1/8 x 1-1/2	1101DP0CHR	1101000CHR	6	0.9/6.7

FIG. 1102 - CUPBOARD CATCH

CONSTRUCTION:

- CHROME PLATED ZINC ALLOY

NO. 1 SUPPLIED WITH BOX STRIKE

NO. 2 SUPPLIED WITH 3/8 INCH OFFSET BOX STRIKE

SPACER INCLUDED WITH 1102DP2CHR PACKAGE TO ALLOW FOR ADDITIONAL (3/16") OFFSET



3/16" Spacer for use with #2 Offset Box Strike





FIG. 1102

ORDERING & TECH INFO

Strike Type	Dimensions Overall Inches	Dealer Pkg. 5 Cards 1 Pc. per Card	OEM Bulk Pkg. 50 Pcs.	Screw Size	Ship Wt. Carton Lbs. DP/OEM Bulk
Box	1-1/2 x 1-7/8	1102DP1CHR	1102001CHR	6	1.2/10.1
Offset Box	1-1/2 x 1-7/8	1102DP2CHR	1102002CHR	6	1.2/10.4



As seen in 1940 Catalog

FIG. 0978 - CUPBOARD TURN

CONSTRUCTION:

- CHROME PLATED ZINC ALLOY

ORDERING & TECH INFO

Dimensions Overall Inches	Dealer Pkg. 5 Cards 1 Pc. per Card	Screw Size	Ship Wt. Carton Lbs. Dealer Pkg.
2-1/8 x 2-1/4	0978DP0CHR	6	2.1

SPARE PARTS ORDERING INFORMATION

Strike Plate: 0976000CHR Bevel with Cam: 0984000CHR




FIG. 0978

FIG. 0948 - LATCH

CONSTRUCTION:

- CHROME PLATED ZINC ALLOY
- SLIDING LOCK BUTTON

ORDERING & TECH INFO

Dimensions Overall Inches	Dealer Pkg. 5 Cards 1 Pc. per Card	Screw Size	Ship Wt. Carton Lbs. Dealer Pkg.
2-1/8 x 2-1/4	0948DP0CHR	6	2.1

SPARE PARTS ORDERING INFORMATION

Strike Plate: 0976000CHR Bevel with Cam: 0984000CHR




FIG. 0948

FIG. 0938 - PULL AND LATCH ASSEMBLY

CONSTRUCTION:

- CHROME PLATED ZINC ALLOY
- BLACK PLASTIC INSERT
- BRASS STEM



FIG. 0938

ORDERING & TECH INFO

O.D. Knob Inches	Max. Panel Thickness Inches	Dealer Pkg. - 5 Cards 1 Pc. per Card	OEM Bulk Pkg. 50 Pcs.	Ship Wt. Carton Lbs. DP/OEM Bulk
1-1/2	1-1/8	0938DP0CHR	0938000CHR	1.0/5.3

SPARE PARTS ORDERING INFORMATION

Cam Bar: 093800099A

FIG. 1056 - ELBOW CATCH

CONSTRUCTION:

- CHROME PLATED ZINC ALLOY
- STAINLESS STEEL SPRING



FIG. 1056

ORDERING & TECH INFO

Dimensions Inches	Dealer Pkg. - 10 Cards 1 Pc. per Card	OEM Bulk Pkg. 50 Pcs.	Screw Size	Ship Wt. Carton Lbs. DP/OEM Bulk
1-1/8 x 9/16	1056DP0CHR	1056000CHR	6	1.0/3.2

FIG. 1021 - ELBOW CATCH

CONSTRUCTION:

- BLACK PLASTIC
- INTEGRAL SPRING



FIG. 1021

ORDERING & TECH INFO

Dimensions Inches	Dealer Pkg. - 25 Cards 2 Pcs. per Card	OEM Bulk Pkg. 100 Pcs.	Screw Size	Ship Wt. Carton Lbs. DP/OEM Bulk
1-3/16 x 5/8	1021DP0BLK	1021000BLK	6	2.0/2.0



FIG. 0925

FIGS. 0925 & 0926 - KNOBS

CONSTRUCTION:

- STAINLESS STEEL SCREW

FIG. 0925

- CHROME PLATED BRASS

FIG. 0926

- CHROME PLATED ZINC ALLOY
- BLACK PLASTIC INSERT



FIG. 0926

ORDERING & TECH INFO

O.D. Knob Inches	Max. Panel Thickness Inches	Dealer Pkg. - 10 Cards 1 Pc. per Card	OEM Bulk Pkg. 50 Pcs.	Ship Wt. Carton Lbs. DP/OEM Bulk
1	1-1/8	0925DP0CHR	0925000CHR	1.4/5.0
1-1/8	1-1/8	0926DP0CHR	0926000CHR	0.9/4.0
1-1/2	1-1/8	0926DP1CHR	0926001CHR	1.0/5.3



FIG. 1093

SEE PAGES 206 & 207 FOR MATCHING LOCK & LATCH SETS

FIG. 1093 - "T" HANDLE FLUSH PULL

FOR SMOOTH AND CARPETED SURFACES

GASKET INCLUDED FOR SMOOTH SURFACE APPLICATIONS

TOOTHED BACK FOR CARPET SURFACE APPLICATIONS

CONSTRUCTION:

- BLACK OR WHITE PLASTIC BODY
- CHROME PLATED ZINC ALLOY, BLACK OR WHITE PLASTIC "T" HANDLE
- STAINLESS STEEL STEM

Easily Installs in a 2-1/2 Inch Diameter Hole For Mounting Surfaces 1/8 to 3/4 Inches Thick

ORDERING & TECH INFO

Color Body	Color Handle	Diameter Inches	OEM Bulk Pkg. 25 Pcs.	Ship Wt. Carton Lbs. OEM Bulk
Black	Black	3	1093000BLK	9.0
Black	Chrome	3	1093000CHR	10.0
White	White	3	1093000WHT	7.7


FIG. 1051 - FLUSH RING CATCH



FIG. 1051

CONSTRUCTION:

- CHROME PLATED ZINC ALLOY
- PHOSPHOR BRONZE SPRING



As seen in 1953 Catalog

ORDERING & TECH INFO

Dimensions Inches	Dealer Pkg. - 10 Cards 1 Pc. per Card	OEM Bulk Pkg. 25 Pcs.	Screw Size	Ship Wt. Carton Lbs. DP/OEM Bulk
2-1/4 x 1-3/8	1051DP0CHR	1051000CHR	6	1.8/3.3

FIG. 0841 - FLUSH RING PULL

CONSTRUCTION:

- CHROME PLATED ZINC ALLOY

ORDERING & TECH INFO

Dimensions Face Plate Inches	Dealer Pkg. - 10 Cards 1 Pc. per Card	OEM Bulk Pkg. 50 Pcs.	Screw Size	Ship Wt. Carton Lbs. DP/OEM Bulk
1-3/4 x 1-3/8	0841DP0CHR	0841000CHR	6	1.3/4.3



FIG. 0841

FIG. 1232 - FLUSH RING PULL

CONSTRUCTION:

- CHROME PLATED ZINC ALLOY

ORDERING & TECH INFO

O.D. Face Plate Inches	Dealer Pkg. - 5 Cards 1 Pc. per Card	OEM Bulk Pkg. 50 Pcs.	Screw Size	Ship Wt. Carton Lbs. DP/OEM Bulk
1-5/8	1232DP1CHR	1232001CHR	6	0.7/3.4
2	1232DP2CHR	1232002CHR	6	0.8/4.5




FIG. 1232

FIG. 1103 - FLUSH RING PULL

CONSTRUCTION:

- CHROME PLATED BRONZE



As seen in
1938 Catalog

ORDERING & TECH INFO

Dimensions Face Plate Inches	Dealer Pkg. - 5 Cards 1 Pc. per Card	OEM Bulk Pkg. 50 Pcs.	Screw Size	Ship Wt. Carton Lbs. DP/OEM Bulk
2-9/16 x 2	1103DP0CHR	1103000CHR	8	1.3/11.0



FIG. 1103

FIG. 0575 - FLUSH LIFTING PULL

CONSTRUCTION:

- CHROME PLATED BRONZE

ORDERING & TECH INFO

Dimensions Face Plate Inches	Dealer Pkg. - 10 Cards 1 Pc. per Card	OEM Bulk Pkg. 50 Pcs.	Screw Size	Ship Wt. Carton Lbs. DP/OEM Bulk
2-5/8 x 2	0575DP0CHR	0575000CHR	8	3.0/11.9



FIG. 0575

FIG. 1221 - FLUSH PULL




FIG. 1221

CONSTRUCTION:

- CHROME PLATED ZINC ALLOY
- BLACK PLASTIC FINISHING FLANGE

Spring Loaded, Can be Mounted Horizontally or Vertically

ORDERING & TECH INFO

Dimensions Flange Inches	Dealer Pkg. 5 Cards 1 Pc. per Card	OEM Bulk Pkg. 50 Pcs.	Screw Size	Ship Wt. Carton Lbs. DP/OEM Bulk
3/4 x 3-1/4	1221DP0CHR	1221000CHR	8	1.0/6.8

FIG. 0776 - FLUSH LIFTING HANDLE



FIG. 0776

CONSTRUCTION:

- CHROME PLATED BRONZE

Size No. 2 (Not Shown) Has All Mounting Holes at Corners

ORDERING & TECH INFO

Dimensions Face Plate Inches	Dimensions Inside Handle Inches	Dealer Pkg. 5 Cards 1 Pc. per Card	OEM Bulk Pkg. 25 Pcs.	Screw Size	Ship Wt. Carton Lbs. DP/OEM Bulk
3 x 2-1/4	1-7/8 x 1	0776DP1CHR	0776001CHR	8	2.0/8.2
3-3/4 x 2-3/4	2-3/16 x 1-3/16	0776DP2CHR	0776002CHR	8	2.9/12.2

ALSO AVAILABLE IN



See Pg. 247

FIG. 1220 - FLUSH LIFTING HANDLE



FIG. 1220

CONSTRUCTION:

- CHROME PLATED ZINC ALLOY

ORDERING & TECH INFO

Dimensions Face Plate Inches	Dimensions Inside Handle Inches	Dealer Pkg. 5 Cards 1 Pc. per Card	OEM Bulk Pkg. 50 Pcs.	Screw Size	Ship Wt. Carton Lbs. DP/OEM Bulk
3 x 2-1/4	1-7/8 x 1	1220DP0CHR	1220000CHR	8	1.4/11.4

FIG. 1110 - FLUSH PULL

CONSTRUCTION:

- CHROME PLATED ZINC ALLOY



FIG. 1110

ORDERING & TECH INFO

Dimensions Face Plate Inches	Depth Inches	Dealer Pkg. 5 Cards 1 Pc. per Card	OEM Bulk Pkg. 50 Pcs.	Screw Size	Ship Wt. Carton Lbs. DP/OEM Bulk
3-11/16 x 1-11/16	7/16	1110DP0CHR	1110000CHR	6	1.3/10.0

FIG. 1016 - FLUSH PULL

CAMO
FINISH AVAILABLE
See Page 243

CONSTRUCTION OPTIONS:

- BLACK OR WHITE PLASTIC
Easily Installs in a 1-3/4 Inch Diameter Hole



FIG. 1016
BLACK

FIG. 1016 WHITE



ORDERING & TECH INFO

Color	Dimensions Face Plate Inches	Depth Inches	Dealer Pkg. 10 Cards 1 Pc. per Card	OEM Bulk Pkg. 100 Pcs.	Screw Size	Ship Wt. Carton Lbs. DP/OEM Bulk
Black	2-1/4 x 2-1/4	15/16	1016DP0BLK	1016000BLK	6	1.0/5.0
White	2-1/4 x 2-1/4	15/16	1016DP0WHT	1016000WHT	6	1.0/4.7

FIG. 0958 - PULL

CONSTRUCTION:

- CHROME PLATED ZINC ALLOY



FIG. 0958

ORDERING & TECH INFO

Width Overall Inches	Width Inside Inches	Dealer Pkg. 10 Cards 1 Pc. per Card	Screw Size	Ship Wt. Carton Lbs. Dealer Pkg.
3-7/16	2-5/16	0958DP0CHR	6	1.4

FIG. 0954 - SLIDING WINDOW HANDLE

CONSTRUCTION:

- STAINLESS STEEL



FIG. 0954

ORDERING & TECH INFO

For Glass Thickness Inches	Length Overall Inches	Dealer Pkg. - 5 Cards 1 Pc. per Card	Ship Wt. Carton Lbs. Dealer Pkg.
1/4	3	0954DP0STS	0.8

FIGS. 0935 & 0966 - SLIDING WINDOW & DOOR STOPS



FIG. 0935



FIG. 0966

CONSTRUCTION:

- PLASTIC COVER ON STOPPING PLATE

FIG. 0935 - FOR SLIDING WINDOWS

- CHROME PLATED ZINC ALLOY

FIG. 0966 - FOR SLIDING DOORS

- CHROME PLATED HEAVY GAUGE EXTRUDED BRASS

ORDERING & TECH INFO

Dimensions Mounting Plate Inches	Length Stopping Plate Inches	Dealer Pkg. 5 Cards 1 Pc. per Card	OEM Bulk Pkg.	OEM Bulk Pkg. Qty	Screw Size	Ship Wt. Carton Lbs. DP/OEM Bulk
1-7/8 x 3/4	1-1/2	0935DP0CHR	0935000CHR	50	8	1.0/6.8
1-1/2 x 3/4	2	0966DP0CHR	0966000CHR	25	10	1.4/5.7

FIGS. 0934 & 0937- SLIDING WINDOW LOCKS & ANTI-RATTLERS





FIG. 0937

CONSTRUCTION:

- CHROME PLATED ZINC ALLOY
- BLACK PLASTIC KNOB AND TIP

FIG. 0934



ORDERING & TECH INFO

Height Overall Inches	Dimensions Mounting Plate Inches	Adjustment Inches	Dealer Pkg. 5 Cards 1 Pc. per Card	Screw Size	Ship Wt. Carton Lbs. Dealer Pkg.
1	2 x 5/8	1-1/8	0934DP0CHR	6	0.8
1-5/8	1 x 5/8	1-1/8	0937DP0CHR	6	0.5

SPARE PARTS ORDERING INFORMATION

Black Plastic Tip: 0944

FIG. 0719 - REMOVABLE ANGLED FASTENER IDEAL FOR TABLE LEGS

CONSTRUCTION:

- CHROME PLATED BRASS
- BLACK PLASTIC KNOB WITH STAINLESS STEEL STUD



FIG. 0719

ORDERING & TECH INFO

Length Angle Inches	Width Angle Inches	Dealer Pkg. 5 Cards 1 Pc. per Card	OEM Bulk Pkg. 25 Pcs.	Screw Size	Ship Wt. Carton Lbs. DP/OEM Bulk
1-3/8	1	0719DP0CHR	0719000CHR	8	1.1/4.3


SPARE PARTS ORDERING INFORMATION

Knob: 071900099A

Single Bracket: 071900099B

Flat Plate: 071900099C

FIG. 0148 - TABLE BRACKETS



As seen in
1958 Catalog

CONSTRUCTION:

- CHROME PLATED BRASS

For Removable Tables
Supplied in Sets Consisting of Two Brackets
and Two Wall Plates



FIG. 0148

ORDERING & TECH INFO

Dimensions Angle Bracket Inches	Dimensions Wall Plate Inches	Dealer Pkg. 5 Cards 1 Set per Card	OEM Bulk Pkg. 25 Sets	Screw Size	Ship Wt. Carton Lbs. DP/OEM Bulk
2-3/4 x 1-11/16	3-3/8 x 2	0148DP0CHR	0148000CHR	10	4.3/19.7

SPARE PARTS ORDERING INFORMATION

Pair of Angle Brackets: 014800099A
Pair of Wall Plates: 014800099B

FIG. 1106 - UTILITY HOOK

CONSTRUCTION:

- CHROME PLATED ZINC ALLOY



FIG. 1106

ORDERING & TECH INFO

Projection Inches	Width Base Inches	Dealer Pkg. 10 Cards 1 Pc. per Card	OEM Bulk Pkg. 50 Pcs.	Screw Size	Ship Wt. Carton Lbs. DP/OEM Bulk
3/4	1	1106DP0CHR	1106000CHR	6	1.0/2.9

FIG. 0975 - UTILITY HOOK

CONSTRUCTION:

- CHROME PLATED ZINC ALLOY



FIG. 0975

ORDERING & TECH INFO

Projection Inches	Width Base Inches	Dealer Pkg. 10 Cards 1 Pc. per Card	OEM Bulk Pkg. 50 Pcs.	Screw Size	Ship Wt. Carton Lbs. DP/OEM Bulk
2	1-1/8	0975DP1CHR	0975001CHR	6	1.1/3.2
3	1-1/4	0975DP2CHR	0975002CHR	6	1.4/4.5

FIG. 0610 - UTILITY HOOK

CONSTRUCTION:

- CHROME PLATED ZINC ALLOY



FIG. 0610

ORDERING & TECH INFO

Projection Inches	Width Base Inches	Dealer Pkg. 10 Cards 1 Pc. per Card	OEM Bulk Pkg. 50 Pcs.	Screw Size	Ship Wt. Carton Lbs. DP/OEM Bulk
1-3/8	1-1/8	0610DP0CHR	0610000CHR	6	0.8/2.1

FIG. 1249 - UTILITY HOOK



FIG. 1249

CONSTRUCTION:

- CHROME PLATED ZINC ALLOY

ORDERING & TECH INFO

Length Overall Inches	Width Overall Inches	Inside Hook Inches	Dealer Pkg. 10 Cards 5 Pcs. per Card	OEM Bulk Pkg. 100 Pcs.	Screw Size	Ship Wt. Carton Lbs. DP/OEM Bulk
15/16	1/2	1/4	1249DP0CHR	1249000CHR	6	1.0/1.7



FIG. 0578

ORDERING & TECH INFO

Length Overall Inches	Dimensions Opening Inches	Width Overall Inches	Dealer Pkg. 10 Cards 1 Pair per Card	Screw Size	Ship Wt. Carton Lbs. Dealer Pkg.
3-1/4	1-7/8 x 7/16	5/8	0578DP0CHR	6	2.0



SLIDES
FIGS. 0395#6 & 0395#S



SIDE PLATE
FIG. 0395#8



HINGE
FIGS. 0395#1 & 0395#H



EYE END
FIGS. 0395#5 & 0395#9

FIG. 0395 - CONVERTIBLE TOP FITTINGS

CONSTRUCTION:

- CHROME PLATED ZINC ALLOY
- STAINLESS STEEL SCREWS



SOCKET
FIG. 0395#3

ORDERING & TECH INFO

Description	Dealer Pkg. 5 Cards 2 Pcs. per Card	Screw Size	Ship Wt. Carton Lbs. Dealer Pkg.
Hinge for 3/4" fittings	0395DP1CHR	8	1.7
Socket for 3/4" tubing	0395DP3CHR	---	1.5
Eye End for 3/4" tubing with .049" wall	0395DP5CHR	---	1.0
Slide for 3/4" tubing	0395DP6CHR	---	1.8
Side Mounting Plate	0395DP8CHR	10	1.0
Eye End for 7/8" tubing	0395DP9CHR	---	1.4
Slide for 7/8" tubing	0395DPSCHR	---	2.8
Hinge for 7/8" fittings	0395DPHCHR	8	2.5

CABINET HARDWARE, HINGES, LOCKS & LATCHES

FIGS. 0869, 0896, 0898, 0901 & 0907

“DURABLE TYPE” FASTENERS


CONSTRUCTION:

FIGS. 0896, 0898, 0901 & 0907 - NICKEL PLATED BRASS
 FIG. 0869 - STAINLESS STEEL, 5/8 INCH SELF TAPPING SCREW

For Canvas to Surface, Use Figs. 0869, 0896 and 0898
 For Canvas to Canvas, Use Figs. 0896, 0898, 0901 & 0907

ORDERING & TECH INFO

Description	Standard Pkg. - 100 Pcs.	Ship Wt.
		Carton Lbs. Std. Pkg.
Stud	0869000STS	0.7
Stud	0901000NKL	0.2
Socket	0898000NKL	0.4
Button	0896000NKL	0.4
Eyelet	0907000NKL	0.2



SOCKET
FIG. 0898

STUD
FIG. 0901



EYELET
FIG. 0907



BUTTON
FIG. 0896



STUD
FIG. 0869

FIGS. 0060, 0062, 0116, 0117 & 0118

“LIFT TYPE” FASTENERS

CONSTRUCTION:

FIGS. 0060, 0062, 0116 & 0118 - NICKEL PLATED BRASS
 FIG. 0117 - STAINLESS STEEL, 1/2 INCH SELF TAPPING SCREW

ORDERING & TECH INFO

Description	Standard Pkg. - 100 Pcs.	Ship Wt.
		Carton Lbs. Standard Pkg.
Clinch Stud	0060000NKL	0.6
Clinch Washer	0062000NKL	0.3
Clinch Plate	0118000NKL	0.4
Stud	0117000STS	0.6
Socket	0116000NKL	0.9



CLINCH STUD
FIG. 0060



CLINCH WASHER
FIG. 0062



STUD
FIG. 0117



SOCKET
FIG. 0116



CLINCH PLATE
FIG. 0118

FIGS. 0994, 0996 & 0997 - CURTAIN FASTENERS

CONSTRUCTION:

- NICKEL PLATED BRASS



WASHER
FIG. 0997



EYELET
FIG. 0996

ORDERING & TECH INFO


Description	Standard Pkg. - 100 Pcs.	Ship Wt.
		Carton Lbs. Standard Pkg.
Flanged Stud	0994000NKL	1.5
Eyelet	0996000NKL	0.6
Washer	0997000NKL	0.2



FLANGED STUD
FIG. 0994



FIG. 0447



Figs. 0447D01 & DPD with Drain Bib

FIG. 0447 - FISHING ROD HOLDER

VERTICAL FLUSH MOUNT

CONSTRUCTION:

- CHROME PLATED BRONZE FLANGE
- STAINLESS STEEL TUBE
- HARD BLACK PLASTIC LINER
- INTEGRAL FLIP-UP CAP

ALSO AVAILABLE IN




See Pg. 253

D01 & DPD - Includes a Drain Bib for 5/8 Inch I.D. Flexible Hose

ORDERING & TECH INFO

Mount Type	Drain Bib	I.D. Tube Inches	O.D. Tube Inches	Length Under Flange Inches	Dimensions Flange Inches	Dealer Pkg. 5 Pkgs. 1 Pc. per Pkg.	OEM Bulk Pkg. 10 Pcs.	Bolt Size	Ship Wt. Carton Lbs. DP/OEM Bulk
Vertical	No	1-5/8	2	9	3-1/2 O.D.	0447DP1CHR	0447001CHR	10	8.1/15.1
Vertical	Yes	1-5/8	2	10-1/2	3-1/2 O.D.	0447DPDCHR	0447D01CHR	10	8.0/15.3

FIG. 0448-D01



Figs. 0448D01 & DPD With Drain Bib

FIG. 0448 - FISHING ROD HOLDER

ANGLED FLUSH MOUNT (APPROXIMATE 65°)

CONSTRUCTION:

- CHROME PLATED BRONZE FLANGE
- CHROME PLATED BRASS TUBE

ALSO AVAILABLE IN



See Pg. 253

Fig. 0448 No. 1 - Soft Black Liner and Flange Gasket with Integral Flip-up Cap

D01 & DPD - Includes a Drain Bib for 5/8 Inch I.D. Flexible Hose

001 & DP1 Without Drain Bib

Fig. 0448 No. 2 - Soft Black Liner with Lip Only

ORDERING & TECH INFO

Mount Type	Drain Bib	I.D. Tube Inches	O.D. Tube Inches	Length Under Flange Inches	Dimensions Flange Inches	Dealer Pkg. 5 Pkgs. 1 Pc. per Pkg.	OEM Bulk Pkg. 10 Pcs.	Bolt Size	Ship Wt. Carton Lbs. DP/OEM Bulk
Angled	No	1-5/8	2	8	4-1/4 x 3-1/2	0448DP1CHR	0448001CHR	1/4	10.5/20.2
Angled	Yes	1-5/8	2	9-1/2	4-1/4 x 3-1/2	0448DPDCHR	0448D01CHR	1/4	10.0/20.0
Angled	No	1-7/8	2-1/4	12	4-7/8 x 4	0448DP2CHR*	-----	1/4	3.8/--

*Dealer Pkg. - 1 card, 1 Pc. per card.



FIG. 0452



Figs. 0452D01 & DPD with Drain Bib

FIG. 0452 - FISHING ROD HOLDER

ANGLED FLUSH MOUNT (APPROXIMATE 65°)

CONSTRUCTION:

- POLISHED STAINLESS STEEL FLANGE
- STAINLESS STEEL TUBE
- SOFT BLACK LINER
- FLANGE GASKET WITH INTEGRAL FLIP-UP CAP

Rounded Rod Holder Bottom



D01 & DPD - Includes a Drain Bib for 5/8 Inch I.D. Flexible Hose

ORDERING & TECH INFO

Mount Type	Drain Bib	I.D. Tube Inches	O.D. Tube Inches	Length Under Flange Inches	Dimensions Flange Inches	Dealer Pkg. 5 Pkgs. 1 Pc. per Pkg.	OEM Bulk Pkg. 10 Pcs.	Ship Wt. Carton Lbs. DP/OEM Bulk
Angled	No	1-5/8	2	8-1/4	4-1/8 x 3-3/8	0452DP0STS	0452000STS	6.8/12.4
Angled	Yes	1-5/8	2	9-3/4	4-1/8 x 3-3/8	0452DPDSTS	0452D01STS	6.7/12.7

Bolt Size #10.

SPARE PARTS ORDERING INFORMATION

Liner with Lip and Tube, See Fig. 0482DP, Specify Size, Page 234

Cap and Gasket Kit, See Figs. 0480DP, 0481DP and 0484DP, Page 234

FIG. 1205 - FISHING ROD HOLDER

ANGLED FLUSH MOUNT (APPROXIMATE 65°)

CONSTRUCTION:

- CHROME PLATED ZINC ALLOY FLANGE
- ANODIZED ALUMINUM TUBE
- SOFT BLACK LINER
- FLANGE GASKET WITH INTEGRAL FLIP-UP CAP



D01 & DPD Includes a Drain Bib for 5/8 Inch I.D. Flexible Hose

ORDERING & TECH INFO

Mount Drain Type	Bib	I.D. Tube Inches	O.D. Tube Inches	Length Under Flange Inches	Dimensions Flange Inches	Dealer Pkg. 5 Pkgs. 1 Pc. per Pkg.	OEM Bulk Pkg. 20 Pcs.	Ship Wt. Carton Lbs. DP/OEM Bulk
Angled	No	1-5/8	2	8	4-1/4 x 3-1/2	1205DP0CHR	1205000CHR	8.2/29.7
Angled	Yes	1-5/8	2	9-1/2	4-1/4 x 3-1/2	1205DPDCHR	1205D01CHR	8.1/29.2



Bolt Size 1/4"

FIG. 1099 - FISHING ROD HOLDER SIDE MOUNT

CONSTRUCTION:

- STAINLESS STEEL TUBE
- CHROME PLATED BRASS BRACKETS
- HARD BLACK PLASTIC LINER

FIG. 1099



ORDERING & TECH INFO

I.D. Tube Inches	O.D. Tube Inches	Length Overall Inches	Width Bracket Inches	Dealer Pkg. 5 Pkgs. 1 Pc. per Pkg.	Ship Wt. Carton Lbs. Dealer Pkg.
1-5/8	2	9	3	1099DP0STS	6.4



Mounting Screw Size #8 R.H.
Spare Brackets (Pr.): 1107000CHR

NOTE: The use of a safety line attached to the rod and reel is recommended, particularly when running or fishing with heavy duty rods and reels.

FIG. 1100 - FISHING ROD HOLDER SIDE MOUNT

CONSTRUCTION:

- CHROME PLATED BRASS TUBE & BRACKETS
- HARD BLACK PLASTIC LINER

FIG. 1100



ORDERING & TECH INFO

I.D. Tube Inches	O.D. Tube Inches	Length Overall Inches	Width Bracket Inches	Dealer Pkg. 5 Pkgs. 1 Pc. per Pkg.	Ship Wt. Carton Lbs. Dealer Pkg.
1-5/8	2	9	3	1100DP0CHR	6.3



Mounting Screw Size #8 R.H.
Spare Brackets (Pr.): 1107000CHR

NOTE: The use of a safety line attached to the rod and reel is recommended, particularly when running or fishing with heavy duty rods and reels.

FIG. 0404 - HEAVY DUTY FISHING ROD HOLDER SIDE MOUNT



FIG. 0404 #1



Size #1
Rounded Rod
Holder
Bottom

CONSTRUCTION:

- CHROME PLATED BRASS AND BRONZE

SIZE #1 WITH HARD BLACK PLASTIC LINER

SIZE #2 SOFT BLACK LIP & LINER

ORDERING & TECH INFO

I.D. Tube Inches	O.D. Tube Inches	Length Overall Inches	Width Bracket Inches	Dealer Pkg. - 5 Pkgs. 1 Pc. per Pkg.	Ship Wt. Carton Lbs. Dealer Pkg.
1-5/8	2	9	4-3/16	0404DP1CHR	10.5
1-7/8	2-1/4	11	4-3/4	0404DP2CHR*	3.3

Bolt Size 1/4"

* Dealer Pkg. - 1 card, 1 Pc. per card.

SPARE PARTS ORDERING INFORMATION

Bracket for Size No. 1: 040400199A

Bracket for Size No. 2: 040400299A

Liner with Lip and Tube for Size #2 See Fig. 0483DP2BLK on Page 234.



FIG. 0404 #2

NOTE: The use of a safety line attached to the rod and reel is recommended, particularly when running or fishing with heavy duty rods and reels.

FIG. 1104 - FISHING ROD HOLDER SIDE MOUNT

CONSTRUCTION:

- BLACK PLASTIC
- CHROME PLATED BRASS BRACKETS



FIG. 1104

ORDERING & TECH INFO

I.D. Tube Inches	O.D. Tube Inches	Length Overall Inches	Width Bracket Inches	Dealer Pkg. - 5 Pkgs. 1 Pc. per Pkg.	Ship Wt. Carton Lbs. Dealer Pkg.
1-5/8	2	9	3-1/4	1104DP0BLK	3.3

Mounting Screw Size #8 R.H.

Spare Brackets (Pr.): 1107000CHR

NOTE: The use of a safety line attached to the rod and reel is recommended, particularly when running or fishing with heavy duty rods and reels.

FIG. 1118 - CLAMP ON FISHING ROD HOLDER

CONSTRUCTION:

- CHROME PLATED BRASS AND BRONZE
- HARD BLACK PLASTIC LINER
- CLAMP-ON FEATURE ELIMINATES DRILLING RAIL AND SIMPLIFIES RELOCATION
- MOUNTS ON VERTICAL OR HORIZONTAL RAILS
- DP0 FITS RAILS 3/4 TO 1 INCH IN DIAMETER
 - Adjustable as Supplied for 7/8 to 1 Inch Rails
 - Adaptable to 3/4 Inch Rails by Reducing the Mounting Bolt Length
- DP2 FITS 1-1/4 INCH DIAMETER RAILS

ORDERING & TECH INFO

For Rail Size Diameter	I.D. Tube Inches	O.D. Tube Inches	Length Overall Inches	Dealer Pkg. 5 Pcs.	Ship Wt. Carton Lbs. Dealer Pkg.
3/4 to 1	1-5/8	2	9	1118DP0CHR	11.1
1-1/4	1-5/8	2	9	1118DP2CHR	10.5

SPARE PARTS ORDERING INFORMATION

Face Plate with Bolts: 111800099A
Intermediate Plate: 111800099B



FIG. 1118
FOR 3/4" TO 1"
DIA. RAILS

FIG. 1118DP2CHR
FOR 1-1/4" DIA. RAILS



Rounded Rod
Holder Bottom

NOTE: The use of a safety line attached to the rod and reel is recommended, particularly when running or fishing with heavy duty rods and reels.

FIG. 1215 - CLAMP ON FISHING ROD HOLDER

CONSTRUCTION:

- CHROME PLATED ZINC ALLOY
- POLISHED STAINLESS STEEL TUBE
- HARD BLACK PLASTIC LINER
- CLAMP-ON FEATURE ELIMINATES DRILLING RAIL AND SIMPLIFIES RELOCATION
- MOUNTS ON VERTICAL OR HORIZONTAL RAILS
- DP0 FITS RAILS 3/4 TO 1 INCH IN DIAMETER
 - Adjustable as Supplied for 7/8 to 1 Inch Rails
 - Adaptable to 3/4 Inch Rails by Reducing the Mounting Bolt Length
- DP2 FITS 1-1/4 INCH DIAMETER RAILS

ORDERING & TECH INFO

For Rail Size Diameter	I.D. Tube Inches	O.D. Tube Inches	Length Overall Inches	Dealer Pkg. 5 Pcs.	Ship Wt. Carton Lbs. Dealer Pkg.
3/4 to 1	1-5/8	2	9	1215DP0CHR	9.1
1-1/4	1-5/8	2	9	1215DP2CHR	8.7

SPARE PARTS ORDERING INFORMATION

Face Plate with Bolts: 1215DP099A
Intermediate Plate: 121500099B



FIG. 1215
FOR 3/4" TO 1"
DIA. RAILS

FIG. 1215DP2CHR
FOR 1-1/4" DIA. RAILS



Rounded Rod
Holder Bottom

NOTE: The use of a safety line attached to the rod and reel is recommended, particularly when running or fishing with heavy duty rods and reels.

FIG. 0449 - REMOVABLE FISHING ROD HOLDER




FIG. 0449

CONSTRUCTION:

- CHROME PLATED BRASS AND MANGANESE BRONZE
- SOFT BLACK LINER

DESIGNED FOR VERTICAL MOUNTING, THIS HOLDER IS EASILY REMOVED WHEN NOT IN USE, LEAVING NO PROJECTING HARDWARE

ORDERING & TECH INFO

I.D. Tube Inches	O.D. Tube Inches	Dimensions Bracket Inches	Dealer Pkg. - 1 Card 1 Pc. per Card	Ship Wt. Carton Lbs. Dealer Pkg.
1-5/8	2	4 x 3-3/4	0449DP0CHR	3.0

Screw Size #10.

SPARE PARTS ORDERING INFORMATION

Holder Only: 044900099A

Bracket Only: 044900099B

Liner with Lip and Tube: 0483DP1BLK

FIGS. 0480, 0481 & 0484 - CAP AND GASKET KITS



FIG. 0480

CONSTRUCTION:

- SOFT BLACK FLANGE GASKET WITH INTEGRAL FLIP-UP CAP
- SOFT BLACK LIP
- REPLACEMENT OR UPGRADE FOR OLDER HOLDERS

ORDERING & TECH INFO

To Fit Catalog Number	Dealer Pkg. - 5 Cards 1 Kit per Card	Ship Wt. Carton Lbs. Dealer Pkg.
0448DP1CHR	0480DP0BLK	1.4
1205DP0CHR	0480DP0BLK	1.4
0452DP0STS	0481DP0BLK	1.5
0447DP1CHR	0484DP0BLK	1.1

FIGS. 0482 & 0483 - LINERS, LIPS AND TUBES FOR FISHING ROD HOLDERS



FIG. 0482

FIG. 0483

Lip & Liner Cat. No.	Lip Only Cat. No.	Fits Rod Holders Listed Below						
		0448#1	0448D	0448#2	0452	1205	0449	0404#2
0482DP1BLK	0482DP199A	X	X		X	X		
0482DP2BLK	0482DP299A			X				
0483DP1BLK	0483DP199A						X	
0483DP2BLK	0483DP299A							X

ORDERING & TECH INFO

I.D. Inches	For Angled Flush Mount Complete Dealer Pkg. - 5 Cards 1 Set per Card	For All Others Complete Dealer Pkg. - 5 Cards 1 Set per Card	Spare Lip Only For Fig. 0482 Dealer Pkg. - 5 Cards 1 Pc. per Card	Spare Lip Only For Fig. 0483 Dealer Pkg. - 5 Cards 1 Pc. per Card
1-5/8	0482DP1BLK	0483DP1BLK	0482DP199A	0483DP199A
1-7/8	0482DP2BLK	0483DP2BLK	0482DP299A	0483DP299A



OUTRIGGER POLE HOLDERS

100th Year Anniversary Edition - 1907 to 2007



REMOVABLE TUBES LIFT AND TURN TO THREE POSITIONS: VERTICAL, FISHING AND LOWERED
 UNIVERSAL TUBES MAY BE USED ON EITHER SIDE
 SUPPLIED IN PAIRS CONSISTING OF TWO MOUNTS AND TWO TUBES

FIG. 0444 - SIDE MOUNT OUTRIGGER POLE HOLDERS

CONSTRUCTION:

- CHROME PLATED BRONZE BRACKETS
- SIZE 1 TUBES ARE POLISHED STAINLESS STEEL
- SIZE 2 TUBES ARE CHROME PLATED BRASS

ORDERING & TECH INFO

Holder Size No.	I.D. Tube Inches	O.D. Tube Inches	Dimensions Bracket Inches	Dealer Pkg. 5 Pkgs. 1 Pair per Pkg.	Standard Pkg. - 1 Pair	Ship Wt. Carton Lbs. DP/Std. Pkg.
1	1.120	1-1/4	4-1/2 x 3	0444DP1CHR	-----	20.3/--
2	1.500	1-5/8	6-1/2 x 4	-----	0444002CHR	--/8.4

Size 1 Bolt Size - 1/4" Size 2 Bolt Size - 5/16"

SPARE PARTS ORDERING INFORMATION

Bracket For Size No. 1: 0478001CHR Bracket For Size No. 2: 0478002CHR
 See Fig. 0451 for Outrigger Designations and Spare Tube Ordering.



FIG. 0444

FIG. 0451 - DECK MOUNT OUTRIGGER POLE HOLDERS

CONSTRUCTION:

- CHROME PLATED BRONZE PLATES
- SIZE 1 TUBES ARE POLISHED STAINLESS STEEL
- SIZE 2 TUBES ARE CHROME PLATED BRASS

ORDERING & TECH INFO

Holder Size No.	I.D. Tube Inches	O.D. Tube Inches	Dimensions Bracket Inches	Dealer Pkg. 5 Pkgs. 1 Pair per Pkg.	Standard Pkg. - 1 Pair	Ship Wt. Carton Lbs. DP/Std. Pkg.
1	1.120	1-1/4	5 x 2-1/2	0451DP1CHR	-----	39.5/--
2	1.500	1-5/8	6 x 3-1/2	-----	0451002CHR	--/10.9

Size 1 Bolt Size - 1/4" Size 2 Bolt Size - 5/16"

SPARE PARTS ORDERING INFORMATION

Tube Only For Figs. 0444 & 0451 Size 1: 0479DP1STS
 Tube Only For Figs. 0444 & 0451 Size 2: 0479002CHR
 Spare Plate Only for Size 1: 0474001CHR
 Spare Plate Only for Size 2: 0474002CHR

Size No. 1 For Use With Outrigger Poles: 0476015ALU and 1798015ALU
 Size No. 2 For Use With Outrigger Poles: 1798016ALU and 1798018ALU




FIG. 0451

FIG. 1314 - DECK MOUNT OUTRIGGER POLE HOLDERS

CONSTRUCTION:

- CHROME PLATED ZINC ALLOY PLATES
- STAINLESS STEEL TUBES

FOR USE WITH ALUMINUM OUTRIGGER POLES,
 1798015ALU AND 0476015ALU

ORDERING & TECH INFO

I.D. Tube Inches	O.D. Tube Inches	Dimensions Bracket Inches	Dealer Pkg. 5 Pkgs. 1 Pair per Pkg.	OEM Bulk Pkg. 10 Pair	Bolt Size Inches	Ship Wt. Carton Lbs. DP/OEM Bulk
1.120	1-1/4	5 x 2-1/2	1314DP0CHR	1314000CHR	1/4	21.9/39.5

SPARE PARTS ORDERING INFORMATION

Tube Only: 0479DP1STS
 Plate Only: 1320000CHR




FIG. 1314

FISHING EQUIPMENT

FIG. 0470 - OUTRIGGER POLE HOLDERS

CONSTRUCTION:

- STAINLESS STEEL MAIN TUBE
- CHROME PLATED BRASS YOKE TUBING AND BRONZE FITTINGS

A large knob on the sliding clamp provides ready adjustment for all fishing positions. A stainless steel drift pin in the sliding clamp is pulled to release the pole holder to a down and aft position. Features include a heavy swivel mounting base for easy installation on a horizontal or vertical surface. A stop collar (Fig. 0415) is included for presetting the desired fishing angle. Sturdy folding lay down hooks (Fig. 0410) are also included for supporting the outriggers in the down position. The mounting yokes may be installed in an inverted position, rather than that shown, to accommodate various installation requirements.

ORDERING & TECH INFO

Holder Size No.	I.D. Main Tube Inches	"A" Length Main Tube Inches	O.D. Main Tube Inches	Standard Pkg. - 1 Pair	"B" Yoke Width Inches	Ship Wt. Carton Lbs. Standard Pkg.	Bolt Size Inches
1	1.500	20	1-5/8	0470001CHR	11-3/4	23.2	1/4
2	1.900	20	2	0470002CHR	11-3/4	24.9	1/4
3	1.900	35	2	0470003CHR	24	34.7	1/4

Size No. 1 For Use With Outrigger Poles: 1798016ALU and 1798018ALU

Size No. 2 & 3 For Use With Outrigger Poles: 1798019ALU

FISHING EQUIPMENT




FIG. 0470

Sizes 1 and 2 feature a retaining bar on one mounting bracket (as illustrated) to hold the outrigger in the vertical position.

Size 3 features a standard hinged holding bracket (Fig. 0408) for quick release of the main tube.



FIG. 0408



FIG. 0410



FIG. 0415

SPARE PARTS ORDERING INFORMATION

Stop Collar for Size 1 Holder: 0415001CHR

Stop Collar for Sizes 2 and 3 Holders: 0415002CHR

Lay Down Hook for Size 1 Holder: 0410001CHR

Lay Down Hook for Sizes 2 and 3 Holders: 0410002CHR

Locking Bar Assembly with Stud: 040600099A

Knob for Sliding Clamp Assembly: 0401000CHR

FIG. 0445 - OUTRIGGER POLE HOLDERS

CONSTRUCTION:

- STAINLESS STEEL MAIN TUBE
- CHROME PLATED BRASS YOKE TUBING AND BRONZE FITTINGS

A large knob on the sliding clamp provides ready adjustment for all fishing positions. A stainless steel drift pin in the sliding clamp is pulled to release the pole holder to a down and aft position. Features include heavy bi-directional hinged mounting base for easy installation on a horizontal or vertical surface. A stop collar (Fig. 0415) is included for presetting the desired fishing angle. Sturdy folding lay down hooks (Fig. 0410) are also included for supporting the outriggers in the down position. The mounting yokes may be installed in an inverted position, rather than that shown, to accommodate various installation requirements.

ORDERING & TECH INFO

Holder Size No.	I.D. Main Tube Inches	"A" Length Main Tube Inches	O.D. Main Tube Inches	Standard Pkg. - 1 Pair	"B" Yoke Width Inches	Ship Wt. Carton Lbs. Standard Pkg.	Bolt Size Inches
1	1.500	20	1-5/8	0445001CHR	11-3/4	21.7	1/4
2	1.900	20	2	0445002CHR	11-3/4	23.7	1/4
3	1.900	35	2	0445003CHR	24	32.3	1/4

Size No. 1 For Use With Outrigger Poles: 1798016ALU and 1798018ALU

Size No. 2 & 3 For Use With Outrigger Poles: 1798019ALU

Sizes 1 and 2 feature a retaining bar on one mounting bracket (as illustrated) to hold the outrigger in the vertical position.

Size 3 features a standard hinged holding bracket (Fig. 0408) for quick release of the main tube.



FIG. 0408



FIG. 0410



FIG. 0415

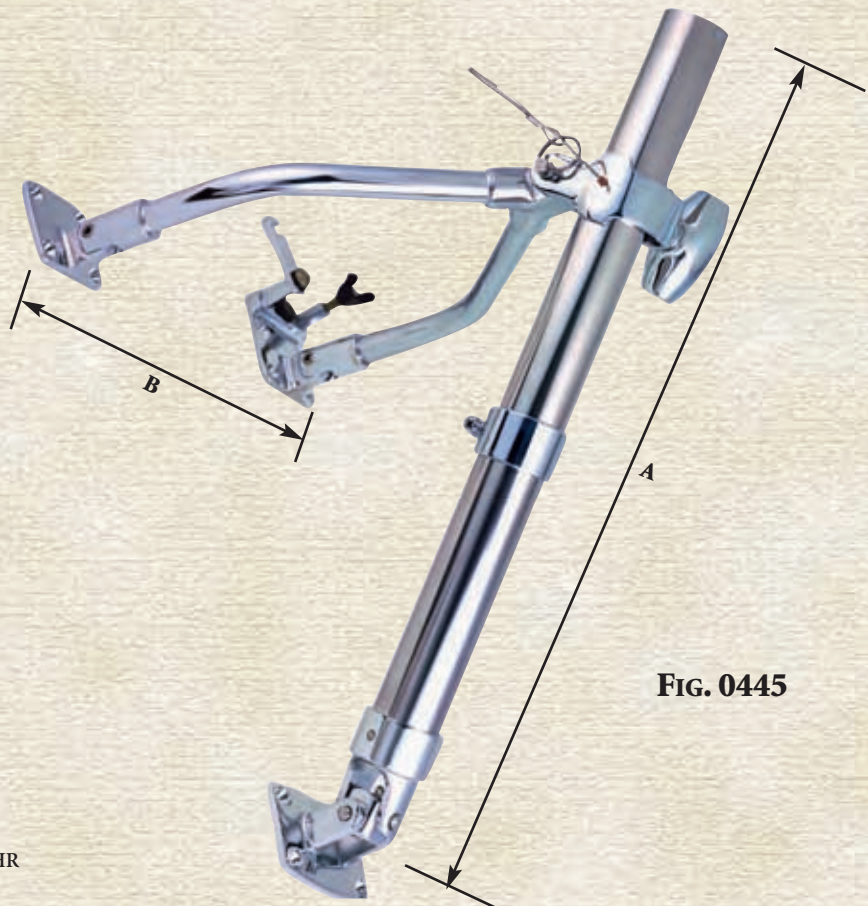


FIG. 0445

SPARE PARTS ORDERING INFORMATION

Stop Collar for Size 1 Holder: 0415001CHR

Stop Collar for Sizes 2 and 3 Holders: 0415002CHR

Lay Down Hook for Size 1 Holder: 0410001CHR

Lay Down Hook for Sizes 2 and 3 Holders: 0410002CHR

Locking Bar Assembly with Stud: 040600099A

Knob for Sliding Clamp Assembly: 0401000CHR

FIG. 1798 - OUTRIGGER POLES

CONSTRUCTION:

- SILVER ANODIZED ALUMINUM WITH BLACK PLASTIC INSULATED BASE

All Sizes Have Standard Line Guides (Fig. 0468),
and Roller Tip Line Guides (Fig. 0471)

Heavy Duty Poles For Rough Water Use.

Sizes 15 Through 19 Have Sections Threaded For Easy Assembly

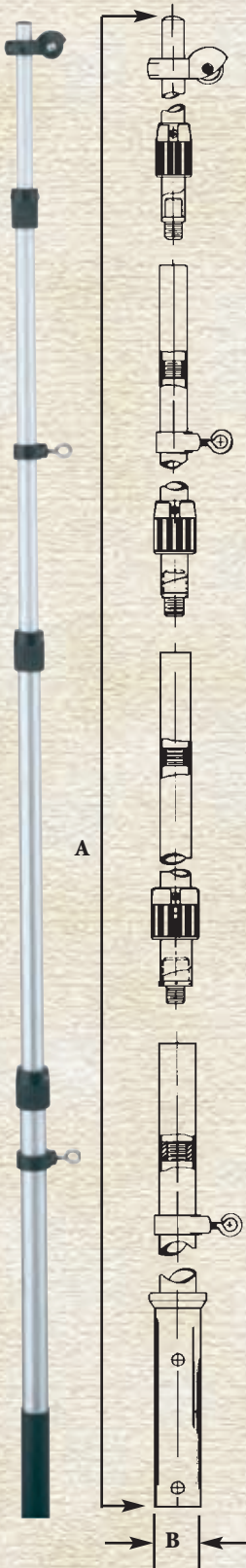


FIG. 1798



FIG. 1714

ORDERING & TECH INFO

"A" Length Overall Feet	"B" Base Diameter Inches	Number Of Sections	Standard Pkg. 1 Pair Cat. No.	Single Pole Only Cat. No.	Ship Wt. Carton Lbs. Std. Pkg.
15	1.120	4	1798015ALU	179801599A	8.2
15	1.500	4	1798016ALU	179801699A	10.7
18-2/3	1.500	5	1798018ALU	179801899A	14.2
18-2/3	1.900	5	1798019ALU	179801999A	14.9

FIG. 1714 - SPREADERS

CONSTRUCTION:

- ANODIZED ALUMINUM, SILVER FINISH
- SPREADER ARMS AND EYE BANDS

Designed For Use With Our Aluminum
Outrigger Poles When Maximum Rigidity is Desired

Spreaders Are Suggested For Use On
18 and 19 Foot Outrigger Poles

Supplied in Pairs, Consisting of Spreaders,
Stainless Steel Cable, Eye Bands and Turnbuckles

ORDERING & TECH INFO

For Use With Outrigger Poles Catalog Numbers	Silver Single Spreaders Standard Pkg. - 1 Pair	Ship Wt. Carton Lbs. Standard Package
1798018ALU	1714018	4.5
1798019ALU	1714018	4.5

FIG. 0476 - 15' OUTRIGGER POLE KIT

CONSTRUCTION:

- ALUMINUM

One Pair of Fig. No. 1798015 Aluminum Poles, Guides and Clips Included.

For Use With Fig. Nos. 0444DP1CHR, 0451DP1CHR and 1314DP0CHR Holders

Example of Assembled Outrigger Pole



Line Clip



Roller Tip Line Guide



Threaded Section



Line Guide

ORDERING & TECH INFO

Open Length Overall Feet	O.D. Base Inches	Number of Sections	Standard Pkg. 1 Kit per Box	Ship Wt. Carton Lbs. Standard Pkg.
15	1.120	4	0476015ALU	8.4

SPARE PARTS ORDERING INFORMATION

Pole Only: 179801599A.

FIG. 0476

FIG. 0471 - OUTRIGGER POLE ROLLER TIP LINE GUIDES

CONSTRUCTION:

- HIGH IMPACT BLACK PLASTIC
- 7/8 INCH O.D. NYLON SHEAVE

ORDERING & TECH INFO

I.D. Body Inches	For Use With Outrigger Poles Size	Maximum Rope Size Inches	Dealer Pkg. 5 Cards 1 Pair per Card	Ship Wt. Carton Lbs. Dealer Pkg.
9/16	-----	1/4	0471DP1BLK	0.8
5/8	1798015	1/4	0471DP2BLK	0.8
3/4	1798016 thru 019	1/4	0471DP3BLK	0.8




FIG. 0471

FIG. 0468 - OUTRIGGER POLE LINE GUIDES

CONSTRUCTION:

- HIGH IMPACT BLACK PLASTIC
- 3/8 INCH I.D. STAINLESS STEEL EYE

ORDERING & TECH INFO

I.D. Body Inches	Dealer Pkg. - 5 Cards 2 Pcs. per Card	Ship Wt. Carton Lbs. Dealer Pkg.
9/16	0468DP1BLK	0.5
5/8	0468DP2BLK	0.4
3/4	0468DP3BLK	0.5
1	0468DP4BLK	0.7
1-3/16	0468DP5BLK	0.7
1-5/8	0468DP6BLK	0.7



FIG. 0468

FIG. 0469 - OUTRIGGER TROLLING PIN OR CLIP

CONSTRUCTION:

- HIGH IMPACT BLACK PLASTIC
- STAINLESS STEEL EYES AND SPRING

ORDERING & TECH INFO

Dimensions Inches	Dealer Pkg. - 5 Cards 2 Pcs. per Card	Ship Wt. Carton Lbs. Dealer Pkg.
2-3/4 x 1-3/8	0469DP0BLK	1.5



FIG. 0469



THE CAMO LINE

Perko's CAMO line of products is designed with the boating hunter and wildlife photographer in mind. We've selected our most popular small boat products and changed their finish to reduce shine and reflections.

Metal parts are powder coated flat tan using our PERKO•KOTE technique, which increases their corrosion resistance. Plastic parts are molded from virgin materials in approximately the same flat tan color. The color and finish used on our CAMO line products is designed to blend with a variety of popular camo colors and patterns used on boats, blinds and stands.

The list of products includes navigation lights, many of which are designed for mounting on small aluminum boats, hinges, handles, hasps, hatch locks, oarlocks and sockets.

All CAMO line retail products are packaged in Perko CAMO line packaging. These packages are different in color from the standard Perko DP packages. They do, however, retain much of the traditional Perko look. Many CAMO line parts are also available bulk packaged for OEM use.



CAMO LINE



Two prepackaged assortments of CAMO line products are available to make it easy to select items. A Coastal Assortment includes items used more often around salt-water marsh areas. An Inland Assortment includes items used more often around rivers and lakes.



CAMO LINE NAVIGATION LIGHTS

100th Year Anniversary Edition - 1907 to 2007



CERTIFIED FOR USE ON POWER DRIVEN VESSELS UNDER 12 METERS (39.4 FT.) IN LENGTH

Bi-Color Lights & Side Lights



FIG. 0227



FIG. 0227 - BI-COLOR LIGHT

- CAMO FINISH POWDER COATED ZINC ALLOY TOP WITH CAMO FINISH PLASTIC BASE
- 12 VOLT BULBS INCLUDED




FIG. 1612 - REMOVABLE BI-COLOR POLE LIGHT

- CAMO FINISH PLASTIC TOP
- WATERPROOF COVER FOR BASE
- CAMO FINISH POWDER COATED BRASS AND CAMO FINISH PLASTIC BASE
- 3/4 INCH DIAMETER CAMO FINISH POWDER COATED ALUMINUM TUBE WITH LOCKING COLLAR
- 12 VOLT BULBS INCLUDED



FIG. 1612

FIG. 0228 - HORIZONTAL MOUNT SIDE LIGHTS

- CAMO FINISH POWDER COATED ZINC ALLOY TOP WITH CAMO FINISH PLASTIC BASE
- RED AND GREEN LENSES
- 12 VOLT BULBS INCLUDED



FIG. 0228



FIG. 0254 - VERTICAL MOUNT SIDE LIGHTS

- CAMO FINISH POWDER COATED BRONZE TOP AND CAMO FINISH PLASTIC BASE
- RED AND GREEN LENSES
- 12 VOLT BULBS INCLUDED



FIG. 0254





ORDERING INFORMATION

Bi Color Lights

Length Inches	Width Inches	Vertical Height Inches	Dealer Pkg. 5 Cards 1 Pc. per Card	OEM Bulk Pkg. 50 Pcs.	Screw Size	Ship Wt. Carton Lbs. DP/OEM Bulk
3-1/4	2-5/16	5/8	0227DP0CAM	0227000CAM	8	1.8/15.1
Pole Light and Base	Vertical Height Inches	O.D. Base Inches	Dealer Pkg. 5 Cards 1 Pc. per Card	OEM Bulk Pkg. 50 Pcs.	Screw Size	Ship Wt. Carton Lbs. DP/OEM Bulk
Pole & Base	9-13/16	2-1/4	1612DP0CAM	1612000CAM	8	4.0/20.4
Pole only	9-13/16	----	1612DPC99A	161200C99A	---	3.4/11.4
Base only	----	2-1/4	1045PDPCAM	1045P00CAM	8	1.8/9.0

Side lights

Length Inches	Width Inches	Vertical Height Inches	Dealer Pkg. 5 Cards 1 Pr. per Card	OEM Bulk Pkg. 25 Prs.	Screw Size	Ship Wt. Carton Lbs. DP/OEM Bulk
3-1/4	2-5/16	5/8	0228DP0CAM	0228000CAM	8	3.5/15.1
Length Inches	Width Inches	Projection Overall Inches	Dealer Pkg. 5 Cards 1 Pair per Card	Screw Size	Ship Wt. Carton Lbs. Dealer Pkg.	
3-1/2	2-1/4	7/8	0254CAMDP1	8	3.2	



CERTIFIED FOR USE ON POWER DRIVEN VESSELS UNDER 12 METERS (39.4 FT.) IN LENGTH



White All-Round Pole Lights, Bases & Accessories



POLE LIGHT CONSTRUCTION:

- WHITE TRANSLUCENT GLOBE WITH CAMO FINISH PLASTIC TOP
- 3/4 INCH DIA. CAMO FINISH POWDER COATED ALUMINUM TUBE
- WATER PROOF COVER FOR BASE
- 12 VOLT BULB INCLUDED

FIG. 1131- VERTICAL MOUNT, STOW-A-WAY PLUG-IN TYPE

- CAMO FINISH ZINC ALLOY MOUNTING BRACKET
- SCREW COLLAR ON POLE
- PLASTIC ADAPTER FOR FLAT OR "V" TYPE 45 DEGREE WINDSHIELDS

FIG. 1631 - HORIZ. MT. STOW-A-WAY PLUG-IN TYPE

- CAMO FINISH POWDER COATED BRASS AND CAMO FINISH PLASTIC BASE
- LOCKING COLLAR ON POLE

FIG. 1400 - UNIVERSAL REPLACEMENT ALL-ROUND LIGHT

- BASE NOT INCLUDED
- 12 VOLT BULB INCLUDED
- SELECTIVE USE OF SCREW HOLES AND/OR COLLAR ALLOW FOR USE IN MULTIPLE APPLICATIONS

FIG. 1045



FIG. 1123



FIG. 1123 - REPLACEMENT BASE HORIZONTAL MT.

- WATERPROOF SCREW-ON CAP WITH PLASTIC ADAPTER FOR "V" OR FLAT MOUNT

FIG. 1045 - REPLACEMENT BASE VERTICAL MT.



- CAMO FINISH POWDER COATED BRASS AND CAMO FINISH PLASTIC BASE

FIG. 0477 - POLE STORAGE CLIPS

- SOFT BLACK PLASTIC, U.V. STABILIZED
- FITS 3/4 INCH DIAMETER TUBING

ORDERING INFORMATION

Pole & Base Combination					
Vertical Ht. Inches	Dealer Pkg. - 5 Cards 1 Pc. per Card	OEM Bulk Pkg. 50 Pcs.	Screw Size	Ship Wt. Carton Lbs. DP/OEM Bulk	
42	1131DP5CAM	-----	8	6.9/---	
42	1631DP5CAM	1631005CAM	8	6.0/39.5	
Pole Only					
Approx. Length Inches	Dealer Pkg. 10 Cards 1 Pc. per Card	OEM Bulk Pkg. 50 Pcs.	Ship Wt. Carton Lbs. DP/OEM Bulk		
42	1400DP5CAM	1400005CAM	8.7/30.5		
Bases Only					
Dimensions Base Inches	Dimensions Bracket Inches	Dealer Pkg. 5 Cards 1 Pc. per Card	OEM Bulk Pkg. 50 Pcs.	Tube Angle Degrees	Ship Wt. Carton Lbs. DP/OEM Bulk
2-1/4 O.D.	----	1045DP5CAM	1045P00CAM	0	1.8/8.9
----	3/4 x 2-1/4	1123DP2CAM	-----	---	2.3
Pole Storage Clips					
For Pole O.D. Inches	Dimensions Inches	Dealer Pkg. 10 Cards 1 Pair per Card	Screw Size	Ship Wt. Carton Lbs. Dealer Pkg.	
3/4	3/4 x 2-1/4 x 1-5/8	0477DP0CAM	10 P.H.	1.4	



CAMO LINE



CAMO LINE UTILITY LIGHTS, PULL & FLUSH LOCK

100th Year Anniversary Edition - 1907 to 2007



Utility Lights & Flush Pull




FIG. 0137
INCANDESCENT



FIG. 0145
L.E.D.

FIG. 0137 - SURFACE MOUNT INCANDESCENT UTILITY LIGHT

FIG. 0145 - SURFACE MOUNT L.E.D. UTILITY LIGHT

- MOLDED WHITE OR CAMO FINISH PLASTIC COVER
- 12 VOLT INCANDESCENT BULB OR L.E.D.
- L.E.D. HAS LOW DRAIN FOR BATTERY OPERATION

FIG. 1016



FIG. 1016 - FLUSH PULL


- CAMO FINISH PLASTIC

Easily Installs in a 1-3/4 Inch Diameter Hole



ORDERING INFORMATION

Utility Lights		Dimensions Inches	Dealer Pkg. 10 Cards 1 Pc. per Card	Screw Size	Ship Wt. Carton Lbs. Dealer Pkg.		
Light Type							
Incandescent		1-7/8 x 9/16	0137DP0CAM	8	0.4		
L.E.D.		1-7/8 x 9/16	0145DP0CAM	8	0.4		
Flush Pull		Dimensions Face Plate Inches	Depth Inches	Dealer Pkg. 10 Cards 1 Pc. per Card	OEM Bulk Pkg. 100 Pcs.	Screw Size	Ship Wt. Carton Lbs. DP/OEM Bulk
		2-1/4 x 2-1/4	15/16	1016DP0CAM	1016000CAM	6	0.5/4.7



T-Handle Flush Lock

FIG. 1091 - FLUSH LOCK WITH 2 KEYS FOR SMOOTH AND CARPETED SURFACES (GASKET INCLUDED FOR SMOOTH SURFACE APPLICATIONS)

FIG. 1091


- CAMO FINISH PLASTIC BODY WITH CAMO FINISH POWDER COATED T-HANDLE
- STAINLESS STEEL STEM
- OFFSET CAM BAR

Easily Installs in a 2-1/2 Inch Diameter Hole For Mounting Surfaces 1/8 to 3/4 Inches Thick



ORDERING INFORMATION

Type	Adjustment Cam Bar Inches	Diameter Face Plate Inches	Dealer Pkg. 5 Cards 1 Pc. per Card	OEM Bulk Pkg. 25 Pcs.	Ship Wt. Carton Lbs. DP/OEM Bulk
Lock	3/4 to 2-3/8	3"	1091DP1CAM	1091001CAM	4.0/15.5



CAMO LINE



Cleats, Handles, Hinges & Hasps

FIG. 1188 - OPEN BASE CLEAT

- CAMO FINISH POWDER COATED ZINC ALLOY



FIG. 1188

FIG. 1222 - HANDLE

- CAMO FINISH ZINC ALLOY




FIG. 1222

FIG. 1234 - BOW HANDLE

- CAMO FINISH ZINC ALLOY



FIG. 1234



FIG. 1293 - BUTT HINGE

- CAMO FINISH POWDER COATED ZINC ALLOY
- REMOVABLE PIN



FIG. 1293

FIG. 1198

FIG. 1198- HASP CONSTRUCTION

- CAMO FINISH POWDER COATED ZINC ALLOY



ORDERING INFORMATION

Cleat						
Length Overall Inches	Dimensions Base Inches	Max. Rope Size Inches	Dealer Pkg. 5 Cards 1 Pc. per Card	OEM Bulk Pkg. 50 Pcs.	Screw Size	Ship Wt. Carton Lbs. DP/OEM Bulk
4	2-1/8 x 1-1/2	5/16	1188DP4CAM	1188004CAM	10	1.8/15.1
Hinge						
Height Pin Inches	Width Open Inches	No. of Holes	Dealer Pkg. 5 Cards 1 Pair per Card	OEM Bulk Pkg. 25 Pairs	Screw Size	Ship Wt. Carton Lbs. DP/OEM Bulk
2	2	4	1293DP4CAM	1293004CAM	8	1.5/13.0
Hasp						
Length Closed Inches	Width Inches	Padlock Clearance Inches	Dealer Pkg. 10 Cards 1 Pc. per Card	OEM Bulk Pkg. 25 Pcs.	Screw Size	Ship Wt. Carton Lbs. DP/OEM Bulk
3	1	1/4	1198DP2CAM	1198002CAM	6	1.8/3.4
Handles						
Length Overall Inches	Length Inside Inches	Height Inside Inches	Dealer Pkg. 5 Cards 1 Pc. per Card	OEM Bulk Pkg. 50 Pcs.	Screw Size	Ship Wt. Carton Lbs. DP/OEM Bulk
6	3-1/2	1-5/16	1222DP0CAM	1222000CAM	1/4	1.8/19.3
Length Overall Inches	Height Above Deck Inches	Dealer Pkg. 5 Cards 1 Pc. per Card	OEM Bulk Pkg. 50 Pcs.	Screw Size	Ship Wt. Carton Lbs. DP/OEM Bulk	
6-1/2	2	1234DP0CAM	1234000CAM	8	2.8/18.6	





Oarlocks & Sockets




FIG. 1185

**FIG. 1185- TOP MOUNT
OARLOCK SOCKETS**

- CAMO FINISH POWDER COATED ZINC ALLOY
- FOR USE WITH FIG. 1262 OARLOCK HORNS




FIG. 1186



**FIG. 1186 - EDGE MOUNT
OARLOCK SOCKETS**

- CAMO FINISH POWDER COATED ZINC ALLOY
- FOR USE WITH FIG. 1262 OARLOCK HORNS



FIG. 1262

**FIG. 1262 - RIBBED TYPE
OARLOCK HORNS**

- CAMO FINISH POWDER COATED ZINC ALLOY


ORDERING INFORMATION

Oarlocks

O.D. Shank Inches	Length Shank Inches	Between Horns Inches	Dealer Pkg. 10 Cards 1 Pair per Card	OEM Bulk Pkg. 50 Pairs	Ship Wt. Carton Lbs. DP/OEM Bulk
1/2	1-3/4	1-3/4	1262DP0CAM	1262000CAM	6.0/22.5

Sockets

Length Inches	Width Inches	Depth Inches	Dealer Pkg. 10 Cards 1 Pair per Card	OEM Bulk Pkg. 50 Pairs	Ship Wt. Carton Lbs. DP/OEM Bulk
2-7/8	1-1/8	1-1/8	1185DP0CAM	1185000CAM	4.0/17.5
4	7/8	1-1/8	1186DP0CAM	1186000CAM	7.1/25.5



CAMO LINE



2" Fuel Fills



Circa 1965



Stern Lights

In the early 1960's, a new alloy appeared. First used on large racing sailboats, the new material's high strength to weight ratio coupled with superb corrosion resistance made it an attractive alloy for use on boats. The new alloy was trademarked with the name Marinium® shortly after its introduction to the marine market and quickly evolved into a popular line of power boat deck hardware. The line included cleats, chocks, hinges, deck fills, rod holders and navigation lights.

For many years Marinium® was the choice material for numerous quality boat builders. But with the technology that existed in the 1970's and 1980's, Marinium® proved to be a difficult alloy to manufacture. Internal rejection rates were high. Attempts to reduce costs only compounded the rework problem. Eventually, in the early 1990's, production of Marinium® marine hardware and lights ended. The industry lost access to perhaps the greatest marine alloy ever...until now!

Using modern technology and casting techniques unavailable to manufacturers decades ago, Marinium® has finally been perfected. The high strength to weight ratios and unparalleled corrosion resistance sought after for decades by quality builders is again available, this time with Perko® reliability and quality.

- **Corrosion Resistance** - Equal to or better than any common marine alloy.
- **Strength/Weight Ratio** - Highest of any common marine alloy.
- **Weight** - Approximately 1/3rd the weight of most marine grade alloys.
- **Finish** - Satin "Marinized" and Chrome Plated.
- **Broad Product Families** - Virtually anything we make in bronze can be made in Marinium.



2" Fuel Fills



Circa 2006



Stern Lights

MARINIUM - THE MARINE ALLOY



NAVIGATION LIGHTS

100th Year Anniversary Edition - 1907 to 2007



FIG. 0390 HEAVY DUTY WHITE ALL-ROUND POLE LIGHT

FIG. 0391 HEAVY DUTY POLE LIGHT BASE

**CERTIFIED FOR USE ON POWER DRIVEN VESSELS
UNDER 20 METERS (65.6 FT.) IN LENGTH**

CONSTRUCTION POLE:

- MARINIUM ALLOY TOP WITH CLEAR FRESNEL GLOBE
- 7/8 INCH DIAMETER ANODIZED ALUMINUM TUBE
- REQUIRES 2 PIN MOUNTING BASE

CONSTRUCTION BASE:

- MARINIUM ALLOY
- BLACK PLASTIC CAP

CERTIFICATIONS:

- USCG 2nm
- CE

Actual Sizes



Traditional
3/4" Dia. Pole

New 33% Thicker Wall
Marinium System
7/8" Pole

FIG. 0390



FIG. 0391

FIG. 0390 POLE ORDERING INFO

Pole Length Inches	Dealer Pkg. 5 Cards 1 Pc. per Card	OEM Bulk Pkg. 10 Pcs.	Ship Wt. Carton Lbs. DP/OEM Bulk
48	0390DP6MAR	0390006MAR	2.5/5.0
54	0390DP7MAR	0390007MAR	3.0/6.0
60	0390DP8MAR	0390008MAR	3.5/7.0

TECH INFO

- 12 Volt
- Pole Rake: 0°
- 0390**
- Threaded Collar
- Fits Base: 0391 (2-Pin)
- 0391**
- O.D. Base: 2-3/8"
- Screw Size: #8

FIG. 0391 BASE ORDERING INFO

----	0391DP0MAR	0391000MAR	1.4/3.0
------	------------	------------	---------

SPARE PARTS ORDERING INFORMATION

Cap for Base: 0391DP0BLK.
Globe : 0248DP0CLR. Bulbs: (2 per card): 0337011DP.

MARINIUM - THE MARINE ALLOY

FIGS. 0939 & 0946 STERN LIGHTS - CERTIFIED FOR USE ON SAIL OR POWER DRIVEN VESSELS UNDER 20 METERS (65.6 FT.) IN LENGTH

CONSTRUCTION:

- MARINIUM ALLOY WITH BLACK PLASTIC BASE
- FIG. 0939 FLUSH MOUNT

CERTIFICATIONS:

- USCG 2nm
- CE

FIGS. 0939 & 0946 ORDERING INFO

Dealer Pkg. 5 Cards 1 Pc. per Card	OEM Bulk Pkg. 10 Pcs.	Ship Wt. Carton Lbs. DP/OEM Bulk
0939DP1MAR	0939001MAR	1.8/3.9
0946DP1MAR	0946001MAR	1.1/2.1

0939 TECH INFO

- Bulb: 12 Volt (Included)
- Dimensions: 5-3/16" x 3-3/8"
- Depth: 1-1/2"
- Screw Size: #8



FIG. 0939
Vertical Mount

SPARE PARTS ORDERING INFORMATION

Bulbs (2 per card): 0070DP0CLR.

- Fig. 0939 Socket Assembly: 0939DP199A.
- Fig. 0946 Socket Assembly: 0946DP199B.
- Fig. 0939 Lens with Gasket: 0284DP0CLR.
- Fig. 0946 Lens with Gasket: 0946DP099A.
- Fig. 0939 Mounting Flange: 093900099M.
- Fig. 0946 Mounting Flange: 094600099M.

0946 TECH INFO

- Bulb: 12 Volt (Included)
- O.D.: 3"
- Depth: 1"
- Screw Size: #8



FIG. 0946
Vertical Mount

CERTIFICATIONS:

- Side Lights
- 0170 - USCG 2nm Masthead Light
- 0170 - USCG 3nm
- CE

COMPLEMENTARY NAVIGATION LIGHTS

FIG. 0170 SERIES - CERTIFIED FOR USE ON SAIL OR POWER DRIVEN VESSELS UNDER 20 METERS (65.6 FT.) IN LENGTH (12V OR 24V)

CONSTRUCTION:

- ALL WHITE PLASTIC
- 12 OR 24 VOLT BULB INCLUDED



FIG. 0170WSD
GREEN SIDE



FIG. 0170WPO
RED SIDE



FIG. 0170WMO
MASTHEAD

0170 TECH INFO

Ht. Overall Inches	Proj. Overall Inches	Width Inches	Screw Size	Ship Wt. Carton Lbs. Std. Pkg./DP
3-5/8	2-1/2	4-1/8	10	0.5/2.3

ORDERING INFORMATION - 0170 SERIES 12 & 24 VOLT

Description	Visibility Arc	12 Volt	12 Volt	24 Volt	24 Volt	Visibility Miles
		Dealer Pkg. - 5 Cards 1 Pc. per Card	Std. Pkg. 1 Pc.	Dealer Pkg. - 5 Cards 1 Pc. per Card	Std. Pkg. 1 Pc.	
Red Side Light	112-1/2°	0170WP0DP1	0170WP012V	0170WP0DP2	0170WP024V	2
Green Side Light	112-1/2°	0170WSDDP1	0170WSD12V	0170WSDDP2	0170WSD24V	2
White Masthead Light	225°	0170WM0DP1	0170WM012V	0170WM0DP2	0170WM024V	3

MARINIUM - THE MARINE ALLOY

CERTIFICATION:

- CE



FIG. 0555

COURTESY LIGHTS

FIG. 0555 - SURFACE MOUNT DOME LIGHT

CONSTRUCTION:

- MARINIUM ALLOY
- FOR SYSTEMS UP TO 50 VOLTS
- TWIN DOUBLE CONTACT BAYONET SOCKETS
- TOGGLE SWITCH, BULBS NOT INCLUDED
- WILL ACCOMMODATE BULBS UP TO 20 WATTS EACH

ORDERING & TECH INFO

O.D. Globe Inches	O.D. Base Inches	Depth Inches	Standard Pkg. - 1 Pc.	Screw Size	Ship Wt. Carton Lbs. Standard Pkg.
6	7-7/8	3-1/8	0555000MAR	8	3.7

SPARE PARTS ORDERING INFORMATION

Switch: 0514DP. Globe: 0257DP6. Socket: 0276000.
Refer to Page 117 for Bulb Selection.

CERTIFICATION:

- CE



FIG. 1146

FIG. 1146 - "REDUCED GLARE" DESIGN COCKPIT LIGHT

CONSTRUCTION:

- MARINIUM ALLOY WITH BLACK PLASTIC BASE
- 12, 24 OR 32 VOLT BULB INCLUDED
- DESIGNED TO DIRECT 80% OF THE LIGHT DOWNWARD

ORDERING INFO

Voltage	Dealer Pkg.	OEM Bulk	Ship Wt.
	5 Cards 1 Pc. per Card	Package 25 Pcs.	Carton Lbs. DP/OEM Bulk
12	1146DP1MAR	1146001MAR	1.0/4.1
24	1146DP2MAR	1146002MAR	1.0/4.1
32	1146DP3MAR	1146003MAR	1.0/4.1

TECH INFO

12, 24 or 32 Volt
O.D. Overall: 3"
Depth: 1"
Installs in 2-1/8" Dia. Hole
Screw Size: #8

SPARE PARTS ORDERING INFORMATION

12 Volt Bulbs (2 Per Card): 0070DP0CLR. Socket Assembly: 114600099B.
24 Volt Bulbs (2 Per Card): 0067DP1CLR. Lens with Gasket: 1146DP099A.
32 Volt Bulbs (2 Per Card): 0070DP2CLR. Mounting Flange: 094600099C



CLEATS, CHOCKS, FLUSH HATCH DOG & LIFTING HANDLE

100th Year Anniversary Edition - 1907 to 2007



FIG. 0572 - OPEN BASE CLEAT

CONSTRUCTION:

- MARINIUM ALLOY

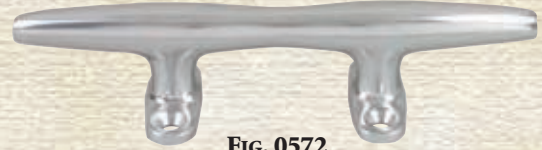


FIG. 0572

ORDERING & TECH INFO

Length Overall	Dimensions Base	Max. Rope Size	Dealer Pkg. 5 Cards	Standard Package - 1 Pc.	OEM Bulk Pkg. 10 Pcs.	Screw Size	Ship Wt. Carton Lbs. DP/Std. Pkg./OEM Bulk
Inches	Inches	Inches	1 Pc. per Card				
8	4 x 2-1/4	3/4	0572DP8MAR	-----	0572008MAR	1/4	5.3/--/8.8
10	5-1/16 x 2-13/16	7/8	-----	0572010MAR	-----	5/16	--/1.5/--
12	6-1/16 x 2-7/8	1	-----	0572012MAR	-----	5/16	--/2.1/--
15	7-3/8 x 3-5/8	1-1/2	-----	0572015MAR	-----	3/8	--/5.5/--

FIG. 0119 - STRAIGHT CHOCK

CONSTRUCTION:

- MARINIUM ALLOY



FIG. 0119

ORDERING & TECH INFO

Max. Rope Size	Length Overall	Width	Dealer Pkg. 5 Cards	OEM Bulk Pkg. 5 Pcs.	Screw Size	Ship Wt. Carton Lbs. DP/OEM Bulk
Inches	Inches	Inches	1 Pc. per Card			
3/4	4	7/8	0119DP4MAR	0119004MAR	8	1.5/1.5
1	6	1-1/8	0119DP6MAR	0119006MAR	12	2.6/2.6

FIG. 0777 - RECTANGULAR FLANGE FLUSH HATCH DOG

CONSTRUCTION:

- MARINIUM ALLOY
- STAINLESS STEEL LOCK NUTS
- FLUSH STRIKE
- O-RING SEALS FOR WATER RESISTANCE
- DOES NOT RATTLE WHEN "DOGGED" DOWN




FIG. 0777 #0 CAM BAR

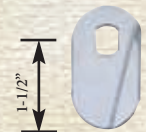


FIG. 0777 #1 CAM BAR

FIG. 0777 SHOWN WITH #0 CAM BAR

For Securely "Dogging" (Fastening) Deck Hatches

ORDERING & TECH INFO

Cam Bar Length	Max. Hatch Thickness	Adjustment Cam Bar	Dimensions Face Plate	Standard Pkg. - 1 Pc. OEM Pkg. - 5 Pcs.	Screw Size	Ship Wt. Carton Lbs. Std. Pkg.
Inches	Inches	Inches	Inches			
15/16	2	1-1/4 to 2	3-13/16 x 3	0777000MAR	8	0.9
1-1/2	2	1-1/4 to 2	3-13/16 x 3	0777001MAR	8	0.9
3	2	1-1/4 to 2	3-13/16 x 3	0777002MAR	8	0.9

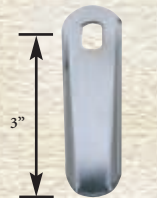


FIG. 0777 #2 CAM BAR

FIG. 0776 - FLUSH LIFTING HANDLE

CONSTRUCTION:

- CHROME PLATED BRONZE
- Size No. 2 (Not Shown) Has All Mounting Holes at Corners

ORDERING & TECH INFO

Dimensions Face Plate	Dimensions Inside Handle	Dealer Pkg. 5 Cards	OEM Bulk Pkg. 25 Pcs.	Screw Size	Ship Wt. Carton Lbs. DP/OEM Bulk
Inches	Inches	1 Pc. per Card			
3 x 2-1/4	1-7/8 x 1	0776DP1MAR	0776001MAR	8	1.3/5.5
3-3/4 x 2-3/4	2-3/16 x 1-3/16	0776DP2MAR	0776002MAR	8	1.9/8.1



FIG. 0776

MARINIUM - THE MARINE ALLOY

FIG. 0579 - ANGLED VENTED FUEL FILL FOR 2 INCH HOSE

PATENT No. 5,275,213

CONSTRUCTION:

- MARINIUM ALLOY
- INTEGRAL TANK VENT WITH FLAME ARRESTOR
- ANGLED NECK
- FIG. NO. 1247 DECK PLATE KEY, O-RING AND INTEGRAL RETAINER ON CAP INCLUDED
- GROUND WIRE REQUIRED



FIG. 0579

ORDERING INFO			TECH INFO
Marked For:	OEM Bulk Pkg. 5 Pcs.	Ship Wt. Carton Lbs.	For Fuel Hose: 2" For Vent Hose: 5/8" Length of Neck: 4-3/4" Screw Size: #8
	Std. Pkg. - 1 Pc.	Std. Pkg./OEM Bulk	
Gas	0579G00MAR*	1.2/12.9	
Diesel	0579D00MAR	1.2/12.9	

FIG. 0577 - VENTED FUEL FILL FOR 2 INCH HOSE

PATENT No. 5,275,213

CONSTRUCTION:

- MARINIUM ALLOY
- INTEGRAL TANK VENT WITH FLAME ARRESTOR
- FIG. NO. 1247 DECK PLATE KEY, O-RING AND INTEGRAL RETAINER ON CAP INCLUDED
- GROUND WIRE REQUIRED



FIG. 0577

ORDERING INFO			TECH INFO
Marked For:	OEM Bulk Pkg. 5 Pcs.	Ship Wt. Carton Lbs.	For Fuel Hose: 2" For Vent Hose: 5/8" Length of Neck: 3-5/8" Screw Size: #8
	Std. Pkg. - 1 Pc.	Std. Pkg./OEM Bulk	
Gas	0577G00MAR*	1.2/12.9	
Diesel	0577D00MAR	1.2/12.9	

*NOTE: These Items Meet the Requirements of U.S.C.G. Safety Standards, January 31, 1977, for Gasoline Fuel Systems, 33 CFR 183.



MARINIUM FILLS

100th Year Anniversary Edition - 1907 to 2007



FIGS. 0540 & 0541 - VENTED FILLS FOR 1-1/2" HOSE

PATENT NOS. 5,275,213 & 5,327,946

CONSTRUCTION:

- MARINIUM ALLOY CAP AND BLACK PLASTIC BODY
- INTEGRAL TANK VENT WITH FLAME ARRESTOR AND ANTI SURGE VALVE
- DECK PLATE KEY INCLUDED
- HEAVY DUTY STAINLESS STEEL BEAD CHAIN

MARINIUM ALLOY CAP WITH BLACK PLASTIC BASE

- FIG. 0540 - ANGLED NECK
- FIG. 0541 - STRAIGHT NECK



FIG. 0540



FIG. 0541

ORDERING INFO

Marked For:	Dealer Pkg. 5 Pcs.	OEM Bulk Pkg. 25 Pcs.	Ship Wt. Carton Lbs. DP/OEM Bulk
MARINIUM CAP & ANGLED NECK			
Gas	0540DPGMAR*	0540G00MAR*	3.1/13.8
Diesel	0540DPDMAR	0540D00MAR	3.1/13.8
Water	0540DPWMAR	0540W00MAR	3.1/13.8
MARINIUM CAP & STRAIGHT NECK			
Gas	0541DPGMAR*	0541G00MAR*	3.0/13.5
Diesel	0541DPDMAR	0541D00MAR	3.0/13.5
Water	0541DPWMAR	0541W00MAR	3.0/13.5

TECH INFO

For Hose Size: 1-1/2"
For Vent Hose: 5/8"
Length of Neck: 2-7/16"
Screw Size: #8

STOP FUEL THEFT

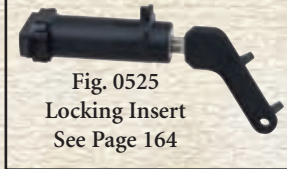


Fig. 0525
Locking Insert
See Page 164

FIG. 0528 - FUEL & WATER FILLS FOR PIPE

CONSTRUCTION:

- MARINIUM ALLOY
- 1-1/4 AND 1-1/2 INCH CAPS HAVE A SLOT BETWEEN THE HOLES
- FIG. NO. 1248 DECK PLATE KEY AND O-RING INCLUDED

ORDERING & TECH INFO

FOR UNMARKED FILLS				
Pipe Size Inches	O.D. Flange Inches	Std. Pkg. - 1 Pc.	OEM Bulk Pkg. 10 Pcs.	Ship Wt. Carton Lbs. Std. Pkg./OEM Bulk
1-1/2	3-5/8	0528008MAR	0528008MAR	0.7/7.0
2	4-1/4	0528009MAR**	-----	1.3/--
3	5-3/8	0528011MAR**	-----	0.7/--
FOR GAS FILLS*				
Pipe Size Inches	O.D. Flange Inches	Std. Pkg. - 1 Pc.	OEM Bulk Pkg. 10 Pcs.	Ship Wt. Carton Lbs. Std. Pkg./OEM Bulk
2	4-1/4	-----	0528G09MAR**	--/1.3
FOR DIESEL FILLS				
Pipe Size Inches	O.D. Flange Inches	Std. Pkg. - 1 Pc.	OEM Bulk Pkg. 10 Pcs.	Ship Wt. Carton Lbs. Std. Pkg./OEM Bulk
2	4-1/4	0528D09MAR**	-----	0.7/--
FOR WATER FILLS				
Pipe Size Inches	O.D. Flange Inches	Std. Pkg. - 1 Pc.	OEM Bulk Pkg. 10 Pcs.	Ship Wt. Carton Lbs. Std. Pkg./OEM Bulk
1-1/2	3-5/8	0528W08MAR	0528W08MAR	0.7/7.0



FIG. 0528 UN-MARKED**

Screw Sizes: 3 Inch Deck Plates #10, All Others #8.

**Size 11 has 4 Mounting Holes.

*NOTE: These Items Meet the Requirements of U.S.C.G. Safety Standards, January 31, 1977, for Gasoline Fuel Systems, 33 CFR 183.

Visit www.perko.com for installation instructions and technical drawings on most PERKO® products.

PERKO®

MARINIUM - THE MARINE ALLOY

FIG. 0752 - OVAL HAWSE HOLE PLATE



FIG. 0752

CONSTRUCTION:

- MARINIUM ALLOY

ORDERING & TECH INFO

Dimensions Outside Inches	Dimensions Inside Inches	Length Spigot Inches	Std. Pkg. - 1 Pc. OEM Pkg. - 10 Pcs.	Screw Size	Ship Wt. Carton Lbs. Std. Pkg./OEM Bulk
4-1/4 x 6	2-1/8 x 4-1/8	1-1/4	0752000MAR	1/4	1.3/8.5

FIG. 0755 - TRIANGULAR HAWSE HOLE PLATE




FIG. 0755

CONSTRUCTION:

- MARINIUM ALLOY

ORDERING & TECH INFO

Dimensions Outside Inches	Dimensions Inside Inches	Length Spigot Inches	Std. Pkg. - 1 Pc. OEM Pkg. - 10 Pcs.	Screw Size	Ship Wt. Carton Lbs. Std. Pkg./OEM Bulk
8-1/4 x 5-1/8	3-1/8 x 5-1/4	1-3/4	0755000MAR	1/4	1.5/10.5

FIG. 0750 - ROPE AND CHAIN DECK PIPE

CONSTRUCTION:

- MARINIUM ALLOY

The Cover Has a Hook for Hanging Chain and a Stainless Steel Cable Retainer



FIG. 0750

ORDERING & TECH INFO

Opening For Chain Size Inches	Dimensions Flange Inches	Height Overall Inches	Dealer Pkg. 5 Cards 1 Pc. per Card	Screw Size	Ship Wt. Carton Lbs. Dealer Pkg.
3/8	5-1/4 x 4	1-3/8	0750DP0MAR	8	7.0

Spare Cover with Hook and Cable, Cat. No. 0750DPM99A

MARINIUM - THE MARINE ALLOY

FIG. 0447 - FISHING ROD HOLDER

VERTICAL FLUSH MOUNT

CONSTRUCTION:

- MARINIUM ALLOY FLANGE
- STAINLESS STEEL TUBE
- HARD BLACK PLASTIC LINER
- INTEGRAL FLIP-UP CAP



FIG. 0447

ORDERING & TECH INFO

I.D. Tube Inches	O.D. Tube Inches	Length Under Flange Inches	O.D. Flange Inches	Dealer Pkg. 5 Pkgs. 1 Pc. per Pkg.	OEM Bulk Pkg. 10 Pcs.	Bolt Size	Ship Wt. Carton Lbs. DP/OEM Bulk
1-5/8	2	9	3-1/2	0447DP1MAR	0447001MAR	10	3.0/12.5

FIG. 0448 - FISHING ROD HOLDER

ANGLED FLUSH MOUNT (APPROXIMATE 65°)

CONSTRUCTION:

- MARINIUM ALLOY FLANGE
- CHROME PLATED BRASS TUBE
- SOFT BLACK LINER & FLANGE GASKET WITH INTEGRAL FLIP-UP CAP



FIG. 0448

ORDERING & TECH INFO

I.D. Tube Inches	O.D. Tube Inches	Length Under Flange Inches	Dimensions Flange Inches	Dealer Pkg. 5 Pkgs. 1 Pc. per Pkg.	OEM Bulk Pkg. 10 Pcs.	Bolt Size	Ship Wt. Carton Lbs. DP/OEM Bulk
1-5/8	2	8	4-1/4 x 3-1/2	0448DP1MAR	0448001MAR	1/4	2.2/10.1

FIGS. 0218 & 0219 - FLUSH FLAG POLE SOCKETS

CONSTRUCTION:

- MARINIUM ALLOY

FIG. 0218 - STRAIGHT BOW SOCKET

FIG. 0219 - 26° ANGLE STERN SOCKET



FIG. 0219 STERN

ORDERING & TECH INFO

I.D. Socket Inches	O.D. Flange Inches	Depth Socket Inches	Straight Dealer Pkg. - 5 Cds. 1 Pc. per Card	Straight OEM Bulk Pkg. 5 Pcs.	Angled Dealer Pkg. - 5 Cds. 1 Pc. per Card	Angled OEM Bulk Pkg. 5 Pcs.	Screw Size	Ship Wt. Carton Lbs. 0218/0219
3/4	2	1-1/2	0218DP1MAR	0218001MAR	0219DP1MAR	0219001MAR	8	1.3/2.1
1	2-3/8	1-3/4	0218DP2MAR	0218002MAR	0219DP2MAR	0219002MAR	8	2.0/2.4
1-1/4	2-5/8	2	0218DP3MAR	0218003MAR	0219DP3MAR	0219003MAR	8	2.5/3.0

FIGS. 0220 & 0221 - UPRIGHT FLAG POLE SOCKETS

CONSTRUCTION:

- MARINIUM ALLOY

FIG. 0220 - STRAIGHT BOW SOCKET

FIG. 0221 - 13° ANGLE STERN SOCKET



FIG. 0220
Bow

ORDERING & TECH INFO

I.D. Socket Inches	O.D. Base Inches	Height Overall Inches	Straight Dealer Pkg. - 5 Cds. 1 Pc. per Card	Angled Dealer Pkg. - 5 Cds. 1 Pc. per Card	Screw Size	Ship Wt. Carton Lbs. 0220/0221
3/4	2-1/8	1-3/4	0220DP1MAR	0221DP1MAR	8	1.1/1.4
1	2-1/2	2	0220DP2MAR	0221DP2MAR	8	1.9/2.4
1-1/4	2-3/4	2-1/8	0220DP3MAR	0221DP3MAR	8	2.1/2.9

MARINIUM - THE MARINE ALLOY

Tri-Color Lights



Page 20

Vertical Mt. Side Lights




Page 21

Vertical Mt. Side Lights



Page 22

Vertical Mt. Side Lights



Page 23

Horiz. Mt. Side Lights



Page 24

Horiz. Mt. Side Lights



Page 25

Horiz. Mt. Side Lights



Page 26

Bi-Color Lights



Page 27

Bi-Color Lights



Page 28

Bi-Color Lights



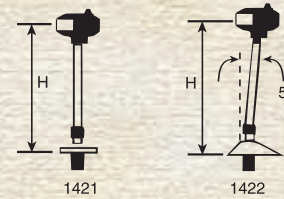
Page 29

Removable Bi-Color Pole Lights



Pages 30-31

Navigation Light Vertical Heights




1421

1422

Pages 32-33

Choosing a Replacement Pole Light




Page 34

Pole Light Globe Styles



Page 35

Retail Packaged Pole Lights



Page 37

Retail Delta Series Pole Lights



Page 38

Retail Omega Series Pole Lights



Page 39

Retail Alpha & Inland Series Pole Lights



Page 40

OEM Bulk Pkg. Lights



Page 41

OEM Coastal Series White All-Round Lights



Page 42



THUMBNAIL PICTURE INDEX

100th Year Anniversary Edition - 1907 to 2007



THUMBNAIL PICTURE INDEX

OEM Inland Series
White All-Round Lights




Page 43

OEM
White All-Round Lights



Page 44

Pole Light
Mounting Bases



Pages 45-47

Pole Light & Base
Combinations



Page 49

Fixed Mt. White
All-Round Lights



Page 50

Fixed Mt. White
All-Round Lights



Page 51

Folding Mt. White
All-Round Lights



Page 52

White
All-Round Lights



Page 53

Combination Masthead
White All-Round Lights



Page 54

Combination Masthead
White All-Round Lights




Page 55

Combination Masthead
White All-Round Lights



Page 56

Masthead Lights



Page 57

Masthead Lights



Page 58

Stern Lights



Page 59

Stern Lights



Page 60

L.E.D. European Style
Navigation Lights



Page 61

European Style
Navigation Lights



Pages 62-63

European Style
Navigation Lights



Pages 64-65

All-Round Lights



Page 66

Navigation Lights



Page 67

Navigation Lights



Page 68

Replacement Pole Light Bases



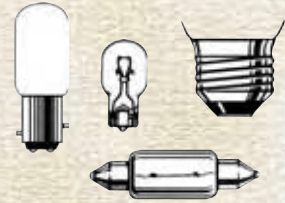
Pages 69-70

Replacement Lenses



Page 70

Replacement Bulbs for Navigation Lights



Page 71

Double Lens L.E.D. Navigation Lights



Pages 74-75

Single Lens Navigation Lights



Page 76

Double Lens Navigation Lights



Page 77

Single Lens Navigation Lights



Page 78

Double Lens Navigation Lights



Page 79

Navigation Lights



Page 80

Navigation Lights



Page 81

Navigation Lights



Page 82

Special Purpose Lights



Page 83

Special Purpose Lights



Page 84

Replacement Parts for Navigation Lights



Page 85

XR Series Xenon Searchlights



Pages 86-89

19" Solar-Ray® Searchlights



Pages 90-92

DEC Control Solar-Ray® Searchlights



Page 95

Deck Control Solar-Ray® Searchlights



Pages 96-97

Lever Control Solar-Ray® Searchlights



Pages 98-99



THUMBNAIL PICTURE INDEX

100th Year Anniversary Edition - 1907 to 2007



THUMBNAIL PICTURE INDEX

Wheel or Lever Control
Solar-Ray® Searchlights



Pages 100-101

Searchlight Bulb &
Socket Ordering Info



Pages 102-103

Sealed Beam
Searchlights



Page 105

Pilot House Control
Searchlight



Page 106

Sealed Beam
Searchlights



Page 107

Underwater Lighting



Page 108

Utility Lights



Page 109

Utility Lights



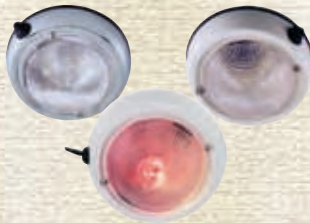
Page 110

Utility Lights



Page 111

Dome Lights



Page 112

Dome Lights




Page 113

Bulkhead Lights



Page 114

Spreader Lights



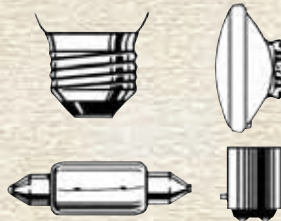
Page 115

Misc. Lights &
Vapor Proof Lights



Page 116

Bulbs for Utility Lights



Page 117

Compact Battery
Switches



Page 119

Medium Duty Battery
Switches



Pages 120-121

Heavy Duty Battery
Switches



Page 122

Switches, Fuse Holder &
Deck Connection




Page 124

Cable Outlet, Straps &
Line Support Clips



Page 125

Ventilators



Pages 126-127

Cowl & Clam Shell Ventilators



Page 128

Fog Horn, Whistle, Chain & Weatherstripping



Page 129

Fog Bells



Pages 130-131

FlushPro™



Page 133

Intake Water Strainers



Pages 134-135

Flushing Strainer




Page 136

Strainers



Page 137

Pump Strainers & Garboard Drain Plug



Page 138

Garboard Drain Plugs



Page 139

Seacocks




Page 140

Inline Valve & Pipe to Hose Adapters




Page 141

Thru-Hull Connections



Page 142

Thru-Hull Connections



Page 143

Thru-Hull Connections



Page 144

Scuppers & Drain



Page 145

Scuppers



Page 146

Scuppers



Page 147

Water Fittings & Deck Plate



Page 148

Available Fill Sets



Page 149




THUMBNAIL PICTURE INDEX

100th Year Anniversary Edition - 1907 to 2007



Vented Fills



Page 150

Vented Fills



Page 151

Vented Fills



Page 152

Vented Fills



Page 153

OEM Bulk Color Coded Vented Fills




Pages 154-155

OEM Bulk Color Coded Fills



Page 156

Retail Pkg. Color Coded Fills



Page 157

Fuel & Water Fills for Hose



Page 158

Fills for Hose



Page 158

Fills for Hose & Retaining Cable



Page 160

Fuel & Water Fills for Pipe



Page 161

Waste Deck Plates



Page 162

Waste Deck Plates



Page 163

Fuel System Locking Inserts




Page 164

Deck Plate Keys



Page 165

Gas Tank Vents



Pages 166-167

Cleats



Page 168

Cleats



Page 169

Cleats



Page 170

Cleats



Page 171

THUMBNAIL PICTURE INDEX

Chocks




Page 172

Anchor Chock & Rigging Tube




Page 173

Deck Pipes, Mooring Bitt & Hawse Hole Plate



Page 174

Bow & Transom Eyes



Page 175

Step Plates



Page 176

Step Plate, Fixed & Folding Steps



Page 177

Flag Pole & Socket Sets



Page 178

Flag Pole Sockets & Flag Staff



Page 179

Handles



Page 180

Grab Rail Posts, Boat Hook Holders, Pole Storage Clips & Spring Clamps



Page 181

Windshield Wiper, Rope Clamp & Dock Spring Line



Page 182

Rope Pulleys & Guides



Page 183

Fender Lock, Hooks & Eye Snap



Page 184

Rowlock Horns & Sockets




Page 185

Rowlock Horns



Page 186

Rowlock Sockets & Oar Leathers



Page 187

Windshield Adjusters




Page 188

Windshield Adjusters



Page 189

Hatch Adjusters, Braces & Fasteners



Page 190

Hatch Fasteners & Windshield Keepers



Page 191



THUMBNAIL PICTURE INDEX

100th Year Anniversary Edition - 1907 to 2007



Hold Down Clamps




Page 192

Axe Bracket, Ring Buoy Holder & Eye Straps




Page 193

Butt Hinges




Page 194

Butt Hinges



Page 195

Hinges




Page 196

Hinges



Page 197

Hinges




Page 198

Hinges



Page 199

Pull Apart Hinges, Hatch Trim & Continuous Hinge




Page 200

Hasps



Page 201

Barrel & Ship Bolts




Page 202

Cabin Door Hooks



Page 203

Door Stops & Holders



Page 204

Door Catches & Buttons



Page 205

T-Handle Locks & Latches



Pages 206-207

Flush Locks & Latches



Page 208

Flush Locks & Latches



Page 209

Self Adjusting Slam Latch



Page 210

Lock & Latch Set Cam Bar Selection Guide



Page 211

Flush Hatch Dogs



Page 212

THUMBNAIL PICTURE INDEX

Lock & Latch Sets




Page 213

Lock & Latch Sets



Pages 214-215

Lock & Latch Sets




Page 216

Lock & Latch Sets



Page 217

Lock & Latch Sets




Page 218

Lock & Latch Sets



Page 219

Cupboard Bolt, Catch, Turn & Latch




Page 220

Latch Assembly & Elbow Catches



Page 221

Knobs, T-Handle Pull & Flush Ring Catch



Page 222

Flush Pulls



Page 223

Pulls and Lifting Handles



Page 224

Pulls & Sliding Window Handle



Page 225

Door and Window Stop, Locks & Fastener



Page 226

Table Brackets & Utility Hooks



Page 227

Fittings, Utility Hook & Boat Cover Sockets



Page 228

Fasteners



Page 229

Fishing Rod Holders




Page 230

Fishing Rod Holders



Page 231

Fishing Rod Holders



Page 232

Fishing Rod Holders



Page 233

Fishing Rod Holder,
Gasket Kits, Lips & Liners



Page 234

Outrigger Pole Holders



Page 235

Outrigger Pole Holders




Page 236

Outrigger Pole Holders



Page 237

Outrigger Poles &
Spreaders




Page 238

Outrigger Pole Kit &
Accessories



Page 239

Camo Line Assortments



Page 240

Camo Navigation Lights



Page 241

Camo Navigation Lights




Page 242

Camo Utility Lights,
Pull & Lock



Page 243

Camo Cleat, Handle,
Hinge & Hasp



Page 244

Camo Oarlocks &
Sockets



Page 245

Marinium



Page 246

Marinium
Navigation Lights



Page 247

Marinium Courtesy &
Complementary Lights



Page 248

Marinium Cleat, Chock,
Hatch Dog & Handles



Page 249

Marinium Fills



Page 250

Marinium Fills



Page 251

Marinium Hawse Plates
& Rope Pipe



Page 252

Marinium Rod Holders
and Flag Sockets



Page 253

NUMERICAL INDEX

100th Year Anniversary Edition - 1907 to 2007



NUMERICAL INDEX

FIG. No.	PAGE No.	FIG. No.	PAGE No.	FIG. No.	PAGE No.	FIG. No.	PAGE No.
0004	68 & 82	0135	25, 29, 58 & 60	0240	55, 56 & 71	0314	106
0005	68 & 82	0136	28	0241	71	0315	128
0007	68 & 82	0137	109 & 243	0244	113	0318	116
0024	68	0139	26	0245	113	0322	143
0030	48	0140	109	0247	28 & 71	0323	146
0052	68	0142	147	0248	49, 51 & 71	0325	193
0060	229	0144	130	0249	80, 83 & 85	0326	147
0061	108	0145	109 & 243	0250	67	0327	146
0062	229	0148	227	0252	28	0328	144
0063	141	0149	200	0253	25	0329	67
0064	31	0150	130	0254	22 & 241	0330	126
0065	137	0152	200	0256	68, 81, 82, 84 & 85	0331	143
0066	137	0153	130	0257	112 & 113	0333	146
0067	72	0155	190	0258	200	0334	127
0068	62	0158	131	0259	29, 67, 68, 71, 81, 82 & 85	0335	127
0069	72	0159	131	0260	22 & 71	0336	127
0070	72	0162	129	0261	71, 78, 81, 83 & 85	0337	72 & 117
0071	72	0163	125	0264	21	0338	72
0072	72	0164	125	0265	115	0339	128
0074	71	0165	125	0266	139	0340	72 & 117
0075	147	0166	130	0268	20, 31 & 71	0341	81
0076	141	0170	23, 51, 57, 59 & 61-63	0269	68, 81, 82 & 85	0342	85
0077	108	0171	130	0271	198	0343	146
0082	189	0172	130	0272	198	0344	177
0086	137	0174	108	0273	25 & 71	0347	85
0093	64	0179	131	0276	68 & 113	0348	143
0095	64	0196	125	0277	21, 22 & 71	0349	129
0106	85	0197	199	0278	20, 53 to 56, 58, 59 & 71	0350	142
0107	26	0200	20, 64 & 65	0280	115	0351	177
0108	66 & 67	0201	40, 44, 49, 51 52 & 71	0281	25, 26, 58, 60 & 71	0354	105
0109	67	0212	200	0283	28, 30 & 71	0355	105
0110	67	0217	114	0285	147	0357	173
0111	67	0218	179 & 253	0290	68	0361	145
0112	66 & 84	0219	179 & 253	0294	82 & 85	0362	51
0113	130	0220	179 & 253	0295	25, 26, 58, 60 & 71	0363	139
0114	25 & 28	0221	179 & 253	0296	29 & 71	0365	147
0116	229	0222	65	0297	29 & 71	0367	85
0117	229	0223	114	0298	26 & 71	0370	139
0118	229	0226	66	0300	112	0371	51
0119	172 & 249	0227	27 & 241	0301	144	0373	85
0120	23, 51, 57, 59, 61-63 & 199	0228	24 & 241	0303	78, 79 & 85	0374	85
0123	130	0229	27	0305	105	0375	72
0124	138	0232	24	0309	66 & 84	0377	145
0125	49, 53 & 54	0233	187	0313	105	0380	181
0126	159	0236	175			0390	247
0127	130	0237	175			0391	247
0131	26, 68 & 82	0238	40, 43 & 71			0395	228
0132	113	0239	38, 42, 50, 52, 53 & 71			0401	236 & 237
0133	84					0403	83
0134	85					0404	232
						0406	236 & 237



NUMERICAL INDEX

100th Year Anniversary Edition - 1907 to 2007

FIG. No.	PAGE No.	FIG. No.	PAGE No.	FIG. No.	PAGE No.	FIG. No.	PAGE No.
0408	236 & 237	0505	167	0577	152 & 250	0806	92, 102 & 103
0410	236 & 237	0506	166	0578	228	0807	92, 102 & 103
0412	83	0507	163	0579	153 & 250	0808	197
0415	236 & 237	0509	167	0580	154	0809	92, 102 & 103
0420	130	0510	128	0581	154	0810	92, 102 & 103
0424	125	0513	159 to 161 & 163	0582	155 & 157	0811	102 & 103
0427	178	0514	113 & 124	0583	155 & 157	0816	102 & 103
0428	178	0515	167	0590	151	0817	102 & 103
0432	115 & 117	0518	166	0591	151	0820	102 & 103
0433	105 to 107	0520	158	0593	135 & 136	0825	141
0435	107	0524	163	0599	159	0826	165
0440	107	0525	164	0602	21	0828	185
0441	129	0526	148	0608	174	0829	185
0444	235	0527	160	0610	227	0830	185
0445	237	0528	161 & 251	0619	27	0831	185
0447	230 & 253	0530	169	0622	24	0832	185
0448	230 & 253	0533	182	0634	183	0833	185
0449	234	0534	107	0675	210	0834	140
0451	235	0535	107	0688	124	0835	140
0452	230	0537	160	0697	191	0836	102 & 103
0454	83	0538	107	0701	124	0837	92, 102 & 103
0455	51	0539	148	0706	214 & 215	0839	92, 102 & 103
0456	133	0540	150 & 251	0707	126	0841	223
0457	133	0541	150 & 251	0709	138	0844	92, 102 & 103
0461	129	0542	153	0710	214 & 215	0845	92, 102 & 103
0462	120 & 121	0543	153	0711	214 & 215	0846	92, 102 & 103
0465	130	0544	170	0712	214 & 215	0847	92
0466	51	0545	170	0714	139	0848	92
0468	239	0550	126	0715	214 & 215	0851	105
0469	239	0551	156	0719	226	0852	101 & 105
0470	236	0552	156 & 157	0721	138	0859	92
0471	239	0554	205	0722	138	0860	92, 102 & 103
0474	235	0555	113 & 248	0730	214 & 215	0866	93
0476	239	0556	162	0731	214 & 215	0869	229
0477	48, 181 & 242	0557	158	0737	139	0870	128
0478	235	0559	205	0750	174 & 252	0872	92 & 102
0479	235	0561	166	0752	174 & 252	0873	92 & 102
0480	234	0562	193	0753	113	0874	102
0481	234	0563	162	0755	252	0875	102
0482	234	0564	158	0757	174	0876	102
0483	234	0565	183	0759	182	0878	102
0484	234	0566	169	0762	190	0879	102
0492	181	0567	219	0769	191	0880	92 & 102
0493	134 & 135	0568	162	0770	191	0883	96 & 97
0495	179	0569	162	0775	180	0884	98 & 99
0499	148	0570	166	0776	224 & 249	0885	100 & 101
0500	134 & 135	0571	166	0777	212 & 249	0887	95
0501	177	0572	168 & 249	0778	212	0889	93 & 104
0502	181	0574	204	0786	124	0890	93 & 104
0503	167	0575	223	0797	190	0891	104
0504	148	0576	158	0805	140	0893	93

NUMERICAL INDEX

NUMERICAL INDEX

100th Year Anniversary Edition - 1907 to 2007



NUMERICAL INDEX

FIG. No.	PAGE No.	FIG. No.	PAGE No.	FIG. No.	PAGE No.	FIG. No.	PAGE No.
0894	93	0956	203	1052	70	1131	242
0895	93	0957	199	1053	202	1133	78 & 79
0896	229	0958	225	1054	70	1134	52
0897	93	0959	203	1056	221	1137	52
0898	229	0960	219	1057	174	1138	52
0899	93	0962	217 to 219	1058	70	1143	78, 79 & 83
0901	229	0963	25	1059	46 & 69	1144	52 & 55
0902	104	0964	58	1060	46 & 69	1146	110 & 248
0903	173	0965	60	1063	176	1149	110
0904	29	0966	226	1065	204	1150	81
0905	93 & 104	0967	191	1068	216	1151	81
0907	229	0968	216	1071	209	1152	81
0908	104	0969	101 & 105	1072	209	1153	81
0910	104	0972	29	1074	111	1154	81
0911	93	0975	227	1081	209	1155	187
0912	213 & 216 to 219	0976	217 & 218	1082	209	1156	109
0913	218 & 219	0977	216	1087	116	1158	20, 53 to 56 & 58
0915	26	0978	220	1089	208	1161	28
0918	218	0980	213	1090	116	1164	79
0919	218	0984	213 & 216 to 219	1091	206, 207 & 243	1165	79
0920	213 & 216 to 219	0987	197	1092	206 & 207	1166	79
0921	213	0988	197	1093	216	1167	79
0922	213	0991	213	1094	206 & 207	1168	79
0924	199	0992	213	1095	206 & 207	1169	78
0925	222	0994	229	1097	207	1170	78
0926	222	0995	213 & 216	1099	231	1172	78
0927	219	0996	229	1100	231	1173	78
0928	217	0997	229	1101	220	1174	78
0929	216	0998	201	1102	220	1177	204
0930	217	0999	197	1103	223	1178	58
0931	208	1002	194	1104	232	1179	188
0932	208	1004	194	1105	78 to 84	1180	188
0934	226	1015	177	1106	227	1181	55
0935	226	1016	225 & 243	1107	231	1183	56
0937	226	1017	193	1108	192	1184	55
0938	221	1021	221	1109	68	1185	187 & 245
0939	60 & 247	1028	217	1110	225	1186	187 & 245
0941	196	1029	216	1111	84	1187	187 & 245
0942	198	1030	217	1112	192	1188	168 & 244
0944	220	1031	208	1113	192	1189	124
0945	60	1032	208	1116	188	1190	124
0946	60, 110 & 247	1040	115	1117	188	1191	125
0947	202	1043	176	1118	233	1192	48
0948	220	1044	111	1119	78 to 84	1194	201
0949	195	1045	45, 242 & 261	1123	54, 69 & 242	1196	56
0951	196	1046	45	1124	54 & 69	1197	56
0952	195	1047	45	1125	54 & 69	1198	201 & 244
0953	218	1048	47	1127	80	1199	203
0954	225	1049	47	1128	80	1201	20
0955	22	1050	176	1129	80 & 83	1205	231
		1051	222	1130	80	1209	49 & 69



NUMERICAL INDEX

100th Year Anniversary Edition - 1907 to 2007

FIG. No.	PAGE No.	FIG. No.	PAGE No.	FIG. No.	PAGE No.	FIG. No.	PAGE No.
1210	168	1280	218	1373	76	1936	93
1211	31	1281	55	1374	76	8501	120
1212	31	1283	56	1384	74	8502	120
1213	197	1284	55	1385	74	8503	120
1214	197	1287	203	1386	74	8504	120
1215	233	1289	184	1387	74	8511	119
1216	205	1290	189	1388	74	8512	119
1217	205	1291	189	1399	159	8603	122
1218	29	1292	189	1400	40 & 242	9304	86 & 87
1220	224	1293	196 & 244	1401	44	9501	89
1221	224	1299	184	1403	44	9504	89
1222	180 & 244	1301	51	1404	44	9506	89
1223	172	1302	179	1421	31	9508	89
1226	182	1303	114	1422	31	9510	89
1227	186	1304	178	1425	176	9511	89
1230	172	1305	171	1440	43	9512	89
1231	180	1306	171	1441	43	9514	89
1232	223	1309	184	1445	43	9521	89
1234	180 & 244	1310	28	1450	43	9530	89
1235	175	1311	49	1451	38	9551	89
1236	56	1312	128	1452	42	9560	89
1238	126	1313	159	1455	43	9563	89
1239	216	1314	235	1456	42	9565	89
1240	216	1316	171	1460	42	9566	89
1241	165	1318	152	1461	42	9568	89
1242	193	1319	152	1465	42	9581	89
1243	183	1320	235	1470	38	9582	89
1244	202	1322	179	1601	26	9601	121
1246	184	1323	113	1602	26	9602	121
1247	165	1324	164	1604	50	9603	121
1248	165	1325	176	1607	53	9604	121
1249	228	1326	171	1611	49	9611	119
1252	169	1327	178	1612	30 & 241	9612	119
1253	112	1330	49	1613	159	9703	22
1254	116	1331	58	1614	30	9854	86 & 88
1256	183	1332	59	1622	43		
1258	113	1336	180	1634	52		
1260	113	1340	50	1637	52		
1261	183 & 203	1343	39	1638	52		
1262	186 & 245	1346	180	1656	42		
1263	112	1348	39	1714	238		
1264	22	1354	202	1798	238		
1267	186	1363	75 to 77	1901	91		
1269	163	1364	77	1902	91		
1270	160	1365	77	1921	90 & 91		
1271	126	1366	77	1922	90 & 91		
1273	54	1367	77	1925	91		
1274	54	1368	77	1930	89		
1277	178	1369	76	1931	89		
1278	178	1370	76	1932	93		
1279	218	1372	76	1933	93		

NUMERICAL INDEX

ALPHABETICAL INDEX

100th Year Anniversary Edition - 1907 to 2007



	PAGE
A	
Adapter -	
Pipe to Hose	141
Adjusters -	
Hatch	190
Windshield	188 & 189
Alpha Series Lights	40
All-Round Lights	37 to 44, 49 to 56, 64 to 68, 74 to 84 & 249
Anchor Chocks.....	173
Anchor Lights	37 to 44, 49 to 56, 64 to 68 74 to 84 & 249
Arch Tower Mount Light.....	53
Assemblies, Control	87, 91, 94, 98, 100 & 105
Axe Bracket.....	193
B	
Bass Boat Lights.....	26 & 30
Bases, Pole Light	45 to 47, 69 & 70
Battery -	
Switches.....	118 to 123
Cable Spacer	120 & 121
Bells, Fog	130 & 131
Berth Lights.....	113
Bi-Color Lights.....	27 to 31 & 62 to 65
Bits.....	174
Boarding Steps	176 & 177
Bolts -	
Barrel	202
Cupboard	220
Bow -	
Lights.....	21 to 31, 61 to 65, 67, 68 & 74 to 82
Anchor Lights	37 to 44, 49 to 56, 64 to 68 74 to 84 & 249
Combination Lights	27 to 31, 53 to 56, 62 to 65 & 74 to 79
Eyes	175
Brackets -	
Axe	193
Table.....	227
Breakdown Lights.....	74 to 84
Bulbs, Electric.....	72, 85, 92, 102, 103 & 117
Butt Hinges	194 to 196
Buttons -	
Door.....	205
Horn Push	124
C	
Cabin Door Hooks.....	203
Cabinet Hinges	194 to 200
Cable -	
Outlet.....	125
Spacer.....	120 & 121

	PAGE
C - CONTINUED	
Straps.....	125
Camo Line.....	240 to 245
Cleats	244
Handle	244
Hasp	244
Hinges.....	244
Lock	233
Navigation Lights.....	241 & 242
Polelights	242
Pull.....	243
Rowlocks & Sockets	245
Utility Lights	243
Caps, Gas Tank	149 to 161
Catches, Door.....	205, 220 & 221
Certification of Lights	17 & 73
Chain -	
Deck Pipe	174 & 252
Portlight.....	129
Chocks	172 & 249
Chocks, Anchor	173
Choosing a Pole Light.....	34
Clam Shell Ventilators	128
Clamps -	
Hatch Hold-Down	192
Spring	181
Rope.....	182
Clear Back Utility Light.....	110
Cleats.....	168 to 171, 244 & 249
Clips -	
Line Support	125
Trolling	239
Coat & Hat Hooks	227
Cockpit Scupper	145 to 147
Color Coded Deck Plates & Fills.....	157 to 157
Collar Set	48
Combination -	
Bow & Anchor Lights.....	20 & 27 to 31
Side Lights	21 to 26, 61 to 65 & 67, 68 74 to 82, 241 & 248
Connections -	
Electric.....	125
Thru Hull.....	137 to 139
Watertight, Deck.....	125
Connectors, Electric.....	125
Connectors, Garden Hose	148
Continuous Hinge	200
Control Assemblies,	87, 91, 94, 98, 100 & 105
Convertible Boat Top Fittings.....	229
Courtesy Lights	109 to 114
Cowl Ventilators.....	128
Cupboard -	
Bolts.....	220
Catches.....	205, 220 & 221
Turns.....	220



ALPHABETICAL INDEX

100th Year Anniversary Edition - 1907 to 2007

ALPHABETICAL INDEX

C - CONTINUED

PAGE

Curtain Fasteners.....229

D

Deck -

Connection, Watertight.....125

Lights57, 62 & 115

Pipes, Rope & Chain.....174 & 252

Plate Keys165

Plates149 to 163

Delta Series Pole Lights.....38

Dock Line Springs182

Dome Lights.....112 & 113

Door -

Buttons205

Catches.....205, 220 & 221

Fasteners.....228 & 229

Hinges194 to 200 & 244

Holders204 & 205

Hooks.....203

Stops204 & 226

Drain Plugs138 & 139

Drawer -

Knobs.....222

Pulls.....222 to 225 & 243

Dredging Light.....83

Dorade Ventilator128

E

Elbow Catches221

Electric -

Bulbs72, 85, 92, 102, 103 & 117

Cabin Fixtures112 to 114

Connections125

Lamps.....112 to 114

Sockets71, 85, 102 & 117

Switches.....118 to 123

European Representative.....15

Eyes -

Bow175

Flange175

Lashing175

Transom.....175

F

Fasteners -

Curtain229

Door.....228 & 229

Hatch228 & 229

Table Leg.....227

Fender-

Hooks.....184 & 193

Locks.....184

Filler, Tank149 to 161

Filters, Water.....134 to 138

F - CONTINUED

PAGE

Fishing Rod Holders230 to 234 & 253

Fittings -

For Boat Top229

For Rails.....181

Waste.....162 & 163

Fixtures, Light -

Bulkhead, Electric.....114

Electric Cabin112 to 116

Vapor Proof.....116

Flag Pole Sockets.....179 & 253

Flag Staffs178 & 179

Flange Eyes175

Flush Pro133

Flush -

Hatch Lifting Handles212 & 224

Hatch Lifting Rings.....222 & 223

Locks & Latches.....206 to 219

Pulls.....222 to 224

Ring Catch.....221

Fog Horn129

Fold Down Mount Lights.....52 & 55

Fuel Tank Filler.....149 to 161

Fuse Holder124

G

Gas -

Tank Caps149

Tank Filler149 to 161

Tank Vents166 & 167

Gasket Kit145

Globe Set48

Globe Styles.....35

Grab Rail Posts.....181

Guides, Tiller Rope183

Guides, Pole Line183

H

Halyard Mount Lights64

Handles -

Flush Lifting.....212 & 224

Sliding Window.....225

Hasps201 & 244

Hatch -

Adjusters.....190

Dog212 & 247

Fasteners.....191 & 192

Hinges194 to 200

Hold-Down Clamps.....192

Lifting Handles212 & 224

Lifting Rings.....222 & 223

Trim200

Support Braces.....190

Hawse Hole Plate174 & 252

Heavy Duty Pole Lights.....247

ALPHABETICAL INDEX

100th Year Anniversary Edition - 1907 to 2007



H - CONTINUED

PAGE

Heights, Vertical Light	32 & 33
Hinges -	
Butt	194 & 196
Cabinet	194 to 200
Continuous	200
Cuddy Door	194 to 200
Hatch	194 to 200
Hatch Support	190
Non-Mortised	198
Piano	200
Pull Apart	200
Semi-Concealed	198
Shortside	197
Strap	199
“T”	199
Holders -	
Boat Hook	193
Door	204
Fishing Pole	230 to 234 & 253
Ring Buoy	193
Outrigger Pole	235 to 237
Hooks -	
Cabin Door	203
Coat Hook	227
Fender	184 & 193
Lashing	228
Snap	184
Utility	227
Wardrobe	227
Horn, Fog	129
Horns for Rowlocks	185, 186 & 245
Hull Connections	142 to 144

I

Information -	
Certification of Navigation Lights	17 & 73
Electrical Standards	118
Light, Vertical Heights	32 & 33
Lock Bevels	215
Lock & Latch	206 to 218
Representatives	6
Searchlight Bulb Data	89, 92, 102 & 103
Sales Policy & Terms	14
Warranty	14
Inlet -	
Fittings for Fresh Water	148
Strainer	134 to 136

K

Keys, Deck Plate	165
Knobs, Drawer	222

L

Lamps -

L - CONTINUED

PAGE

Cabin	112 to 114
Wall	114
Lashing Eyes	175
Lashing Hooks	228
Latches -	
Doors	206 to 219 & 243
Flush	206 to 219 & 243
Mortise Latch Sets	214 & 219
Rim Latch Sets	216 to 219
Slam	210
Leathers, Oar	187
L.E.D.	
Navigation Lights	18, 19, 21, 24, 27, 39, 50, 61 & 74
Step Plates	176
Utility Lights	109 & 111
Light Chart, Vertical Heights	32 & 33
Lights -	
Alpha	40
Arch/Tower	53
All-Round Lights	37 to 44, 49 to 56, 64 to 68,74 to 84 & 249
Anchor Lights	37 to 44, 49 to 56, 64 to 6874 to 84 & 249
Bases - Polelights	45 to 47
Bass Boat	26 & 30
Berth	113
Bi-Color	27 to 31 & 62 to 65
Breakdown	74 to 84
Camo	241 & 242
Combination	27 to 31, 53 to 56, 62 to 65& 74 to 79
Courtesy	109 to 114
Deck	57, 62 & 115
Delta	38
Dredging	83
Dome	112 & 113
Fold Down	52 & 55
L.E.D.	18, 19, 21, 24, 27, 39, 50, 61 & 74
Masthead	54 to 58, 61 to 65, 67, 68 & 74 to 82
Meal & Absent	67
Not Under-Command	74 to 84
Omega	39
Pole	30 to 44, 52 to 55, 241, 242 & 249
Range	74 to 84
Searchlights	86 to 107
Side	21 to 26, 61 to 65, 67, 68 & 74 to 82
Signal	61 to 68 & 74 to 84
Spreader	57, 62 & 115
Stern	59 to 65, 67 to 82 & 247
Towing	61 to 65, 68 & 74 to 84
Tri-Color	20 & 64
Underwater	108
Utility	109 to 111 & 243
Vapor-Proof	116





ALPHABETICAL INDEX

100th Year Anniversary Edition - 1907 to 2007

L - CONTINUED	PAGE
Line Support Clips.....	125
Locks -	
Doors.....	206 to 219 & 243
Fender.....	184
Flush.....	206 to 219 & 243
Mortise.....	214 & 219
Rim.....	216 to 219
Window.....	226
Locker Ventilators.....	126
Louver Ventilators.....	127
Locking Inserts.....	164
M	
Marinium.....	246 to 253
Masthead.....	54 to 58, 61 to 65, 67, 68 & 74 to 82
Meal & Absent.....	67
Mooring Bitts.....	144
N	
Navigation Lights -	
For Vessels:	
Under 20 Meters (65.6 Ft.) in Length.....	20 to 72
Over 20 Meters (65.6 Ft.) in Length.....	73 to 85
O	
Oar -	
Leathers & Buttons.....	187
Locks.....	185 to 187 & 245
OEM Packaged Pole Lights.....	41 to 44
Omega Series.....	39
Outlets -	
Cable.....	125
Water.....	148
Outrigger -	
Holders.....	235 to 237
Kit.....	239
Pole Line Guides.....	239
Poles.....	238 & 239
Spreaders.....	238
Trolling Pins.....	239
P	
Piano Hinge.....	200
Pin, Trolling.....	239
Pipes, Rope Deck.....	174 & 252
Plates -	
Deck.....	149 to 163
Hawse Hole.....	174 & 252
Step.....	176 & 177
Plugs, Drain.....	139
Pole Holders -	
Replacement Bases.....	45 to 47
Replacement Poles.....	30 to 44
Vertical Height Chart.....	32 & 33

P - CONTINUED	PAGE
Pole Lights.....	30 to 56
Pole Lights, Heavy Duty.....	247
Pole Light Bases.....	45 to 47 & 241, 242 & 247
Pole Sockets, Flag.....	178 & 253
Poles -	
Flag.....	178 & 179
Outrigger.....	238 & 239
Posts -	
Grab Rail.....	181
Stanchion.....	181
Pulleys.....	183
Pulls -	
Drawer.....	222 to 224
Flush.....	223 & 224
Pump Strainers.....	134 to 138
R	
Rail Fittings.....	181
Range Lights.....	74 to 84
Representatives.....	15
Retail Packaged Pole Lights.....	37 to 40
Retail Pole Light Interchange.....	36
Remote Control Searchlights.....	86 to 89 & 95
Rigging Tube.....	173
Rim Locks.....	216 to 219
Rim Latches.....	216 to 219
Ring -	
Buoy Holders.....	193
Catches, Flush.....	221
Pulls.....	222 & 224
Rings, Hatch Lifting.....	222 & 224
Roller Tip Line Guide.....	239
Rope -	
Clamps.....	182
Guides.....	183
Pulleys.....	183
Rowlocks.....	185 to 187 & 245
S	
Safety Cable.....	160
Scuppers -	
Cockpit.....	145 to 147
Thru-Hull.....	142 to 144
Valve Assembly.....	140
Seacocks.....	140
Searchlights -	
Bulbs.....	89, 92, 102 & 103
Control Assemblies.....	87, 91, 94, 98, 100 & 105
Incandescent.....	90 to 101
Sealed Beam.....	105 to 107
Remote Control.....	86 to 89 & 89
Spare Parts.....	89, 92, 93, 102 & 103
Xenon.....	86 to 89

ALPHABETICAL INDEX

100th Year Anniversary Edition - 1907 to 2007



S - CONTINUED

PAGE

Self Adjusting Slam Latch	210
Shield, for Pole or Mast Lights.....	48
Side Lights	21 to 26, 61 to 65, 67, 68 & 74 to 82
Signal Lights, Portable	
or Fixed.....	61 to 68 & 74 to 84
Snap Hooks	184
Sockets -	
Boat Cover.....	228
Sockets	45 to 47, 69, 70, 72, 85 & 93
Fishing Rod.....	230 to 234 & 253
Flag Pole	179 & 253
Rowlock.....	185 to 187 & 245
Searchlight.....	102 & 103
Spreaders for Outrigger Poles	236 to 238
Spreader Lights	57, 62 & 115
Spotlights.....	107
Spring Clamps.....	181
Springs for Dock Line.....	182
Staffs, Flag	178 & 179
Steps -	
Boarding.....	176 & 177
Folding.....	177
L.E.D.	176
Stern -	
Lights	59 to 65, 67 to 82 & 247
Pole Lights.....	35 to 49, 242 & 247
Stops -	
Door.....	204 & 226
Window	226
Strainers -	
Thru-Hull	137
Inlet	134 to 137
Pump	138
Flushing.....	136
Water	134 to 137
Strap Hinges.....	199
Strap Cable.....	125
Switches -	
Battery.....	118 to 123
Electric	118 to 124
Master	118 to 112
Panel	124
Swivel -	
Eye Pulleys.....	183
Eye Snaps.....	184

T

“T” Hinges.....	199
Table Brackets	227
Table Leg Fasteners.....	226
Thru-Hull Connections	142 to 144
Tower/Arch Mount Light	53
Towing Lights	61 to 65, 68 & 74 to 84

T - CONTINUED

PAGE

Transom -	
Eyes	175
Stern Lights	59 to 65, 67 to 82 & 249
Ventilators	126 & 127
Trim Hatch	200
Trolling Pin	239
Tube, Rigging	173
Tri-Color Lights	20 & 64
Turns Cupboard.....	220

U

Underwater Lights	108
Universal Replacement Pole Light	34 to 43
Utility Hooks.....	227
Utility Lights.....	109 to 111 & 243
Clear Back	110
L.E.D.....	109 & 111

V

Vapor Proof Fixtures	116
Ventilator -	
Cowl.....	128
Dorade.....	128
Gas Tank.....	166 & 167
Locker	126 & 127
Louver.....	127
Clam Shell Type	128
Transom.....	126 & 127

W

Wardrobe Hooks.....	227
Warranty Information.....	14
Waste Fitting	162 & 163
Water Strainers.....	134 to 138
Water Strainer Graphs.....	135
Whistle.....	129
Window -	
Anti-Rattler	226
Handle, Sliding.....	225
Lock	226
Stop.....	226
Windshield -	
Adjusters.....	188 & 189
Keeper Plate.....	191
Wiper	182

WE ARE MEMBERS OF THE FOLLOWING ASSOCIATIONS:



National Marine
Manufacturers Association



American Boat & Yacht
Council, Inc.
Charter Member



Marine Retailers
Association of America



National Marine
Representatives Association



National Marine Distributors
Association



Marine Industries Association
of South Florida

Manufacturer of Marine Lights, Hardware and Accessories

Street Address:

16490 Northwest 13th Avenue
Miami, Florida 33169-5707

Telephone Number: (305) 621-7525

Fax Number: (305) 620-9978

Mailing Address:

P.O. Box 64000D
Miami, Florida 33164-0510

e-mail: sales@perko.com

Website: www.perko.com

A large photograph of a PERKO sign in front of a building. The sign features the word "PERKO" in large, bold, blue capital letters. Below the name is a stylized blue wave graphic. The background shows a modern building with a blue and white facade, palm trees, and a clear sky.

PERKO



Manufacturer of Marine Lights, Hardware and Accessories